




Suspended



Recessed Point Source



Acoustic



Suspended



Wall-to-Ceiling










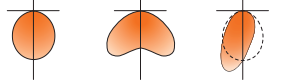




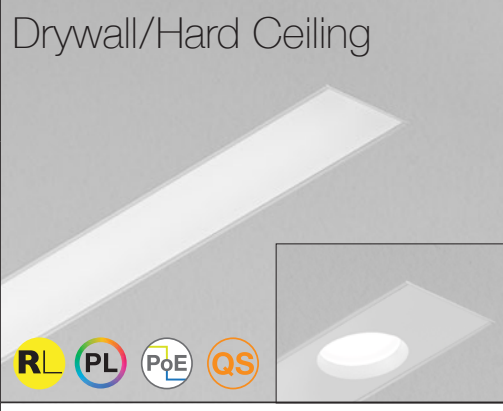








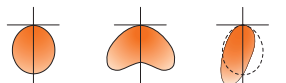




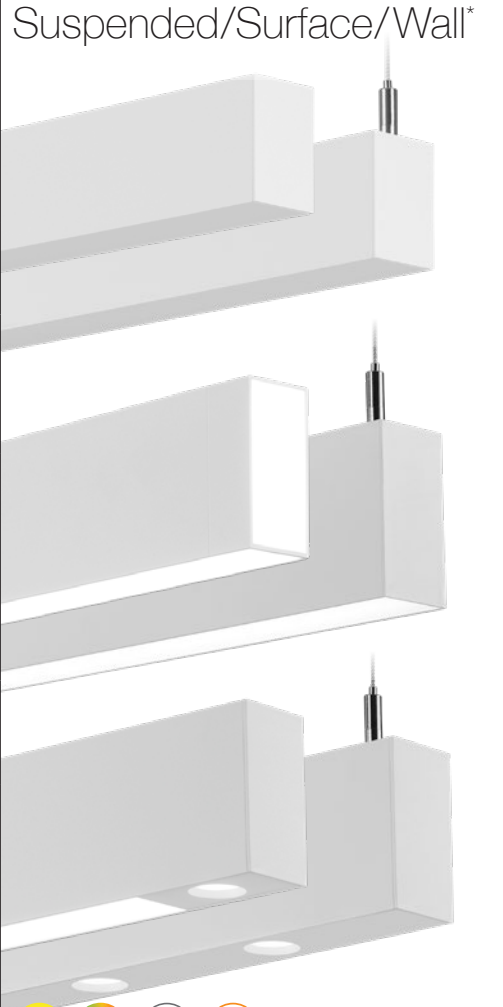









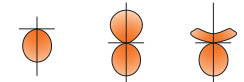



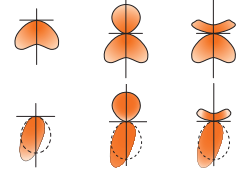



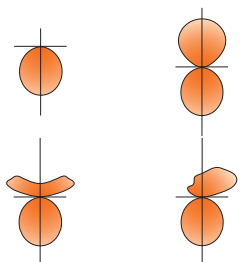



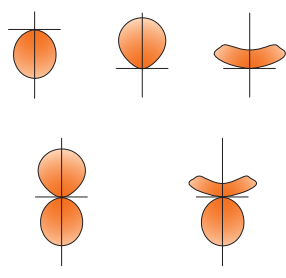
Seem[®] 1 Family

Seem[®] 1 Family



A narrow, nominal 1.5" aperture LED luminaire that delivers design flexibility with a clean visual aesthetic, Seem 1 supports diverse applications with modern finishes, individual lengths, and continuous runs in a variety of mounting styles: recessed, suspended, surface mount, and wall mount. Several shielding, color temperature, and distribution options provide the perfect blend of high performance and visual comfort.

The broad family goes beyond illumination with an acoustic luminaire and baffle system that leverages the narrow aperture and advanced light engine of Seem 1 while mitigating reverberation issues to deliver more comfortable environments.

	SHIELDING	DISTRIBUTION	POINT SOURCE OPTIONS		LUMENS/ FT	COLOR		LENGTHS	PATTERNS
			DISTRIBUTIONS	LUMENS		TEMP (K)	CRI		
<div>Grid</div> <div></div> <div></div>	<div></div> <div>Point Source Only</div>		<div></div> <div>Narrow FloodFlood 1</div>	250 ^{††} 350 450	—	2700 ^{**} 3000 3500 4000	>80 >90	Runs in 1' increments	L, U, Rectangle, Custom
	<div></div> <div>Flush/Batwing/ Asymmetric Lens</div>	<div></div>	<div></div> <div>Flood 2Wide Flood</div>	125 250 375 500 625				Runs in 1" increments (Runs in 1' increments with Point Source options)	
	<div></div> <div>0.5" Pop-Down Lens</div>	<div></div>							
<div>Drywall/Hard Ceiling</div> <div></div> <div></div>	<div></div> <div>Point Source Only</div>		<div></div> <div>Narrow FloodFlood 1</div>	250 ^{††} 350 450	—	2700 ^{**} 3000 3500 4000	>80 >90	Runs in 1' increments	Wall to ceiling, L, U, Rectangle, Custom
	<div></div> <div>Flush/Batwing/ Asymmetric Lens</div>	<div></div>	<div></div> <div>Flood 2Wide Flood</div>	125 250 375 500 625				Runs in 1" increments (Runs in 1' increments with Point Source options)	
	<div></div> <div>0.5" Pop-Down Lens</div>	<div></div>							
<div>Suspended/Surface/Wall*</div> <div></div> <div></div>	<div></div> <div>Solid bottom Indirect only</div>	<div></div>			250 375 500 625 800 1000 1250	2700 3000 3500 4000	>80 >90	Runs in 1' increments	L, U, Rectangle, Custom
	<div></div> <div>Lit End Caps Direct: Flush Lens only</div>	<div></div>			Matched to Direct, up to 625			—	
	<div></div> <div>Point Source Only Direct/Indirect: Batwing Optic or Dust Cover options</div>	<div></div>	<div></div> <div>Narrow FloodFlood 1</div>	250 ^{††} 350 450	—	2700 ^{**} 3000 3500 4000	>80 >90	Runs in 1' increments	L, U, Rectangle, Custom
	<div></div> <div>Flush/Batwing/ Asymmetric Lens</div>	<div></div>	<div></div> <div>Flood 2Wide Flood</div>	125 250 375 500 625 800 [†] 1000 [†]				Runs in 1" increments (Runs in 1' increments with Point Source options)	
	<div></div> <div>0.5" Pop-Down Lens</div>	<div></div>							
<div>Suspended Acoustic</div> <div></div> <div></div>	<div></div> <div>Regress lens / Solid PET bottom Indirect only & Unlit (8", 12" & 16" heights)</div>	<div></div>			100 [^] 125 [†] 200 [^] 250 [†] 300 [^] 375 [†] 400 [^] 500 625 [†] 800 [†]	3000 3500 4000	>80 >90	Runs in 1' increments from 4' to 16'	


Seem Family

The broad Seem family, with nominal apertures from one to six inches, offers many options to unite a space with lines of light and create a contemporary aesthetic. Find out more at focalpointlights.com/seem.

Seem 1



Seem 2



Seem 4



Seem 6

