FOCAL POINT®

Bringing It All To Light®

Quickship Guide

5 & 10 DAY

2025 VOL. 2.1

August 25, 2026

A brand of legrand®

Quickship Policies

Quickship is a broad, made–to–order offering of architectural luminaires that support all main areas of a project. We leverage our vertical integration and on-site manufacturing capabilities to ship a wide variety of options in 5 and 10 days. Unlike a stock program, Quickship gives you the ability to satisfy tight project schedules without sacrificing quality or selection.

HOW TO USE THIS GUIDE

The product options included in this guide all qualify for Quickship. Simply complete a catalog number by selecting the options you require and clearly mark your order as Quickship for fast processing. For more information or an expanded list of options, please consult the individual product cut sheets at **focalpointlights.com**.

QUICKSHIP POLICIES

Quickship line items must be denoted as such to ship with the 5- or 10-day terms of the program whether an entire order is comprised of only Quickship items or it includes both Quickship and standard line items.

Items with different lead times will ship separately unless the order is marked as "SHIP COMPLETE". In that case, the entire order will ship with the longest lead time.

Estimated ship dates (ESD) are determined per the following example: If a clean order is received by 11:00am CST on Monday for a 5-day item, the ESD for that item will be the following Monday. Orders received after 11am will receive an ESD based on the following business day.

ORDER CHECKLIST

- Complete and correct catalog numbers
- **Quickship** clearly denoted in subject line of email and on PO
- Complete PO with proper terms
- Run lengths when required
- EM/EC locations and voltage when required

REMINDERS

1. All ship dates are estimated. 5- and 10-day lead times do not include weekends or holidays.
2. Consult factory for options or quantities not shown in this guide. Large quantities may not qualify for Quickship.
3. Partial shipments may be required based on current factory loads.
4. Change orders of any kind will affect lead time.

CONTRACTOR SUPPORT

With our Quickship program and a host of resources found in the Contractor Zone of our website, we support quick-turn and design-build projects from specification to installation.

Learn more at **focalpointlights.com/contractorzone**

Quickship Index

ACOUSTIC BAFFLES 5
Seem® 1 Acoustic Direct 6
Seem® 1 Acoustic Direct/Indirect 6
Seem® 1 Acoustic Indirect 6
Seem® 1 Acoustic Unlit 7
AirCore Blade® 7

ACOUSTIC TILES 9
TruTile™ Designs 10
TruTile™ Textures 10
TruTile™ Shapes 10

RECESSED LINEAR 12
Seem® 1 Grid & Drywall/Hard Ceiling 13
Seem® 2 Drywall/Hard Ceiling 13
Seem® 2 Grid 13
Seem® 4 Drywall/Hard Ceiling 14
Seem® 4 Grid 14

PERIMETER 15
Seem® 2 Perimeter 16
Seem® 4 Perimeter 16

SUSPENDED, SURFACE & WALL MOUNT LINEAR 18
Seem® 1 Direct 19
Seem® 1 Direct/Indirect 19
Seem® 2 Direct 20
Seem® 2 Wall Mount 20
Seem® 2 Direct/Indirect 21
Seem® 2 Direct/Indirect Wall Mount 21
Seem® 4 Direct 22
Seem® 4 Wall Mount 22
Seem® 4 Direct/Indirect 23
Seem® 4 Direct/Indirect Wall Mount 23

ID+ DOWNLIGHTS 25
ID+ 3.5" Downlight 26
ID+ 3.5" Wall Wash 26
ID+ 3.5" Downlight Trimless 27
ID+ 3.5" Wall Wash Trimless 27
ID+ 3.5" x 3.5" Downlight 28
ID+ 3.5" x 3.5" Wall Wash 28
ID+ 3.5" x 3.5" Downlight Trimless 29
ID+ 3.5" x 3.5" Wall Wash Trimless 29
ID+ 4.5" Downlight 30
ID+ 4.5" Wall Wash 30
ID+ 4.5" Downlight Trimless 31
ID+ 4.5" Wall Wash Trimless 31
ID+ 4.5" x 4.5" Downlight 32
ID+ 4.5" x 4.5" Wall Wash 32
ID+ 4.5" x 4.5" Downlight Trimless 33
ID+ 4.5" x 4.5" Wall Wash Trimless 33

ID+ CYLINDERS 34
ID+® 3.5" Cylinder Pendant 35
ID+® 3.5" Cylinder Surface Mount 36
ID+® 3.5" Pure Cylinder Pendant 35
ID+® 3.5" Pure Cylinder Surface Mount 36
ID+® 4.5" Cylinder Pendant 35
ID+® 4.5" Cylinder Surface Mount 36

ARCHITECTURAL TROFFERS 38
Amica® 2 1' x 2' | 2' x 2' 39
Amica® 2 1' x 4' | 2' x 4' 39
Equation® 2 1' x 4' 40
Equation® 2 2' x 2' 40
Equation® 2 2' x 4' 40
Luna® LED 2' x 2' 41
Luna® LED 2' x 4' 41

FEATURE KEY

Wet Location

Energy Star

ACOUSTIC BAFFLES

- Seem® 1 Acoustic
- AirCore® Blade

ACOUSTIC BAFFLES

QS 10 DAY

QUICKSHIP TERMS
10 DAY: Five color options. Maximum linear feet is 200' of acoustic products per order.
***EC & EM:** Maximum of 3 locations. See cut sheet ordering guide for emergency option ordering details.

OPTIONS	SEEM 1 ACOUSTIC		AIRCORE BLADE
	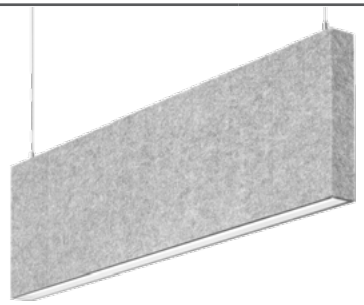		
Distribution	Direct Direct/Indirect	Indirect Unlit	Unlit
Sheilding Direct	Asymmetric Wall Wash Batwing Lens Regress Lens	Solid Bottom	-
Sheilding Indirect	Batwing Optic Dust Cover	Batwing Optic Dust Cover	-
Height	8", 12", 16"	8", 12", 16"	8", 12", 16"
Lumens per Foot Direct & Indirect	⇓ 100 - 500 ⇑ 125 - 800	⇑ 125 - 800	–
Color Temperature	80 & 90 CRI 3000K, 3500K, 4000K	80 & 90 CRI 3000K, 3500K, 4000K	-
Mounting	Cable Suspension Surface Mount (Direct only)	Cable Suspension Surface Mount (Unlit only)	Cable Suspension Surface Mounted
Factory Options	Black Cord Emergency Circuit Emergency Battery Pack	Black Cord (Indirct only)	-
Length	4', 6', 8', 10', 12', 14', or 16'	4', 6', 8', 10', 12', 14', or 16'	4', 6' or 8'
Acoustic Panel Color	 Charcoal Gray - CHG	 Shadow Gray - SDG	 Silver Gray - SLG	 Natural Linen - NTL	 Classic White - CWH

ACOUSTIC BAFFLES

QS 10 DAY

Seem 1 Acoustic Direct

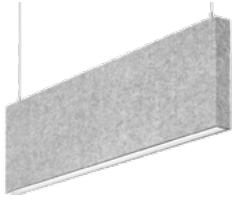

Seem 1 Acoustic	—	**ASM1S**
Shielding		_____
Asymmetric Wall Wash	AS	
Batwing Lens	BW	
Regress Lens	RL	
Luminaire Height		_____
(heights are nominal)		
8"	8	
12"	12	
16"	16	
Lumen Output		_____
100 Lumens per foot	100LF	
(4' minimum.)		
200 Lumens per foot	200LF	
300 Lumens per foot	300LF	
400 Lumens per foot	400LF	
500 Lumens per foot	500LF	
Color Temperature		_____
3000K, 80+ CRI or 90+ CRI	30K or 930K	
3500K, 80+ CRI or 90+ CRI	35K or 935K	
4000K, 80+ CRI or 90+ CRI	40K or 940K	
Circuits & Zones		_____
1 Circuit, non-emergency	1C	
Voltage		_____
120/277 UNV Volt	UNV	
Control System & Dimming Level		_____
0-10V - 10% Dimming	LD1	
0-10V - 1% Dimming	L11	
Mounting		_____
Suspended		
(Mounting hang kits ship with order. Power cable is 18" longer than suspension length. Consult factory for longer power cable lengths)		
96" Cable Suspension	J96__	
120" Cable Suspension	J120_	
(Specify canopy color White (WH), Black (BK) or Titanium Silver (TS). Example: J24WH.) (Consult factory for sloped ceiling applications)		
Surface Mounted		
(30" power cable standard. Consult factory for longer power cable lengths.)		
Direct/Flush to Grid	DTG	
Direct/Flush to Strut	DTS	
Factory Options		
Black Cord	BKCD	_____
Emergency Circuit*	_EC	_____
Emergency Battery Pack*	_EM	_____
Acoustic Panel Color		_____
See previous chart for color offering		
Length		
4', 6', 8', 10', 12', 14', or 16'.		_____
(Luminaires are 3/4" longer than specified and cannot be cut to length or joined in the field)		

Seem 1 Acoustic Direct/Indirect

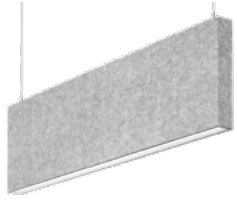

Seem 1 Acoustic Direct/Indirect	—	**ASM1BS**
Shielding		_____
Batwing Optic Top/Asymmetric Wall Wash Bottom	BWAS	
Batwing Optic Top/Batwing Lens Bottom	BWBW	
Batwing Optic Top/Regress Lens	BWRL	
Dust Cover Top/Asymmetric Wall Wash Bottom	DCAS	
Dust Cover Top/Batwing Lens Bottom	DCBW	
Dust Cover Top/Regress Lens	DCRL	
Luminaire Height		_____
(heights are nominal)		
8"	8	
12"	12	
16"	16	
Direct Distribution		_____
100 Lumens per foot	100DN	
200 Lumens per foot	200DN	
300 Lumens per foot	300DN	
400 Lumens per foot	400DN	
500 Lumens per foot	500DN	
Indirect Distribution		_____
125 Lumens per foot	125UP	
(Consult factory for Lutron & DALI)		
250 Lumens per foot	250UP	
375 Lumens per foot	375UP	
500 Lumens per foot	500UP	
625 Lumens per foot	625UP	
800 Lumens per foot	800UP	
Color Temperature		_____
3000K, 80+ CRI or 90+ CRI	30K or 930K	
3500K, 80+ CRI or 90+ CRI	35K or 935K	
4000K, 80+ CRI or 90+ CRI	40K or 940K	
Circuits & Zones		_____
1 Circuit, non-emergency	1C	
2 non-emergency circuits provide independent control of Direct and Indirect sources	2C	
Voltage		_____
120/277 UNV Volt	UNV	
Control System & Dimming Level		_____
0-10V - 10% Dimming	LD1	
0-10V - 1% Dimming	L11	
Mounting		_____
(Mounting hang kits ship with order. Power cable is 18" longer than suspension length. Consult factory for longer power cable lengths.)		
96" Cable Suspension	J96__	
120" Cable Suspension	J120__	
Factory Options		
Black Cord	BKCD	_____
Emergency Circuit*	_EC	_____
Emergency Battery Pack*	_EM	_____
Acoustic Panel Color		_____
See previous chart for color offering		
Length		
4', 6', 8', 10', 12', 14', or 16'.		_____
(Luminaires are 3/4" longer than specified and cannot be cut to length or joined in the field.)		

Seem 1 Acoustic Indirect



Seem 1 Acoustic Indirect	—	**ASM1S**
Shielding		_____
Batwing Top/Solid Bottom	BWSD	
Dust Cover Top/Solid Bottom	DCSD	
Luminaire Height		_____
(heights are nominal)		
8"	8	
12"	12	
16"	16	
Lumen Output		_____
125 Lumens per foot	125LF	
(4' minimum.)		
250 Lumens per foot	250LF	
375 Lumens per foot	375LF	
500 Lumens per foot	500LF	
625 Lumens per foot	625LF	
800 Lumens per foot	800LF	
Color Temperature		_____
3000K, 80+ CRI or 90+ CRI	30K or 930K	
3500K, 80+ CRI or 90+ CRI	35K or 935K	
4000K, 80+ CRI or 90+ CRI	40K or 940K	
Circuit		**1C**
Single Circuit	1C	
Voltage		_____
120/277 UNV Volt	UNV	
Control System & Dimming Level		_____
0-10V - 10% Dimming	LD1	
0-10V - 1% Dimming	L11	
Mounting		_____
(Mounting hang kits ship with order. Power cable is 18" longer than suspension length. Consult factory for longer power cable lengths.)		
96" Cable Suspension	J96__	
120" Cable Suspension	J120__	
Factory Options		
Black Cord	BKCD	_____
Acoustic Panel Color		_____
See previous chart for color offering		
Length		
4', 6', 8', 10', 12', 14', or 16'.		_____
(Luminaires are 3/4" longer than specified and cannot be cut to length or joined in the field.)		

ACOUSTIC BAFFLES

Seem 1 Acoustic Unlit



Seem 1 Acoustic Unlit	—	**AUSM1S**
Shielding		**SD**
Solid Bottom	SD	
Baffle Height (heights are nominal)		_____
8"	8	
12"	12	
16"	16	
Mounting		_____
Suspended		
(Mounting hang kits ship with order)		
96" Cable Suspension	J96__	
120" Cable Suspension	J120__	
(Specify canopy color White (WH), Black (BK) or Titanium Silver (TS). Example: J24WH.) (Consult factory for sloped ceiling applications)		
Surface Mounted		
Direct/Flush to Grid	DTG	
Direct/Flush to Strut	DTS	
No Hardware	NH	
Acoustic Panel Color		_____
See previous chart for color offering		
Baffle Length 4', 6', 8', 10', 12', 14', or 16'. (Luminaires are 3/4" longer than specified and cannot be cut to length or joined in the field.)		_____

AirCore Blade



AirCore Blade	—	**AUABS**
Baffle Height (heights are nominal)		_____
8"	8	
12"	12	
16"	16	
Mounting		_____
Suspended		
(Mounting hang kits ship with order)		
96" Cable Suspension	J96__	
120" Cable Suspension	J120__	
(Specify canopy color White (WH), Black (BK) or Titanium Silver (TS). Example: J24WH.) (Consult factory for sloped ceiling applications)		
Surface Mounted		
Direct/Flush to Grid	DTG	
Direct/Flush to Strut	DTS	
No Hardware	NH	
Acoustic Panel Color		_____
See previous chart for color offering		
End Caps		_____
No End Caps	NC	
Baffle Length 4', 6', or 8' (Luminaires are 3/4" longer than specified and cannot be cut to length or joined in the field.)		_____

ACOUSTIC TILES

- TruTile™ Designs
- TruTile™ Textures
- TruTile™ Shapes

ACOUSTIC TILES

QS 10 DAY

QUICKSHIP TERMS
10 DAY: Five color options. 10-day up to 200 pieces.

OPTIONS	TRUTILE DESIGNS	TRUTILE TEXTURES	TRUTILE SHAPES
			
Size	2 x 2	2 x 2	2 x 2
Shape	Square	Square	Gem Scallop Star
Solid Design	Wide Rule Wide Arc Wide Slant Double Arc Multitrack Diamond Willow Solid	Pinwale Feathercord Lattice Grid 49 Solid	-
Mounting	Surface Mount by others	Surface Mount by others	Surface Mount by others
Acoustic Panel Color	 Charcoal Gray - CHG  Shadow Gray - SDG	 Silver Gray - SLG  Natural Linen - NTL	 Classic White - CWH

ACOUSTIC TILES

TruTile Designs

Wide Rule

Wide Slant


Wide Arc

Multitrack

Double Arc

Diamond

Willow

TruTile Designs	—	**AUTT**
2x2 Size	—	**22**
Square Shape	—	**SQ**
Solid Design		
Wide Rule	WRL	
Wide Arc	WAC	
Wide Slant	WST	
Double Arc	DAC	
Multitrack	MTK	
Diamond	DMD	
Willow	WLO	
Solid	SD	
Surface Mount by others	—	**SM**
Acoustic Panel Color		
See previous chart for color offering		

TruTile Textures

Pinwale

Feathercord

Lattice


Grid 49

Solid

TruTile Textures	—	**AUTT**
2x2 Size	—	**22**
Square Shape	—	**SQ**
Solid Design		
Pinwale	PWL	
Feathercord	FCD	
Lattice	LTC	
Grid 49	G49	
Solid	SD	
Surface Mount by others	—	**SM**
Acoustic Panel Color		
See previous chart for color offering		

TruTile Shapes

Gem

Scallop


Star

TruTile Shapes	—	**AUTT**
2x2 Size	—	**22**
Shape		
Gem	GEM	
Scallop	SCP	
Star	STR	
Solid Design	—	**SD**
Surface Mount by others	—	**SM**
Acoustic Panel Color		
See previous chart for color offering		

RECESSED LINEAR & PERIMETER

- Seem® 1
- Seem® 2
- Seem® 4

RECESSED LINEAR

QS 10 DAY

QUICKSHIP TERMS
10 DAY: 1000′ total length.
***EC & EM:** 4′ minimum length, maximum of 3 locations. See cut sheet ordering guide for emergency option ordering details.

OPTIONS	SEEM 1	SEEM 2	SEEM 4
			
Sheilding	Asymmetric Lens Batwing Lens Flush Satin Lens	Asymmetric Lens (Grid only) Batwing Lens (Grid only) Flush Satin Lens	Batwing Lens Flush Satin Lens
Lumens per Foot	125 - 625	125 - 625 750 - 1000 (Grid only)	275 - 1250
Color Temperature	80 & 90 CRI 3000K, 3500K, 4000K	80 & 90 CRI 3000K, 3500K, 4000K	80 & 90 CRI 3000K, 3500K, 4000K
Voltage	120/277 UNV	120/277 UNV	120/277 UNV
Control System & Dimming Level	0-10V - 1% Dimming 0-10V - 10% Dimming	0-10V - 1% Dimming 0-10V - 10% Dimming	0-10V - 1% Dimming 0-10V - 10% Dimming
Mounting	Grid Tegular Slot-Tee Mud-in Trimless	Grid Tegular Slot-Tee Mud-in Trimless Trim Flange Drywall	Grid Tegular Slot-Tee Mud-in Trimless Trim Flange Drywall
Factory Options	Chicago Plenum Emergency Circuit Emergency Battery Flex Whip	Chicago Plenum Emergency Circuit Emergency Battery Flex Whip	Chicago Plenum Emergency Circuit Emergency Battery Flex Whip
Finish	Matte White	Matte White	Matte White

RECESSED LINEAR

QS 10 DAY

Seem 1 Grid & Drywall/Hard Ceiling

Seem 1	—	**FSM1**
Shielding		
Asymmetric Lens	AS	
Batwing Lens	BW	
Flush Lens	FL	
Lumen Output		
125 Lumens per foot (4' minimum length.)	125LF	
250 Lumens per foot (3' minimum length.)	250LF	
375 Lumens per foot	375LF	
500 Lumens per foot	500LF	
625 Lumens per foot	625LF	
Color Temperature		
3000K, 80+ CRI **or** 90+ CRI	30K **or** 930K	
3500K, 80+ CRI **or** 90+ CRI	35K **or** 935K	
4000K, 80+ CRI **or** 90+ CRI	40K **or** 940K	
Single Circuit	—	**1C**
120/277 UNV Voltage	—	**UNV**
Control System & Dimming Level		
0-10V - 1% Dimming	L11	
0-10V - 10% Dimming	LD1	
Mounting		
Standard 15/16" Lay-in	G1	
Standard 15/16" Tegular	T1	
Standard 9/16" Lay-in	G2	
Standard 9/16" Tegular	T2	
9/16" Slot-tee Tegular	G3	
Tall15/16" Lay-in	G4	
Tall 15/16" Tegular	T4	
Tall 9/16" Lay-in	G5	
Tall 9/16" Tegular	T5	
Node 9/16" Tegular	T6	
Mud-in Trimless	XFF	
Factory Options		
Chicago Plenum	CP	
Emergency Circuit*	_EC	
Emergency Battery Pack*	_EM	
6' New York City Flex Whip (120V)	FNY1	
6' New York City Flex Whip (277V)	FNY2	
6' Flex Whip	FW	
Finish: Matte White Housing	—	**WH**
Length		**ft. in.**
Specify luminaire/row length in 1" increments (2' minimum length, lengths are nominal, 1" increments based on T-centers. Housing length is 1" shorter than specified.)	_ft. _in.	

Seem 2 Drywall/Hard Ceiling



Seem 2 LED	—	**FSM2L**
Shielding		
Flush Satin Lens	FL	
Lumen Output		
125 Lumens per foot (LD1 & L11 only. 4' minimum.)	125LF	
250 Lumens per foot	250LF	
375 Lumens per foot	375LF	
500 Lumens per foot	500LF	
625 Lumens per foot	625LF	
750 Lumens per foot	750LF	
875 Lumens per foot	875LF	
1000 Lumens per foot	1000LF	
Color Temperature		
3000K, 80+ CRI **or** 90+ CRI	30K **or** 930K	
3500K, 80+ CRI **or** 90+ CRI	35K **or** 935K	
4000K, 80+ CRI **or** 90+ CRI	40K **or** 940K	
Single Circuit	—	**1C**
120/277 UNV Voltage	—	**UNV**
Control System & Dimming Level		
0-10V - 1% Dimming	L11	
0-10V - 10% Dimming	LD1	
Mounting		
Trim Flange Drywall	TF	
Mud-in Trimless, pre-set for 5/8" Drywall	XF2	
Mud-in Trimless, set thickness in field (Mounting equipment assembled in field)	XFF	
Factory Options		
Chicago Plenum (Not available with Flex Whip)	CP	
Emergency Circuit*	_EC	
Emergency Battery Pack*	_EM	
6' New York City Flex Whip (120V)	FNY1	
6' New York City Flex Whip (277V)	FNY2	
6' Flex Whip	FW	
Finish: Matte White Housing	—	**WH**
Length		
Specify luminaire/row length in 1" increments (2' minimum length, lengths are nominal, 1" increments based on T-centers. Housing length is 1" shorter than specified.)	_ft. _in.	**ft. in.**

Seem 2 Grid



Seem 2 LED	—	**FSM2L**
Shielding		
Asymmetric Lens	AS	
Batwing Lens	BW	
Flush Satin Lens	FL	
Lumen Output		
125 Lumens per foot (LD1 & L11 only. 4' minimum.)	125LF	
250 Lumens per foot	250LF	
375 Lumens per foot	375LF	
500 Lumens per foot	500LF	
625 Lumens per foot	625LF	
750 Lumens per foot	750LF	
875 Lumens per foot	875LF	
1000 Lumens per foot	1000LF	
Color Temperature		
3000K, 80+ CRI **or** 90+ CRI	30K **or** 930K	
3500K, 80+ CRI **or** 90+ CRI	35K **or** 935K	
4000K, 80+ CRI **or** 90+ CRI	40K **or** 940K	
Single Circuit	—	**1C**
120/277 UNV Voltage	—	**UNV**
Control System & Dimming Level		
0-10V - 1% Dimming	L11	
0-10V - 10% Dimming	LD1	
Mounting		
Standard 15/16" Lay-in	G1	
Standard 15/16" Tegular	T1	
Standard 9/16" Lay-in	G2	
Standard 9/16" Tegular	T2	
9/16" Slot-tee Tegular	G3	
Tall15/16" Lay-in	G4	
Tall 15/16" Tegular	T4	
Tall 9/16" Lay-in	G5	
Tall 9/16" Tegular	T5	
Node 9/16" Tegular	T6	
Factory Options		
Chicago Plenum (Not available with Flex Whip)	CP	
Emergency Circuit*	_EC	
Emergency Battery Pack*	_EM	
6' New York City Flex Whip (120V)	FNY1	
6' New York City Flex Whip (277V)	FNY2	
6' Flex Whip	FW	
Finish: Matte White Housing	—	**WH**
Length		
Specify luminaire/row length in 1" increments (2' minimum length, lengths are nominal, 1" increments based on T-centers. Housing length is 1" shorter than specified.)	_ft. _in.	**ft. in.**

RECESSED LINEAR

QS 10 DAY

Seem 4 Drywall/Hard Ceiling

Seem 4 LED	—	**FSM4L**
Shielding		
Batwing Lens	BW	
Flush Satin Lens	FL	
Lumen Output		
275 Lumens per foot	275LF	
375 Lumens per foot	375LF	
625 Lumens per foot	625LF	
875 Lumens per foot	875LF	
1000 Lumens per foot	1000LF	
1125 Lumens per foot	1125LF	
1250 Lumens per foot	1250LF	
Color Temperature		
3000K, 80+ CRI **or** 90+ CRI	30K **or** 930K	
3500K, 80+ CRI **or** 90+ CRI	35K **or** 935K	
4000K, 80+ CRI **or** 90+ CRI	40K **or** 940K	
Single Circuit	—	**1C**
120/277 UNV Voltage	—	**UNV**
Control System & Dimming Level		
0-10V - 1% Dimming	L11	
0-10V - 10% Dimming	LD1	
Mounting		
Trim Flange Drywall	TF	
Mud-in Trimless, pre-set for 5/8" Drywall	XF2	
Mud-in Trimless, set thickness in field (Mounting equipment assembled in field)	XFF	
Factory Options		
Chicago Plenum	CP	
Emergency Circuit*	_EC	
Emergency Battery Pack*	_EM	
6' New York City Flex Whip (120V)	FNY1	
6' New York City Flex Whip (277V)	FNY2	
6' Flex Whip	FW	
Finish: Matte White Housing	—	**WH**
Length		
Specify luminaire/row length in 1" increments (2' minimum length, lengths are nominal, 1" increments based on T-centers. Housing length is 1" shorter than specified.)	_ft. _in.	**ft. in.**

Seem 4 Grid

Seem 4 LED	—	**FSM4L**
Shielding		
Batwing Lens	BW	
Flush Satin Lens	FL	
Lumen Output		
275 Lumens per foot	275LF	
375 Lumens per foot	375LF	
625 Lumens per foot	625LF	
875 Lumens per foot	875LF	
1000 Lumens per foot	1000LF	
1125 Lumens per foot	1125LF	
1250 Lumens per foot	1250LF	
Color Temperature		
3000K, 80+ CRI **or** 90+ CRI	30K **or** 930K	
3500K, 80+ CRI **or** 90+ CRI	35K **or** 935K	
4000K, 80+ CRI **or** 90+ CRI	40K **or** 940K	
Single Circuit	—	**1C**
120/277 UNV Voltage	—	**UNV**
Control System & Dimming Level		
0-10V - 1% Dimming	L11	
0-10V - 10% Dimming	LD1	
Mounting		
Standard 15/16" Lay-in	G1	
Standard 15/16" Tegular	T1	
Standard 9/16" Lay-in	G2	
Standard 9/16" Tegular	T2	
9/16" Slot-tee Tegular	G3	
Tall15/16" Lay-in	G4	
Tall 15/16" Tegular	T4	
Tall 9/16" Lay-in	G5	
Tall 9/16" Tegular	T5	
Node 9/16" Tegular	T6	
Factory Options		
Chicago Plenum	CP	
Emergency Circuit*	_EC	
Emergency Battery Pack*	_EM	
6' New York City Flex Whip (120V)	FNY1	
6' New York City Flex Whip (277V)	FNY2	
6' Flex Whip	FW	
Finish: Matte White Housing	—	**WH**
Length		
Specify luminaire/row length in 1" increments (2' minimum length, lengths are nominal, 1" increments based on T-centers. Housing length is 1" shorter than specified.)	_ft. _in.	**ft. in.**

PERIMETER

QS 10 DAY

QUICKSHIP TERMS
10 DAY: 400' total length
***EC & EM:** 4' minimum length, not available at corners, maximum of 3 locations. See cut sheet ordering guide for emergency option ordering details.

OPTIONS	SEEM 2	SEEM 4
		
Housing Type	Adjustable Lit Housing Fixed Housing	Adjustable Lit Housing Fixed Housing
Sheilding Direct	Flush Lens 2.5" Regress 4.0" Regress 2.5" Regress Grazer 4.0" Regress Grazer Flush Asymmetric Room Fill	Flush Lens 2.5" Regress 4.0" Regress 2.5" Regress Grazer 4.0" Regress Grazer Flush Asymmetric Room Fill
Lumens per Foot	125 - 1000	275 - 1000
Color Temperature	80 & 90 CRI 3000K, 3500K, 4000K	80 & 90 CRI 3000K, 3500K, 4000K
Voltage	120/277 UNV	120/277 UNV
Control System & Dimming Level	0-10V - 1% Dimming 0-10V - 10% Dimming	0-10V - 1% Dimming 0-10V - 10% Dimming
Mounting	Grid Slot Tee/Tegular Trim Flange Drywall Trimless Drywall	Grid Slot Tee/Tegular Trim Flange Drywall Trimless Drywall
Factory Options	Chicago Plenum Emergency Circuit Emergency Battery New York City Flex Whip Flex Whip Unlit Sliding Sleeves	Chicago Plenum Emergency Circuit Emergency Battery Flex Whip
Finish	Matte White Housing	Matte White Housing

PERIMETER

QS 10 DAY

Seem 2 Perimeter

Seem 2 LED Perimeter	—	**FSM2PR**
Housing Type		
Adjustable Lit Housing (Allows for +/- 3" adjustment to overall run length. 3' minimum luminaire length.)	ALH	
Fixed Housing	FXH	
Shielding		
Flush Lens (Not available with Unlit Sliding Sleeves - SSB)	FL0	
2.5" Regress	FL2	
4.0" Regress	FL4	
2.5" Regress Grazer	GR2	
4.0" Regress Grazer	GR4	
Flush Asymmetric Room Fill (Not available with Unlit Sliding Sleeves - SSB)	AF0	
Lumen Output		
125 Lumens per foot (LD1 & L11 only. 4' minimum.)	125LF	
250 Lumens per foot	250LF	
375 Lumens per foot	375LF	
625 Lumens per foot	625LF	
750 Lumens per foot	750LF	
875 Lumens per foot	875LF	
1000 Lumens per foot	1000LF	
Color Temperature		
3000K, 80+ CRI **or** 90+ CRI	30K **or** 930K	
3500K, 80+ CRI **or** 90+ CRI	35K **or** 935K	
4000K, 80+ CRI **or** 90+ CRI	40K **or** 940K	
Circuit - Single Circuit	—	**1C**
Voltage - 120/277 UNV Volt	—	**UNV**
Control System & Dimming Level		
0-10V - 10% Dimming	LD1	
0-10V - 1% Dimming	L11	
Mounting		
Flush (FL0 & AF0): Lay-in Grid	G	
Flush (FL0 & AF0): Slot Tee / Tegular	ST	
Flush (FL0 & AF0): Trim Flange Drywall	TF	
Flush (FL0 & AF0): Mud-in Trimless Drywall	XFF	
Regressed (AF1, FL1, FL2, FL4, GR1, GR2 & GR4): Grid	G	
Regressed (AF1, FL1, FL2, FL4, GR1, GR2 & GR4): Trimless Drywall	XF	
Factory Options		
Chicago Plenum (Not available with Flex Whip)	CP	
Emergency Circuit*	_EC	
Emergency Battery Pack*	_EM	
6' New York City Flex Whip (120V)	FNY1	
6' New York City Flex Whip (277V)	FNY2	
6' Flex Whip	FW	
Unlit Sliding Sleeves (Set of two unlit 12" sleeves. Fixed housing in straight runs only. FL2, FL4, GR2 & GR4 only. 3' minimum luminaire length.)	SSB	
Finish - Matte White Housing	—	**WH**
Luminaire Length		
Specify luminaire/row length in 1" increments (2' minimum length)	_ft _in	**ft in**

Seem 4 Perimeter



Seem 4 LED Perimeter	—	**FSM4PR**
Housing Type		
Adjustable Lit Housing (Allows for +/- 3" adjustment to overall run length. 3' minimum luminaire length.)	ALH	
Fixed Housing	FXH	
Shielding		
Flush Lens*	FL0	
2.5" Regress	FL2	
4.0" Regress	FL4	
Flush Grazer*	GR0	
2.5" Regress Grazer	GR2	
4.0" Regress Grazer	GR4	
Flush Asymmetric Room Fill* *(Not available with Unlit Sliding Sleeves - SSB)	AF0	
Lumen Output		
275 Lumens per foot	275LF	
375 Lumens per foot	375LF	
625 Lumens per foot	625LF	
875 Lumens per foot	875LF	
1000 Lumens per foot	1000LF	
Color Temperature		
3000K, 80+ CRI **or** 90+ CRI	30K **or** 930K	
3500K, 80+ CRI **or** 90+ CRI	35K **or** 935K	
4000K, 80+ CRI **or** 90+ CRI	40K **or** 940K	
Circuit - Single Circuit	—	**1C**
Voltage - 120/277 UNV Volt	—	**UNV**
Control System & Dimming Level		
0-10V - 10% Dimming	LD1	
0-10V - 1% Dimming	L11	
Mounting		
Flush (FL0, GR0 & AF0): Lay-in Grid	G	
Flush (FL0, GR0 & AF0): Slot Tee / Tegular	ST	
Flush (FL0, GR0 & AF0): Trim Flange Drywall	TF	
Flush (FL0, GR0 & AF0): Mud-in Trimless Drywall	XFF	
Regressed (FL2, FL4, GR2 & GR4): Grid	G	
Regressed (FL2, FL4, GR2 & GR4): Trimless Drywall	XF	
Factory Options		
Chicago Plenum	CP	
Emergency Circuit*	_EC	
Emergency Battery Pack*	_EM	
6' New York City Flex Whip (120V)	FNY1	
6' New York City Flex Whip (277V)	FNY2	
6' Flex Whip	FW	
Fixed Housing with Unlit Sliding Sleeves (Set of two unlit 12" sleeves. Fixed housing in straight runs only. FL2, FL4, GR2 & GR4 only. 3' minimum luminaire length.)	SSB	
Finish - Matte White Housing	—	**WH**
Luminaire Length		
Specify luminaire/row length in 1" increments (2' minimum length)	_ft _in	**ft in**

SUSPENDED, SURFACE & WALL MOUNT LINEAR

- Seem® 1
- Seem® 2
- Seem® 4

SUSPENDED, SURFACE & WALL MOUNT LINEAR

QS 10 DAY

QUICKSHIP TERMS
10 DAY: 1000′ total length
***EC & EM:** Maximum of 3 locations. See cut sheet ordering guide for emergency option ordering details.

OPTIONS	SEEM 1	SEEM 2	SEEM 4
Distribution	Direct Direct/Indirect	Direct Direct/Indirect	Direct Direct/Indirect
Sheilding Direct	Asymmetric Lens Flush Satin Lens Batwing Lens	Asymmetric Lens Flush Satin Lens Batwing Lens - (only surface mount and suspended)	Flush Satin Lens Batwing Lens - (only surface mount and suspended)
Sheilding Indirect	Asymmetric Optic Dust Cover Batwing Optic	Asymmetric Optic Dust Cover Batwing Optic - (only surface mount and suspended)	Dust Cover Batwing Optic - (only surface mount and suspended)
Lumens per Foot Direct & Indirect	⇓ 125 - 625 ⇑ 125 - 1000	⇓ 125 - 1000 ⇑ 250 - 1250	⇓ 275 - 1250 ⇑ 275 - 1250
Color Temperature	80 & 90 CRI 3000K, 3500K, 4000K	80 & 90 CRI 3000K, 3500K, 4000K	80 & 90 CRI 3000K, 3500K, 4000K
Voltage	120/277 UNV	120/277 UNV	120/277 UNV
Control System & Dimming Level	0-10V - 1% Dimming 0-10V - 10% Dimming	0-10V - 1% Dimming 0-10V - 10% Dimming	0-10V - 1% Dimming 0-10V - 10% Dimming
Mounting	Cable Suspension Surface Mount	Cable Suspension Surface Mount Wall Mount	Cable Suspension Surface Mount Wall Mount
Factory Options	Black Cord Emergency Circuit Emergency Battery	Black Cord Emergency Circuit Emergency Battery	Black Cord Emergency Circuit Emergency Battery
Finish	Black White	Black White	Black White

SUSPENDED & SURFACE MOUNT LINEAR

QS 10 DAY

Seem 1 Direct

Seem 1		**FSM1S**
Shielding		
Asymmetric Lens	AS	
Batwing Lens	BW	
Flush Lens	FL	
Lumen Output		
125 Lumens per foot (4' minimum length.)	125LF	
250 Lumens per foot (3' minimum length.)	250LF	
375 Lumens per foot	375LF	
500 Lumens per foot	500LF	
625 Lumens per foot	625LF	
Color Temperature		
3000K, 80+ CRI **or** 90+ CRI	30K **or** 930K	
3500K, 80+ CRI **or** 90+ CRI	35K **or** 935K	
4000K, 80+ CRI **or** 90+ CRI	40K **or** 940K	
Single Circuit	—	**1C**
120/277 UNV Voltage	—	**UNV**
Control System & Dimming Level		
0-10V - 1% Dimming	L11	
0-10V - 10% Dimming	LD1	
Mounting		
96" Cable Suspension (Specify canopy color White (WH) or Black (BK). Example: C24WH.) (Specify one of the following in place of "C" J - for 2" canopies at non–feed locations. CS - for sloped ceiling applications.)	C96__	
Surface Mount	SM	
Factory Options		
Black Cord	BKCD	
Emergency Circuit*	_EC	
Emergency Battery Pack*	_EM	
Finish		
Black	BK	
White	WH	
Length		**ft. in.**
Specify luminaire/row length in 1" increments (2' minimum length.)	_ft. _in.	

Seem 1 Direct/Indirect

Seem 1 Direct/Indirect		**FSM1BS**
Shielding		
Asymmetric optic top / Asymmetric lens bottom	ASAS	
Asymmetric optic top / Flush lens bottom	ASFL	
Batwing optic top / Asymmetric lens bottom	BWAS	
Batwing optic top / Flush lens bottom	BWFL	
Batwing optic top / Batwing lens bottom	BWBW	
Dust cover top / Asymmetric lens bottom	DCAS	
Dust cover top / Flush lens bottom	DCFL	
Dust cover top / Batwing lens bottom	DCBW	
Direct Distribution		
125 Lumens per foot	125DN	
250 Lumens per foot	250DN	
375 Lumens per foot	375DN	
500 Lumens per foot	500DN	
625 Lumens per foot	625DN	
Indirect Distribution		
125 Lumens per foot	125UP	
250 Lumens per foot	250UP	
375 Lumens per foot	375UP	
500 Lumens per foot	500UP	
625 Lumens per foot	625UP	
800 Lumens per foot	800UP	
1000 Lumens per foot	1000UP	
Color Temperature		
3000K, 80+ CRI **or** 90+ CRI	30K **or** 930K	
3500K, 80+ CRI **or** 90+ CRI	35K **or** 935K	
4000K, 80+ CRI **or** 90+ CRI	40K **or** 940K	
Single Circuit		
Single Circuit	1C	
Dual Circuit	2C	
120/277 UNV Voltage	—	**UNV**
Control System & Dimming Level		
0-10V - 1% Dimming	L11	
0-10V - 10% Dimming	LD1	
Mounting		
96" Cable Suspension (Specify canopy color White (WH) or Black (BK). Example: C24WH.) (Specify one of the following in place of "C" J - for 2" canopies at non–feed locations. CS - for sloped ceiling applications.)	C96__	
Factory Options		
Black Cord	BKCD	
Emergency Circuit*	_EC	
Emergency Battery Pack*	_EM	
Finish		
Black	BK	
White	WH	
Length		**ft. in.**
Specify luminaire/row length in 1" increments (4' minimum length.)	_ft. _in.	

SUSPENDED, SURFACE & WALL MOUNT LINEAR

QS 10 DAY

Seem 2 Direct

Seem 2		**FSM2LS**
Shielding		
Asymmetric Lens	AS	
Batwing Lens	BW	
Flush Satin Lens	FL	
Lumen Output		
125 Lumens per foot (4' minimum length.)	125LF	
250 Lumens per foot	250LF	
375 Lumens per foot	375LF	
500 Lumens per foot	500LF	
625 Lumens per foot	625LF	
750 Lumens per foot	750LF	
875 Lumens per foot	875LF	
1000 Lumens per foot	1000LF	
Color Temperature		
3000K, 80+ CRI **or** 90+ CRI	30K **or** 930K	
3500K, 80+ CRI **or** 90+ CRI	35K **or** 935K	
4000K, 80+ CRI **or** 90+ CRI	40K **or** 940K	
Single Circuit	—	**1C**
120/277 UNV Voltage	—	**UNV**
Control System & Dimming Level		
0-10V - 1% Dimming	L11	
0-10V - 10% Dimming	LD1	
Mounting		
96" Cable Suspension (Specify canopy color White (WH) or Black (BK). Example: C24WH.) (Specify one of the following in place of "C" J - for 2" canopies at non–feed locations. CS - for sloped ceiling applications.)	C96__	
Surface Mount	SM	
Factory Options		
Black Cord	BKCD	
Emergency Circuit*	_EC	
Emergency Battery Pack*	_EM	
Finish		
Black	BK	
White	WH	
Length		
Specify luminaire/row length in 1' increments (2' minimum length.)	X'	

Seem 2 Wall Mount

Seem 2 Wall Mount		**FSM2LW**
Shielding		
Asymmetric Lens	AS	
Flush Satin Lens	FL	
Lumen Output		
125 Lumens per foot (4' minimum length.)	125LF	
250 Lumens per foot	250LF	
375 Lumens per foot	375LF	
500 Lumens per foot	500LF	
625 Lumens per foot	625LF	
750 Lumens per foot	750LF	
875 Lumens per foot	875LF	
1000 Lumens per foot	1000LF	
Color Temperature		
3000K, 80+ CRI **or** 90+ CRI	30K **or** 930K	
3500K, 80+ CRI **or** 90+ CRI	35K **or** 935K	
4000K, 80+ CRI **or** 90+ CRI	40K **or** 940K	
Single Circuit	—	**1C**
120/277 UNV Voltage	—	**UNV**
Control System & Dimming Level		
0-10V - 1% Dimming	L11	
0-10V - 10% Dimming	LD1	
Wall Mount		**WM**
Factory Options		
Emergency Circuit*	_EC	
Emergency Battery Pack*	_EM	
Finish		
Black	BK	
White	WH	
Length		
Specify luminaire/row length in 1' increments (2' minimum length.)	X'	

SUSPENDED & WALL MOUNT LINEAR

QS 10 DAY

Seem 2 Direct/Indirect

Seem 2 Direct/Indirect		FSM2BS
Shielding		
Asymmetric optic top / Asymmetric lens bottom	ASAS	
Asymmetric optic top / Flush lens bottom	ASFL	
Batwing optic top / Asymmetric lens bottom	BWAS	
Batwing optic top / Batwing lens bottom	BWBW	
Batwing optic top / Flush lens bottom	BWFL	
Dust cover top / Asymmetric lens bottom	DCAS	
Dust cover top / Batwing lens bottom	DCBW	
Dust cover top / Flush lens bottom	DCFL	
Direct Distribution		
125 Lumens per foot	125DN	
250 Lumens per foot	250DN	
375 Lumens per foot	375DN	
500 Lumens per foot	500DN	
625 Lumens per foot	625DN	
750 Lumens per foot	750DN	
875 Lumens per foot	875DN	
1000 Lumens per foot	1000DN	
Indirect Distribution		
250 Lumens per foot	250UP	
375 Lumens per foot	375UP	
500 Lumens per foot	500UP	
625 Lumens per foot	625UP	
750 Lumens per foot	750UP	
875 Lumens per foot	875UP	
1000 Lumens per foot	1000UP	
1250 Lumens per foot	1250UP	
Color Temperature		
3000K, 80+ CRI **or** 90+ CRI	30K **or** 930K	
3500K, 80+ CRI **or** 90+ CRI	35K **or** 935K	
4000K, 80+ CRI **or** 90+ CRI	40K **or** 940K	
Single Circuit		
Single Circuit	1C	
Dual Circuit	2C	
120/277 UNV Voltage	—	UNV
Control System & Dimming Level		
0-10V - 1% Dimming	L11	
0-10V - 10% Dimming	LD1	
Mounting		
96" Cable Suspension (Specify canopy color White (WH) or Black (BK). Example: C24WH.) (Specify one of the following in place of "C" J - for 2" canopies at non–feed locations. CS - for sloped ceiling applications.)	C96__	
Factory Options		
Black Cord	BKCD	
Emergency Circuit*	_EC	
Emergency Battery Pack*	_EM	
Finish		
Black	BK	
White	WH	
Length		
Specify luminaire/row length in 1' increments (4' minimum length.)	X'	

Seem 2 Direct/Indirect Wall Mount

Seem 2 Direct/Indirect Wall Mount		FSM2BW
Shielding		
Asymmetric optic top / Asymmetric lens bottom	ASAS	
Asymmetric optic top / Flush lens bottom	ASFL	
Dust cover top / Asymmetric lens bottom	DCAS	
Dust cover top / Flush lens bottom	DCFL	
Direct Distribution		
125 Lumens per foot	125DN	
250 Lumens per foot	250DN	
375 Lumens per foot	375DN	
500 Lumens per foot	500DN	
625 Lumens per foot	625DN	
750 Lumens per foot	750DN	
875 Lumens per foot	875DN	
1000 Lumens per foot	1000DN	
Indirect Distribution		
250 Lumens per foot	250UP	
375 Lumens per foot	375UP	
500 Lumens per foot	500UP	
625 Lumens per foot	625UP	
750 Lumens per foot	750UP	
875 Lumens per foot	875UP	
1000 Lumens per foot	1000UP	
1250 Lumens per foot	1250UP	
Color Temperature		
3000K, 80+ CRI **or** 90+ CRI	30K **or** 930K	
3500K, 80+ CRI **or** 90+ CRI	35K **or** 935K	
4000K, 80+ CRI **or** 90+ CRI	40K **or** 940K	
Single Circuit		
Single Circuit	1C	
Dual Circuit	2C	
120/277 UNV Voltage	—	UNV
Control System & Dimming Level		
0-10V - 1% Dimming	L11	
0-10V - 10% Dimming	LD1	
Wall Mount	—	WM
Factory Options		
Emergency Circuit*	_EC	
Emergency Battery Pack*	_EM	
Finish		
Black	BK	
White	WH	
Length		
Specify luminaire/row length in 1' increments (4' minimum length.)	X'	

SUSPENDED, SURFACE & WALL MOUNT LINEAR

QS 10 DAY

Seem 4 Direct

Seem 4 LED		FSM4LS
Shielding		
Batwing Lens	BW	
Flush Satin Lens	FL	
Lumen Output		
275 Lumens per foot	275LF	
375 Lumens per foot	375LF	
625 Lumens per foot	625LF	
875 Lumens per foot	875LF	
1000 Lumens per foot	1000LF	
1125 Lumens per foot	1125LF	
1250 Lumens per foot	1250LF	
Color Temperature		
3000K, 80+ CRI **or** 90+ CRI	30K **or** 930K	
3500K, 80+ CRI **or** 90+ CRI	35K **or** 935K	
4000K, 80+ CRI **or** 90+ CRI	40K **or** 940K	
Single Circuit	—	**1C**
120/277 UNV Voltage	—	**UNV**
Control System & Dimming Level		
0-10V - 1% Dimming	L11	
0-10V - 10% Dimming	LD1	
Mounting		
96" Cable Suspension (Specify canopy color White (WH) or Black (BK). Example: C24WH.) (Specify one of the following in place of "C" J - for 2" canopies at non-feed locations. CS - for sloped ceiling applications.)	C96__	
Surface Mount	SM	
Factory Options		
Black Cord	BKCD	
Emergency Circuit*	_EC	
Emergency Battery Pack*	_EM	
Finish		
Black	BK	
White	WH	
Length		
Specify luminaire/row length in 1' increments	X'	

Seem 4 Wall Mount

Seem 4 LED Wall Mount		FSM4LW
Shielding: Flush Satin Lens	—	**FL**
Lumen Output		
275 Lumens per foot	275LF	
375 Lumens per foot	375LF	
625 Lumens per foot	625LF	
875 Lumens per foot	875LF	
1000 Lumens per foot	1000LF	
1125 Lumens per foot	1125LF	
1250 Lumens per foot	1250LF	
Color Temperature		
3000K, 80+ CRI **or** 90+ CRI	30K **or** 930K	
3500K, 80+ CRI **or** 90+ CRI	35K **or** 935K	
4000K, 80+ CRI **or** 90+ CRI	40K **or** 940K	
Single Circuit	—	**1C**
120/277 UNV Voltage	—	**UNV**
Control System & Dimming Level		
0-10V - 1% Dimming	L11	
0-10V - 10% Dimming	LD1	
Wall Mount	—	**WM**
Factory Options		
Emergency Circuit*	EC	
Emergency Battery Pack*	EM	
Finish		
Black	BK	
White	WH	
Length		
Specify luminaire/row length in 1' increments (2' minimum length.)	X'	

SUSPENDED & WALL MOUNT LINEAR

QS 10 DAY

Seem 4 Direct/Indirect

Seem 4 Direct/Indirect		**FSM4BS**
Shielding		
Batwing optic top / Batwing lens bottom	BWBW	
Batwing optic top / Flush lens bottom	BWFL	
Flush lens top / Batwing lens bottom	FLBW	
Flush lens top / Flush lens bottom	FLFL	
Direct Distribution		
275 Lumens per foot	275DN	
375 Lumens per foot	375DN	
625 Lumens per foot	625DN	
875 Lumens per foot	875DN	
1000 Lumens per foot	1000DN	
1125 Lumens per foot	1125DN	
1250 Lumens per foot	1250DN	
Indirect Distribution		
275 Lumens per foot	275UP	
375 Lumens per foot	375UP	
625 Lumens per foot	625UP	
875 Lumens per foot	875UP	
1000 Lumens per foot	1000UP	
1125 Lumens per foot	1125UP	
1250 Lumens per foot	1250UP	
Color Temperature		
3000K, 80+ CRI **or** 90+ CRI	30K **or** 930K	
3500K, 80+ CRI **or** 90+ CRI	35K **or** 935K	
4000K, 80+ CRI **or** 90+ CRI	40K **or** 940K	
Single Circuit		
Single Circuit	1C	
Dual Circuit (Multiple feeds required for 0-10V drivers)	2C	
120/277 UNV Voltage	—	**UNV**
Control System & Dimming Level		
0-10V - 1% Dimming	L11	
0-10V - 10% Dimming	LD1	
Mounting		
96" Cable Suspension (Specify canopy color White (WH) or Black (BK). Example: C24WH.) (Specify one of the following in place of "C" J - for 2" canopies at non-feed locations. CS - for sloped ceiling applications.)	C96__	
Factory Options		
Black Cord	BKCD	
Emergency Circuit*	EC	
Emergency Battery Pack*	EM	
Finish		
Black	BK	
White	WH	
Length		
Specify luminaire/row length in 1' increments	X'	

Seem 4 Direct/Indirect Wall Mount

Seem 4 Direct/Indirect Wall Mount		**FSM4BW**
Shielding		
Flush lens top / Flush lens bottom	FLFL	
Direct Distribution		
275 Lumens per foot	275DN	
375 Lumens per foot	375DN	
625 Lumens per foot	625DN	
875 Lumens per foot	875DN	
1000 Lumens per foot	1000DN	
1250 Lumens per foot	1250DN	
Indirect Distribution		
275 Lumens per foot	275UP	
375 Lumens per foot	375UP	
625 Lumens per foot	625UP	
875 Lumens per foot	875UP	
1000 Lumens per foot	1000UP	
1250 Lumens per foot	1250UP	
Color Temperature		
3000K, 80+ CRI **or** 90+ CRI	30K **or** 930K	
3500K, 80+ CRI **or** 90+ CRI	35K **or** 935K	
4000K, 80+ CRI **or** 90+ CRI	40K **or** 940K	
Single Circuit		
Single Circuit	1C	
Dual Circuit (Multiple feeds required for 0-10V drivers)	2C	
120/277 UNV Voltage	—	**UNV**
Control System & Dimming Level		
0-10V - 1% Dimming	L11	
0-10V - 10% Dimming	LD1	
Wall Mount	—	**WM**
Factory Options		
Emergency Circuit*	EC	
Emergency Battery Pack*	EM	
Finish		
Black	BK	
White	WH	
Length		
Specify luminaire/row length in 1' increments	X'	

ID+ DOWNLIGHTS & CYLINDERS

- 3.5"
- 4.5"
- 3.5" x 3.5"
- 4.5" x 4.5"

ID+ DOWNLIGHTS

QS 5&10DAY

QUICKSHIP TERMS
5 DAY: Downlights 200 pieces or less

10 DAY: Wall Wash 100 pieces or less

****10 DAY:** Emergency Battery - EM, EMR, LC4EM and LC44EM

OPTIONS	ID+ 3.5" ID+ 3.5" x 3.5"	ID+ 3.5" ID+ 3.5" x 3.5"	ID+ 4.5" ID+ 4.5" x 4.5"	ID+ 4.5" ID+ 4.5" x 4.5"
				
Distribution	Downlight	Wall Wash	Downlight	Wall Wash
Trim Type	Round Overlap Round Trimless Square Die-Cast Overlap Square Die-Cast Trimless	Round Overlap Round Trimless Square Die-Cast Overlap Square Die-Cast Trimless	Round Overlap Round Trimless Square Die-Cast Overlap Square Die-Cast Trimless	Round Overlap Round Trimless Square Die-Cast Overlap Square Die-Cast Trimless
Color Options	Standard White 80 & 90 CRI	Standard White 80 & 90 CRI	Standard White 80 & 90 CRI	Standard White 80 & 90 CRI
Lumen Output	700 - 2100	Round: 700 - 2100 Square: 700 - 1500	1000 - 3000	1000 - 2500
Voltage	120/277 UNV, 120 V, 277 V	120/277 UNV, 120 V, 277 V	120/277 UNV, 120 V, 277 V	120/277 UNV, 120 V, 277 V
Control System & Dimming Level	0-10V - 1% Dimming 0-10V - 10% Dimming Forward Phase (120V only)	0-10V - 1% Dimming 0-10V - 10% Dimming Forward Phase (120V only)	0-10V - 1% Dimming 0-10V - 10% Dimming Forward Phase (120V only)	0-10V - 1% Dimming 0-10V - 10% Dimming Forward Phase (120V only)
Color Temperature	80 & 90 CRI 2700K, 3000K, 3500K, 4000K	80 & 90 CRI 2700K, 3000K, 3500K, 4000K	80 & 90 CRI 2700K, 3000K, 3500K, 4000K	80 & 90 CRI 2700K, 3000K, 3500K, 4000K
Optic	Tall Cone with 50˚ cut-off Short Cone with 60˚ cut-off	Wall Wash	Downlight with 50˚ cut-off Super Short Cone with Solite Lens 75˚ cut-off	Wall Wash
Distribution	Narrow Flood 28˚ - Very Wide Flood 89˚	-	Narrow Flood 26˚ - Very Wide Flood 98˚	-
Factory Options	Bar Hangers Chicago Plenum **Emergency Battery with Remote Test Switch	Bar Hangers Chicago Plenum	Bar Hangers Chicago Plenum / National Plenum **Emergency Battery	Bar Hangers Chicago Plenum / National Plenum
Finish	Clear Diffuse White	Clear Diffuse White	Clear Diffuse White	Clear Diffuse White

ID+ DOWNLIGHTS

QS 5&10DAY

ID+ 3.5" Downlight

HOUSING	**ID+ 3.5" Downlight**	—	**FLC3D**
	Trim Type: Round Overlap	—	**RO**
	Color Options: Standard White, 80 & 90 CRI	—	**SW**
	Lumen Output		
	700 Lumen (Not available with LFP)	700L	
	900 Lumen (Not available with LFP)	900L	
	1100 Lumen	1100L	
	1300 Lumen	1300L	
	1500 Lumen	1500L	
	1700 Lumen	1700L	
	1900 Lumen	1900L	
	2100 Lumen	2100L	
	Voltage		
	120/270 Volt (IC-rated housing: SW - 1700lm max. T-rated housing: SW - 1100lm max.)	UNV	
	120V (T-rated housing only)	120	
	277V (T-rated housing only)	277	
	Control System & Dimming Level		
	0-10V - 1% Dimming	L11	
	0-10V - 10% Dimming	LD1	
	Forward Phase (120V only)	LFP	
	Housing Type		
	IC Rated / Airtight	IC	
	Thermally Protected, Non-IC / Airtight	T	
	Factory Options		
	Bar Hangers	BH	
	Chicago Plenum	CP	
	Emergency Battery with Remote Test Switch** (T-rated housing only. Above ceiling access required.)	EMR	
TRIM & LED	**Aperture: 3.5" Round Reflector**	—	**LC3**
	Trim Type: Round Overlap	—	**RO**
	Color Options: Standard White, 80 & 90 CRI	—	**SW**
	Lumen Output (Trim & housing output must match)		
	700 Lumen	700L	
	900 Lumen	900L	
	1100 Lumen	1100L	
	1300 Lumen	1300L	
	1500 Lumen	1500L	
	1700 Lumen	1700L	
	1900 Lumen	1900L	
	2100 Lumen	2100L	
	Color Temperature		
	2700K, 80+ CRI **or** 90+ CRI	27K **or** 927K	
	3000K, 80 +CRI **or** 90+ CRI	30K **or** 930K	
	3500K, 80+ CRI **or** 90+ CRI	35K **or** 935K	
	4000K, 80+ CRI **or** 90+ CRI	40K **or** 940K	
	Optic		
	Tall Cone with 50˚ cut-off	DNT	
	Short Cone with 60˚ cut-off	DNS	
	Distribution		
	Narrow Flood	NFL	
	Flood1	FL1	
	Flood 2	FL2	
	Wide Flood	WFL	
	Very Wide Flood	VWFL	
	Finish		
	Clear Diffuse	CD	
	White	WH	
	Optional Flange Finish (CD finish only. For matching finishes leave blank)		
	White Painted	WP	

**10 DAY

ID+ 3.5" Wall Wash

HOUSING	**ID+ 3.5" Wall Wash**	—	**FLC3W**
	Trim Type: Round Overlap	—	**RO**
	Color Options: Standard White, 80 & 90 CRI	—	**SW**
	Lumen Output		
	700 Lumen (Not available with LFP)	700L	
	900 Lumen (Not available with LFP)	900L	
	1100 Lumen	1100L	
	1300 Lumen	1300L	
	1500 Lumen	1500L	
	1700 Lumen	1700L	
	1900 Lumen	1900L	
	2100 Lumen	2100L	
	Voltage		
	120/270 Volt (IC-rated housing: SW - 1700lm max. T-rated housing: SW - 1100lm max.)	UNV	
	120V (T-rated housing only)	120	
	277V (T-rated housing only)	277	
	Control System & Dimming Level		
	0-10V - 1% Dimming	L11	
	0-10V - 10% Dimming	LD1	
	Forward Phase (120V only)	LFP	
	Housing Type		
	IC Rated / Airtight	IC	
	Thermally Protected, Non-IC	T	
	Factory Options		
	Bar Hangers	BH	
	Chicago Plenum	CP	
TRIM & LED	**Aperture**		
	3.5" Round Reflector	LC3	
	3.5" Round Airtight Reflector	LC3AT	
	Trim Type: Round Overlap	—	**RO**
	Color Options: Standard White, 80 & 90 CRI	—	**SW**
	Lumen Output (Trim & housing output must match)		
	700 Lumen	700L	
	900 Lumen	900L	
	1100 Lumen	1100L	
	1300 Lumen	1300L	
	1500 Lumen	1500L	
	1700 Lumen	1700L	
	1900 Lumen	1900L	
	2100 Lumen	2100L	
	Color Temperature		
	2700K, 80+ CRI **or** 90+ CRI	27K **or** 927K	
	3000K, 80 +CRI **or** 90+ CRI	30K **or** 930K	
	3500K, 80+ CRI **or** 90+ CRI	35K **or** 935K	
	4000K, 80+ CRI **or** 90+ CRI	40K **or** 940K	
	Optic: Short Cone with 60˚ cut-off	—	**WWS**
	Finish		
	Clear Diffuse	CD	
	White	WH	
	Optional Flange Finish (CD finish only. For matching finishes leave blank)		
	White Painted	WP	

ID+ DOWNLIGHTS

ID+ 3.5" Downlight Trimless

HOUSING	**ID+ 3.5" Downlight**	—	**FLC3D**
	Trim Type: Round Trimless	—	**RT**
	Color Options: Standard White, 80 & 90 CRI	—	**SW**
	Lumen Output		
	700 Lumen (Not available with LFP)	700L	
	900 Lumen (Not available with LFP)	900L	
	1100 Lumen	1100L	
	1300 Lumen	1300L	
	1500 Lumen	1500L	
	1700 Lumen	1700L	
	1900 Lumen	1900L	
	2100 Lumen	2100L	
	Voltage		
	120/270 Volt (IC-rated housing: SW - 1700lm max. T-rated housing: SW - 1100lm max.)	UNV	
	120V (T-rated housing only)	120	
	277V (T-rated housing only)	277	
	Control System & Dimming Level		
	0-10V - 1% Dimming	L11	
	0-10V - 10% Dimming	LD1	
	Forward Phase (120V only)	LFP	
	Housing Type		
	IC Rated / Airtight	IC	
	Thermally Protected, Non-IC / Airtight	T	
	Factory Options		
	Bar Hangers	BH	
	Chicago Plenum	CP	
TRIM & LED	**Aperture: 3.5" Round Reflector**	—	**LC3**
	Trim Type: Round Trimless	—	**RT**
	Color Options: Standard White, 80 & 90 CRI	—	**SW**
	Lumen Output (Trim & housing output must match)		
	700 Lumen	700L	
	900 Lumen	900L	
	1100 Lumen	1100L	
	1300 Lumen	1300L	
	1500 Lumen	1500L	
	1700 Lumen	1700L	
	1900 Lumen	1900L	
	2100 Lumen	2100L	
	Color Temperature		
	2700K, 80+ CRI **or** 90+ CRI	27K **or** 927K	
	3000K, 80 +CRI **or** 90+ CRI	30K **or** 930K	
	3500K, 80+ CRI **or** 90+ CRI	35K **or** 935K	
	4000K, 80+ CRI **or** 90+ CRI	40K **or** 940K	
	Optic		
	Tall Cone with 50˚ cut-off	DNT	
	Short Cone with 60˚ cut-off	DNS	
	Distribution		
	Narrow Flood	NFL	
	Flood1	FL1	
	Flood 2	FL2	
	Wide Flood	WFL	
	Finish		
	Clear Diffuse	CD	
	White	WH	

ID+ 3.5" Wall Wash Trimless

HOUSING	**ID+ 3.5" Wall Wash**	—	**FLC3W**
	Trim Type: Round Trimless	—	**RT**
	Color Options: Standard White, 80 & 90 CRI	—	**SW**
	Lumen Output		
	700 Lumen (Not available with LFP)	700L	
	900 Lumen (Not available with LFP)	900L	
	1100 Lumen	1100L	
	1300 Lumen	1300L	
	1500 Lumen	1500L	
	1700 Lumen	1700L	
	1900 Lumen	1900L	
	2100 Lumen	2100L	
	Voltage		
	120/270 Volt (IC-rated housing: SW - 1700lm max. T-rated housing: SW - 1100lm max.)	UNV	
	120V (T-rated housing only)	120	
	277V (T-rated housing only)	277	
	Control System & Dimming Level		
	0-10V - 1% Dimming	L11	
	0-10V - 10% Dimming	LD1	
	Forward Phase (120V only)	LFP	
	Housing Type		
	IC Rated / Airtight	IC	
	Thermally Protected, Non-IC	T	
	Factory Options		
	Bar Hangers	BH	
	Chicago Plenum	CP	
TRIM & LED	**Aperture**		
	3.5" Round Reflector	LC3	
	3.5" Round Airtight Reflector	LC3AT	
	Trim Type: Round Trimless	—	**RT**
	Color Options: Standard White, 80 & 90 CRI	—	**SW**
	Lumen Output (Trim & housing output must match)		
	700 Lumen	700L	
	900 Lumen	900L	
	1100 Lumen	1100L	
	1300 Lumen	1300L	
	1500 Lumen	1500L	
	1700 Lumen	1700L	
	1900 Lumen	1900L	
	2100 Lumen	2100L	
	Color Temperature		
	2700K, 80+ CRI **or** 90+ CRI	27K **or** 927K	
	3000K, 80 +CRI **or** 90+ CRI	30K **or** 930K	
	3500K, 80+ CRI **or** 90+ CRI	35K **or** 935K	
	4000K, 80+ CRI **or** 90+ CRI	40K **or** 940K	
	Optic: Short Cone with 60˚ cut-off	—	**WWS**
	Finish		
	Clear Diffuse	CD	
	White	WH	

ID+ DOWNLIGHTS

QS 5&10DAY

ID+ 3.5" x 3.5" Downlight

HOUSING **ID+ 3.5"x3.5" Downlight**	—	**FLC33D**
Trim Type: Square Die-Cast Overlap	—	**SDO**
Color Options: Standard White, 80 & 90 CRI	—	**SW**
Lumen Output		
700 Lumen (Not available with LFP)	700L	
900 Lumen (Not available with LFP)	900L	
1100 Lumen	1100L	
1300 Lumen	1300L	
1500 Lumen	1500L	
1700 Lumen	1700L	
1900 Lumen	1900L	
2100 Lumen	2100L	
Voltage		
120/270 Volt (IC-rated housing: SW - 1700lm max.T-rated housing: SW - 1100lm max.)	UNV	
120V (T-rated housing only)	120	
277V (T-rated housing only)	277	
Control System & Dimming Level		
0-10V - 1% Dimming	L11	
0-10V - 10% Dimming	LD1	
Forward Phase (120V only)	LFP	
Housing Type		
IC Rated / Airtight	IC	
Thermally Protected, Non-IC / Airtight	T	
Factory Options		
Bar Hangers	BH	
Chicago Plenum	CP	
Emergency Battery with Remote Test Switch** (T-rated housing only. Above ceiling access required.)	EMR	
TRIM & LED **Aperture: 3.5" Square Reflector**	—	**LC33**
Trim Type: Square Die-Cast Overlap	—	**SDO**
Color Options: Standard White, 80 & 90 CRI	—	**SW**
Lumen Output (Trim & housing output must match)		
700 Lumen	700L	
900 Lumen	900L	
1100 Lumen	1100L	
1300 Lumen	1300L	
1500 Lumen	1500L	
1700 Lumen	1700L	
1900 Lumen	1900L	
2100 Lumen	2100L	
Color Temperature		
2700K, 80+ CRI **or** 90+ CRI	27K **or** 927K	
3000K, 80 +CRI **or** 90+ CRI	30K **or** 930K	
3500K, 80+ CRI **or** 90+ CRI	35K **or** 935K	
4000K, 80+ CRI **or** 90+ CRI	40K **or** 940K	
Optic		
Tall Cone with 50˚ cut-off	DNT	
Short Cone with 60˚ cut-off	DNS	
Distribution		
Narrow Flood	NFL	
Flood1	FL1	
Flood 2	FL2	
Wide Flood	WFL	
Very Wide Flood	VWFL	
Finish		
Clear Diffuse	CD	
White	WH	
Optional Flange Finish (CD finish only. For matching finishes leave blank)		
White Painted	WP	

**10 DAY

ID+ 3.5" x 3.5" Wall Wash

HOUSING **ID+ 3.5"x3.5" Wall Wash**	—	**FLC33W**
Trim Type: Square Die-Cast Overlap	—	**SDO**
Color Options: Standard White, 80 & 90 CRI	—	**SW**
Lumen Output		
700 Lumen	700L	
900 Lumen	900L	
1100 Lumen	1100L	
1300 Lumen	1300L	
1500 Lumen	1500L	
Voltage		
120/270 Volt (IC-rated housing: SW - 1100lm max. T-rated housing: SW - 700lm max.)	UNV	
120V (T-rated housing only)	120	
277V (T-rated housing only)	277	
Control System & Dimming Level		
0-10V - 1% Dimming	L11	
0-10V - 10% Dimming	LD1	
Forward Phase (120V only)	LFP	
Housing Type		
IC Rated / Airtight	IC	
Thermally Protected, Non-IC	T	
Factory Options		
Bar Hangers	BH	
Chicago Plenum	CP	
TRIM & LED **Aperture**		
3.5" Square Reflector	LC33	
3.5" Square Airtight Reflector	LC33AT	
Trim Type: Square Die-Cast Overlap	—	**SDO**
Color Options: Standard White, 80 & 90 CRI	—	**SW**
Lumen Output (Trim & housing output must match)		
700 Lumen	700L	
900 Lumen	900L	
1100 Lumen	1100L	
1300 Lumen	1300L	
1500 Lumen	1500L	
Color Temperature		
2700K, 80+ CRI **or** 90+ CRI	27K **or** 927K	
3000K, 80 +CRI **or** 90+ CRI	30K **or** 930K	
3500K, 80+ CRI **or** 90+ CRI	35K **or** 935K	
4000K, 80+ CRI **or** 90+ CRI	40K **or** 940K	
Optic: Short Cone with 60˚ cut-off	—	**WWS**
Finish		
Clear Diffuse	CD	
White	WH	
Optional Flange Finish (CD finish only. For matching finishes leave blank)		
White Painted	WP	

ID+ DOWNLIGHTS

ID+ 3.5" x 3.5" Downlight Trimless

HOUSING **ID+ 3.5"x3.5" Downlight**	—	**FLC33D**
Trim Type: Square Die-Cast Trimless	—	**SDT**
Color Options: Standard White, 80 & 90 CRI	—	**SW**
Lumen Output		
700 Lumen (Not available with LFP)	700L	
900 Lumen (Not available with LFP)	900L	
1100 Lumen	1100L	
1300 Lumen	1300L	
1500 Lumen	1500L	
1700 Lumen	1700L	
1900 Lumen	1900L	
2100 Lumen	2100L	
Voltage		
120/270 Volt (IC-rated housing: SW - 1700lm max.T-rated housing: SW - 1100lm max.)	UNV	
120V (T-rated housing only)	120	
277V (T-rated housing only)	277	
Control System & Dimming Level		
0-10V - 1% Dimming	L11	
0-10V - 10% Dimming	LD1	
Forward Phase (120V only)	LFP	
Housing Type		
IC Rated / Airtight	IC	
Thermally Protected, Non-IC / Airtight	T	
Factory Options		
Bar Hangers	BH	
Chicago Plenum	CP	
TRIM & LED **Aperture: 3.5" Square Reflector**	—	**LC33**
Trim Type: Square Die-Cast Trimless	—	**SDT**
Color Options: Standard White, 80 & 90 CRI	—	**SW**
Lumen Output (Trim & housing output must match)		
700 Lumen	700L	
900 Lumen	900L	
1100 Lumen	1100L	
1300 Lumen	1300L	
1500 Lumen	1500L	
1700 Lumen	1700L	
1900 Lumen	1900L	
2100 Lumen	2100L	
Color Temperature		
2700K, 80+ CRI **or** 90+ CRI	27K **or** 927K	
3000K, 80 +CRI **or** 90+ CRI	30K **or** 930K	
3500K, 80+ CRI **or** 90+ CRI	35K **or** 935K	
4000K, 80+ CRI **or** 90+ CRI	40K **or** 940K	
Optic		
Tall Cone with 50˚ cut-off	DNT	
Short Cone with 60˚ cut-off	DNS	
Distribution		
Narrow Flood	NFL	
Flood1	FL1	
Flood 2	FL2	
Wide Flood	WFL	
Very Wide Flood	VWFL	
Finish		
Clear Diffuse	CD	
White	WH	

ID+ 3.5" x 3.5" Wall Wash Trimless

HOUSING **ID+ 3.5"x3.5" Wall Wash**	—	**FLC33W**
Trim Type: Square Die-Cast Trimless	—	**SDT**
Color Options: Standard White, 80 & 90 CRI	—	**SW**
Lumen Output		
700 Lumen	700L	
900 Lumen	900L	
1100 Lumen	1100L	
1300 Lumen	1300L	
1500 Lumen	1500L	
Voltage		
120/270 Volt (IC-rated housing: SW - 1100lm max. T-rated housing: SW - 700lm max.)	UNV	
120V (T-rated housing only)	120	
277V (T-rated housing only)	277	
Control System & Dimming Level		
0-10V - 1% Dimming	L11	
0-10V - 10% Dimming	LD1	
Forward Phase (120V only)	LFP	
Housing Type		
IC Rated / Airtight	IC	
Thermally Protected, Non-IC	T	
Factory Options		
Bar Hangers	BH	
Chicago Plenum	CP	
TRIM & LED **Aperture**		
3.5" Square Reflector	LC33	
3.5" Square Airtight Reflector	LC33AT	
Trim Type: Square Die-Cast Trimless	—	**SDT**
Color Options: Standard White, 80 & 90 CRI	—	**SW**
Lumen Output (Trim & housing output must match)		
700 Lumen	700L	
900 Lumen	900L	
1100 Lumen	1100L	
1300 Lumen	1300L	
1500 Lumen	1500L	
Color Temperature		
2700K, 80+ CRI **or** 90+ CRI	27K **or** 927K	
3000K, 80 +CRI **or** 90+ CRI	30K **or** 930K	
3500K, 80+ CRI **or** 90+ CRI	35K **or** 935K	
4000K, 80+ CRI **or** 90+ CRI	40K **or** 940K	
Optic: Short Cone with 60˚ cut-off	—	**WWS**
Finish		
Clear Diffuse	CD	
White	WH	

ID+ DOWNLIGHTS

QS 5&10DAY

ID+ 4.5" Downlight

HOUSING **ID+ 4.5" Downlight**	—	**FLC4D**
Trim Type: Round Overlap	—	**RO**
Color Options: Standard White, 80 & 90 CRI	—	**SW**
Lumen Output		
1000 Lumens	1000L	
1500 Lumens	1500L	
2000 Lumens	2000L	
2500 Lumens	2500L	
3000 Lumens	3000L	
(Not available with SP distribution or LFP.)		
Voltage		
UNV 120V/277V (IC housing only. Not available with LFP. See Housing Type for output restrictions.)	UNV	
120V	120	
277V	277	
Control System & Dimming Level		
0-10V - 1% Dimming	L11	
0-10V - 10% Dimming	LD1	
Forward Phase (120V only)	LFP	
Housing Type		
IC Rated / Airtight	IC	
(L11 & LD1 2000L max. LFP 1500L max. LC4AT required for Airtight.)		
Thermally Protected	T	
Factory Options		
Bar Hangers	BH	
Chicago Plenum / National Plenum	CP	
Emergency Battery**	EM	
(Must order LC4EM trim. Not wet location or outdoor rated.)		
TRIM & LED **Aperture**		
4.5" Round Reflector	LC4	
4.5" Round Reflector - Emergency** (Required for "EM" option. DN optic only. Not wet location or outdoor rated.)	LC4EM	
Trim Type: Round	—	**RO**
Lumen Output (Trim & housing output must match)		
1000 Lumens	1000L	
1500 Lumens	1500L	
2000 Lumens	2000L	
2500 Lumens	2500L	
3000 Lumens (Not available with SP distribution.)	3000L	
Color Temperature		
2700K, 80+ CRI **or** 90+ CRI	27K **or** 927K	
3000K, 80 +CRI **or** 90+ CRI	30K **or** 930K	
3500K, 80+ CRI **or** 90+ CRI	35K **or** 935K	
4000K, 80+ CRI **or** 90+ CRI	40K **or** 940K	
Optic: Downlight with 50˚ cut-off	—	**DN**
Distribution		
Narrow Flood	NFL	
Flood 1	FL1	
Flood 2	FL2	
Wide Flood	WFL	
Reflector Color		
Clear Diffuse	CD	
White (White Painted flange only)	WH	
Flange Finish		
Non-Painted (Clear Diffuse only)	NP	
White Painted	WP	

**10 DAY

ID+ 4.5" Wall Wash

HOUSING **ID+ 4.5" Downlight**	—	**FLC4W**
Trim Type: Round Overlap	—	**RO**
Color Options: Standard White, 80 & 90 CRI	—	**SW**
Lumen Output		
1000 Lumens	1000L	
1500 Lumens	1500L	
2000 Lumens	2000L	
2500 Lumens	2500L	
3000 Lumens	3000L	
(Not available with LFP.)		
Voltage		
UNV 120V/277V (IC housing only. Not available with LFP. See Housing Type for output restrictions.)	UNV	
120V	120	
277V	277	
Control System & Dimming Level		
0-10V - 1% Dimming	L11	
0-10V - 10% Dimming	LD1	
Forward Phase (120V only)	LFP	
Housing Type		
IC Rated / Airtight (L11 & LD1 2000L max. LFP 1500L max. LC4AT required for Airtight.)	IC	
Thermally Protected	T	
Factory Options		
Bar Hangers	BH	
Chicago Plenum / National Plenum	CP	
TRIM & LED **Aperture**		
4.5" Round Reflector	LC4	
Trim Type: Round	—	**RO**
Lumen Output (Trim & housing output must match)		
1000 Lumens	1000L	
1500 Lumens	1500L	
2000 Lumens	2000L	
2500 Lumens	2500L	
3000 Lumens	3000L	
Color Temperature		
2700K, 80+ CRI **or** 90+ CRI	27K **or** 927K	
3000K, 80 +CRI **or** 90+ CRI	30K **or** 930K	
3500K, 80+ CRI **or** 90+ CRI	35K **or** 935K	
4000K, 80+ CRI **or** 90+ CRI	40K **or** 940K	
Optic: Wall Wash	—	**WW**
Reflector Color		
Clear Diffuse	CD	
White (White Painted flange only)	WH	
Flange Finish		
Non-Painted (Clear Diffuse only)	NP	
White Painted	WP	

ID+ DOWNLIGHTS

QS 5&10DAY

ID+ 4.5" Downlight Trimless

HOUSING	**ID+ 4.5" Trimless Downlight**	—	**FLC4D**
	Trim Type: Round Trimless	—	**RT**
	Color Options: Standard White, 80 & 90 CRI	—	**SW**
	Lumen Output		
	1000 Lumens	1000L	
	1500 Lumens	1500L	
	2000 Lumens	2000L	
	2500 Lumens	2500L	
	3000 Lumens	3000L	
	(Not available with SP distribution or LFP.)		
	Voltage		
	UNV 120V/277V (IC housing only. Not available with LFP. See Housing Type for output restrictions.)	UNV	
	120V	120	
	277V	277	
	Control System & Dimming Level		
	0-10V - 1% Dimming	L11	
	0-10V - 10% Dimming	LD1	
	Forward Phase (120V only)	LFP	
	Housing Type		
	IC Rated / Airtight (L11 & LD1 2000L max. LFP 1500L max. LC4AT required for Airtight.)	IC	
	Thermally Protected	T	
	Factory Options		
	Bar Hangers	BH	
	Chicago Plenum / National Plenum	CP	
	Emergency Battery** (Must order LC4EM trim. Not wet location or outdoor rated.)	EM	
TRIM & LED	**Aperture**		
	4.5" Round Reflector	LC4	
	4.5" Round Reflector - Emergency** (Required for "EM" option. DN optic only. Not wet location or outdoor rated.)	LC4EM	
	Trim Type: Round Trimless	—	**RT**
	Lumen Output (Trim & housing output must match)		
	1000 Lumens	1000L	
	1500 Lumens	1500L	
	2000 Lumens	2000L	
	2500 Lumens	2500L	
	3000 Lumens (Not available with SP distribution.)	3000L	
	Color Temperature		
	2700K, 80+ CRI **or** 90+ CRI	27K **or** 927K	
	3000K, 80 +CRI **or** 90+ CRI	30K **or** 930K	
	3500K, 80+ CRI **or** 90+ CRI	35K **or** 935K	
	4000K, 80+ CRI **or** 90+ CRI	40K **or** 940K	
	Optic: Downlight with 50˚ cut-off	—	**DN**
	Distribution		
	Narrow Flood	NFL	
	Flood 1	FL1	
	Flood 2	FL2	
	Wide Flood	WFL	
	Reflector Color		
	Clear Diffuse	CD	
	White	WH	

**10 DAY

ID+ 4.5" Wall Wash Trimless

HOUSING	**ID+ 4.5" Trimless Wall Wash**	—	**FLC4W**
	Trim Type: Round Trimless	—	**RT**
	Color Options: Standard White, 80 & 90 CRI	—	**SW**
	Lumen Output		
	1000 Lumens	1000L	
	1500 Lumens	1500L	
	2000 Lumens	2000L	
	2500 Lumens	2500L	
	3000 Lumens	3000L	
	(Not available with LFP.)		
	Voltage		
	UNV 120V/277V (IC housing only. Not available with LFP. See Housing Type for output restrictions.)	UNV	
	120V	120	
	277V	277	
	Control System & Dimming Level		
	0-10V - 1% Dimming	L11	
	0-10V - 10% Dimming	LD1	
	Forward Phase (120V only)	LFP	
	Housing Type		
	IC Rated / Airtight (L11 & LD1 2000L max. LFP 1500L max. LC4AT required for Airtight.)	IC	
	Thermally Protected	T	
	Factory Options		
	Bar Hangers	BH	
	Chicago Plenum / National Plenum	CP	
TRIM & LED	**Aperture**		
	4.5" Round Reflector	LC4	
	Trim Type: Round Trimless	—	**RT**
	Lumen Output (Trim & housing output must match)		
	1000 Lumens	1000L	
	1500 Lumens	1500L	
	2000 Lumens	2000L	
	2500 Lumens	2500L	
	3000 Lumens	3000L	
	Color Temperature		
	2700K, 80+ CRI **or** 90+ CRI	27K **or** 927K	
	3000K, 80 +CRI **or** 90+ CRI	30K **or** 930K	
	3500K, 80+ CRI **or** 90+ CRI	35K **or** 935K	
	4000K, 80+ CRI **or** 90+ CRI	40K **or** 940K	
	Optic: Wall Wash	—	**WW**
	Reflector Color		
	Clear Diffuse	CD	
	White	WH	

ID+ DOWNLIGHTS

QS 5&10DAY

ID+ 4.5" x 4.5" Downlight

HOUSING **ID+ 4.5" x 4.5" Downlight**	—	**FLC44D**
Trim Type: Square Overlap	—	**SO**
Color Options: Standard White, 80 & 90 CRI	—	**SW**
Lumen Output		
1000 Lumens	1000L	
1500 Lumens	1500L	
2000 Lumens	2000L	
2500 Lumens	2500L	
3000 Lumens	3000L	
(Not available with SP distribution or LFP.)		
Voltage		
UNV 120V/277V (IC housing only. Not available with LFP. See Housing Type for output restrictions.)	UNV	
120V	120	
277V	277	
Control System & Dimming Level		
0-10V - 1% Dimming	L11	
0-10V - 10% Dimming	LD1	
Forward Phase (120V only)	LFP	
Housing Type		
IC Rated / Airtight (L11 & LD1 2000L max. LFP 1500L max. LC44AT required for Airtight.)	IC	
Thermally Protected	T	
Factory Options		
Bar Hangers	BH	
Chicago Plenum / National Plenum	CP	
Emergency Battery** (Must order LC44EM trim. Not wet location or outdoor rated.)	EM	
TRIM & LED **Aperture**		
4.5" Square Reflector	LC44	
4.5" Square Reflector - Emergency** (Required for "EM" option. DN optic only. Not wet location or outdoor rated.)	LC44EM	
Trim Type: Square Die-Cast Overlap	—	**SDO**
Lumen Output (Trim & housing output must match)		
1000 Lumens	1000L	
1500 Lumens	1500L	
2000 Lumens	2000L	
2500 Lumens	2500L	
3000 Lumens	3000L	
(Not available with SP distribution.)		
Color Temperature		
2700K, 80+ CRI **or** 90+ CRI	27K **or** 927K	
3000K, 80 +CRI **or** 90+ CRI	30K **or** 930K	
3500K, 80+ CRI **or** 90+ CRI	35K **or** 935K	
4000K, 80+ CRI **or** 90+ CRI	40K **or** 940K	
Optic: Downlight with 50˚ cut-off	—	**DN**
Distribution		
Narrow Flood	NFL	
Flood 1	FL1	
Flood 2	FL2	
Wide Flood	WFL	
Very Wide Flood	VWFL	
Reflector Color		
Clear Diffuse	CD	
White (White Painted flange only)	WH	
Flange Finish		
Non-Painted (Clear Diffuse only)	NP	
White Painted	WP	

**10 DAY

ID+ 4.5" x 4.5" Wall Wash

HOUSING **ID+ 4.5" x 4.5" Wall Wash**	—	**FLC44W**
Trim Type: Square Overlap	—	**SO**
Color Options: Standard White, 80 & 90 CRI	—	**SW**
Lumen Output		
1000 Lumens	1000L	
1500 Lumens	1500L	
2000 Lumens	2000L	
(Not available with LFP.)		
Voltage		
UNV 120V/277V (IC housing only. Not available with LFP. See Housing Type for output restrictions.)	UNV	
120V	120	
277V	277	
Control System & Dimming Level		
0-10V - 1% Dimming	L11	
0-10V - 10% Dimming	LD1	
Forward Phase (120V only)	LFP	
Housing Type		
IC Rated / Airtight (L11 & LD1 1500L max. LFP 1000L max. LC44AT required for Airtight.)	IC	
Thermally Protected	T	
Factory Options		
Bar Hangers	BH	
Chicago Plenum / National Plenum	CP	
TRIM & LED **Aperture**		
4.5" Square Reflector	LC44	
Trim Type: Square Die-Cast Overlap	—	**SDO**
Lumen Output (Trim & housing output must match)		
1000 Lumens	1000L	
1500 Lumens	1500L	
2000 Lumens	2000L	
Color Temperature		
2700K, 80+ CRI **or** 90+ CRI	27K **or** 927K	
3000K, 80 +CRI **or** 90+ CRI	30K **or** 930K	
3500K, 80+ CRI **or** 90+ CRI	35K **or** 935K	
4000K, 80+ CRI **or** 90+ CRI	40K **or** 940K	
Optic: Wall Wash	—	**WW**
Reflector Color		
Clear Diffuse	CD	
White (White Painted flange only)	WH	
Flange Finish		
Non-Painted (Clear Diffuse only)	NP	
White Painted	WP	

ID+ DOWNLIGHTS

QS 5&10DAY

ID+ 4.5" x 4.5″ Downlight Trimless

HOUSING **ID+ 4.5" x 4.5" Downlight**	—	**FLC44D**
Trim Type: Square Trimless	—	**ST**
Color Options: Standard White, 80 & 90 CRI	—	**SW**
Lumen Output		
1000 Lumens	1000L	
1500 Lumens	1500L	
2000 Lumens	2000L	
2500 Lumens	2500L	
3000 Lumens	3000L	
(Not available with SP distribution or LFP.)		
Voltage		
UNV 120V/277V (IC housing only. Not available with LFP. See Housing Type for output restrictions.)	UNV	
120V	120	
277V	277	
Control System & Dimming Level		
0-10V - 1% Dimming	L11	
0-10V - 10% Dimming	LD1	
Forward Phase (120V only)	LFP	
Housing Type		
IC Rated / Airtight (L11 & LD1 2000L max. LFP 1500L max. LC44AT required for Airtight.)	IC	
Thermally Protected	T	
Factory Options		
Bar Hangers	BH	
Chicago Plenum / National Plenum	CP	
Emergency Battery** (Must order LC44EM trim. Not wet location or outdoor rated.)	EM	
TRIM & LED **Aperture**		
4.5" Square Reflector	LC44	
4.5" Square Reflector - Emergency** (Required for "EM" option. DN optic only. Not wet location or outdoor rated.)	LC4EM	
Trim Type: Square Die-Cast Trimless	—	**SDT**
Lumen Output (Trim & housing output must match)		
1000 Lumens	1000L	
1500 Lumens	1500L	
2000 Lumens	2000L	
2500 Lumens	2500L	
3000 Lumens (Not available with SP distribution.)	3000L	
Color Temperature		
2700K, 80+ CRI **or** 90+ CRI	27K **or** 927K	
3000K, 80 +CRI **or** 90+ CRI	30K **or** 930K	
3500K, 80+ CRI **or** 90+ CRI	35K **or** 935K	
4000K, 80+ CRI **or** 90+ CRI	40K **or** 940K	
Optic: Downlight with 50˚ cut-off	—	**DN**
Distribution		
Narrow Flood	NFL	
Flood 1	FL1	
Flood 2	FL2	
Wide Flood	WFL	
Very Wide Flood	VWFL	
Reflector Color		
Clear Diffuse	CD	
White	WH	

**10 DAY

ID+ 4.5" x 4.5" Wall Wash Trimless

HOUSING **ID+ 4.5" x 4.5" Wall Wash**	—	**FLC44W**
Trim Type: Square Trimless	—	**ST**
Color Options: Standard White, 80 & 90 CRI	—	**SW**
Lumen Output		
1000 Lumens	1000L	
1500 Lumens	1500L	
2000 Lumens	2000L	
2500 Lumens	2500L	
(Not available with LFP.)		
Voltage		
UNV 120V/277V (IC housing only. Not available with LFP. See Housing Type for output restrictions.)	UNV	
120V	120	
277V	277	
Control System & Dimming Level		
0-10V - 1% Dimming	L11	
0-10V - 10% Dimming	LD1	
Forward Phase (120V only)	LFP	
Housing Type		
IC Rated / Airtight (L11 & LD1 1500L max. LFP 1000L max. LC44AT required for Airtight.)	IC	
Thermally Protected	T	
Factory Options		
Bar Hangers	BH	
Chicago Plenum / National Plenum	CP	
TRIM & LED **Aperture**		
4.5" Square Reflector	LC44	
Trim Type: Square Die-Cast Trimless	—	**SDT**
Lumen Output (Trim & housing output must match)		
1000 Lumens	1000L	
1500 Lumens	1500L	
2000 Lumens	2000L	
2500 Lumens	2500L	
Color Temperature		
2700K, 80+ CRI **or** 90+ CRI	27K **or** 927K	
3000K, 80 +CRI **or** 90+ CRI	30K **or** 930K	
3500K, 80+ CRI **or** 90+ CRI	35K **or** 935K	
4000K, 80+ CRI **or** 90+ CRI	40K **or** 940K	
Optic: Wall Wash	—	**WW**
Reflector Color		
Clear Diffuse	CD	
White	WH	

ID+ CYLINDERS

QS 10 DAY

QUICKSHIP TERMS
10 DAY: 50 pieces or less (FLCY3 & FLCY4)
100 pieces or less (FLCY3N)

OPTIONS	ID+ 3.5" PURE	ID+ 3.5"	ID+ 4.5"
Distribution	Pendant Surface Mount	Pendant Surface Mount	Pendant Surface Mount
Decorative Reveal	-	White Non-Glow Reveal Black Non-Glow Reveal White Glowing Reveal	White Non-Glow Reveal Black Non-Glow Reveal White Glowing Reveal
Lumen Output	700 - 1900 Pendant 700 - 1700 Surface Mount	700 - 2000	1000 - 3000
Voltage	120/277 UNV, 120 V, 277 V	120/277 UNV, 120 V, 277 V	120/277 UNV, 120 V, 277 V
Control System & Dimming Level	0-10V - 1% Dimming Phase Dimming	0-10V - 1% Dimming Forward Phase - 1% Dimming	0-10V - 1% Dimming Forward Phase - 1% Dimming
Color Temperature	80 & 90 CRI 2700K, 3000K, 3500K, 4000K	80 & 90 CRI 2700K, 3000K, 3500K, 4000K	80 & 90 CRI 2700K, 3000K, 3500K, 4000K
Mounting	Cable Suspension Surface Mount	Cable Suspension Surface Mount	Cable Suspension Surface Mount
Optic	50˚ Cut-off Cone 60˚ Cut-off Cone 75˚ Cut-off Cone	50˚ Cut-off Cone 50˚ Cut-off Cone with Solite Lens 80˚ Cut-off Cone	50˚ Cut-off Cone 50˚ Cut-off Cone with Solite Lens 80˚ Cut-off Cone
Distribution	Narrow Flood 25˚ - Super Wide Flood 91˚	Narrow Flood 28˚ - Super Wide Flood 89˚	Narrow Flood 26˚ - Super Wide Flood 98˚
Factory Options	Emergency Battery	Emergency Battery	Emergency Battery
Reflector Color	Clear Diffuse White	Clear Diffuse	Clear Diffuse
Finish	Black White	Black White	Black White

ID+CYLINDERS

QS 10 DAY

ID+ 3.5" Pure Cylinder Pendant

ID+ 3.5" Pure Cylinder Pendant		**FLCY3N**
Trim Type: Round		**RD**
Housing Height: 7"		**7H**
Direct Lumen Output		
700 Lumens	700DN	
900 Lumens	900DN	
1100 Lumens	1100DN	
1300 Lumens	1300DN	
1500 Lumens	1500DN	
1700 Lumens	1700DN	
1900 Lumens	1900DN	
Color Temperature (Add 9 for 90 CRI or H for 97 CRI. Leave blank for 80 CRI.)		
2700K, 80+ CRI **or** 90+ CRI	27K **or** 927K	
3000K, 80+ CRI **or** 90+ CRI	30K **or** 930K	
3500K, 80+ CRI **or** 90+ CRI	35K **or** 935K	
4000K, 80+ CRI **or** 90+ CRI	40K **or** 940K	
Circuits		**1C**
Single Circuit	1C	
Voltage		
UNV 120/277 Volt	UNV	
120 Volt	120	
277 Volt	277	
Canopy Configuration		
Shallow Canopy, Integral Driver	SC	
Canopy Color		
Matte Black	BK	
Matte White	WH	
Control System & Dimming Level		
0-10V - 1% Dimming	L11	
Phase Dimming	LFP	
Mounting		
72" Cable, Straight Feed (Cut in field)	C72	
144" Cable, Straight Feed (Cut in field)	C144	
Suspension Color		
Black	BK	
White	WH	
Direct Optic		
50˚ cut-off cone	DNT	
60˚ cut-off cone	DNS	
75˚ cut-off cone with Solite Lens	DSS	
Direct Distribution		
Narrow Flood	NFL	
Flood 1	FL1	
Flood 2	FL2	
Wide Flood	WFL	
Very Wide Flood (DSS only)	VWFL	
Super Wide Flood (DSS only)	SWFL	
Reflector Color		
Clear Diffuse	CD	
White	WH	
Luminaire Finish		
Black	BK	
White	WH	

ID+ 3.5" Cylinder Pendant

ID+ 3.5" Round Cylinder Pendant	—	**FLCY3**
Trim Type: Round	—	**RD**
Decorative Reveal		
White Non-Glow Reveal	WHR	
Black Non-Glow Reveal	BKR	
White Glowing Reveal	WHG	
Lumen Output		
700 Lumens	700L	
1000 Lumens	1000L	
1500 Lumens	1500L	
1700 Lumens	1700L	
2000 Lumens (Power Canopy only)	2000L	
Color Temperature		
2700K, 80+ CRI **or** 90+ CRI	27K **or** 927K	
3000K, 80+ CRI **or** 90+ CRI	30K **or** 930K	
3500K, 80+ CRI **or** 90+ CRI	35K **or** 935K	
4000K, 80+ CRI **or** 90+ CRI	40K **or** 940K	
Single Circuit	—	**1C**
Voltage		
120/277 UNV	UNV	
120 Volt	120	
277 Volt	277	
Canopy Configuration		
Shallow Canopy, Integral Driver (L11 & LFP only)	SC	
Power Canopy	PC	
Dimming Level		
0-10V - 1% Dimming	L11	
Forward Phase - 1% Dimming (Shallow Canopy, Integral Driver, 120V only)	LFP	
Mounting		
72" Cable, Straight Feed (Cut in field)	C72	
144" Cable, Straight Feed (Cut in field)	C144	
Optic		
50˚ Cut-off Cone (Not available with SWFL distribution)	DNT	
50˚ Cut-off Cone with Solite Lens (NFL distribution only)	DNTS	
80˚ Cut-off Cone (SWFL distribution only)	DSS	
Distribution		
Narrow Flood	NFL	
Flood 1	FL1	
Flood 2	FL2	
Wide Flood	WFL	
Super Wide Flood	SWFL	
Factory Options		
Emergency Battery (J-box cannot be recessed above the ceiling. Remote test switch.)	EMR	
Reflector Color: Clear Diffuse	—	**CD**
Luminaire Finish		
Black with Black cord	BK	
White with White cord	WH	

ID+ 4.5" Cylinder Pendant

ID+ 4.5" Round Cylinder Pendant	—	**FLCY4**
Trim Type: Round	—	**RD**
Decorative Reveal		
White Non-Glow Reveal	WHR	
Black Non-Glow Reveal	BKR	
White Glowing Reveal	WHG	
Lumen Output		
1000 Lumens	1000L	
1500 Lumens	1500L	
2000 Lumens	2000L	
2500 Lumens	2500L	
3000 Lumens (Power Canopy only)	3000L	
Color Temperature		
2700K, 80+ CRI **or** 90+ CRI	27K **or** 927K	
3000K, 80+ CRI **or** 90+ CRI	30K **or** 930K	
3500K, 80+ CRI **or** 90+ CRI	35K **or** 935K	
4000K, 80+ CRI **or** 90+ CRI	40K **or** 940K	
Single Circuit	—	**1C**
Voltage		
120/277 UNV	UNV	
120 Volt	120	
277 Volt	277	
Canopy Configuration		
Shallow Canopy, Integral Driver (L11 & LFP only)	SC	
Power Canopy	PC	
Dimming Level		
0-10V - 1% Dimming	L11	
Forward Phase - 1% Dimming (Shallow Canopy, Integral Driver, 120V only)	LFP	
Mounting		
72" Cable, Straight Feed (Cut in field)	C72	
144" Cable, Straight Feed (Cut in field)	C144	
Optic		
50˚ Cut-off Cone (Not available with SWFL distribution)	DNT	
50˚ Cut-off Cone with Solite Lens (NFL distribution only)	DNTS	
80˚ Cut-off Cone (SWFL distribution only)	DSS	
Distribution		
Narrow Flood	NFL	
Flood	FL	
Wide Flood	WFL	
Very Wide Flood	VWFL	
Super Wide Flood	SWFL	
Factory Options		
Emergency Battery (J-box cannot be recessed above the ceiling. Remote test switch.)	EMR	
Reflector Color: Clear Diffuse	—	**CD**
Luminaire Finish		
Black with Black cord	BK	
White with White cord	WH	

ID+CYLINDERS

QS 10 DAY

ID+ 3.5" Pure Cylinder Surface Mount

ID+ 3.5" Pure Cylinder Surface Mount		**FLCY3N**
Trim Type: Round		**RD**
Housing Height: 7"		**7H**
Direct Lumen Output		
700 Lumens	700DN	
900 Lumens	900DN	
1100 Lumens	1100DN	
1300 Lumens	1300DN	
1500 Lumens	1500DN	
1700 Lumens	1700DN	
Color Temperature (Add 9 for 90 CRI or H for 97 CRI. Leave blank for 80 CRI.)		
2700K, 80+ CRI **or** 90+ CRI	27K **or** 927K	
3000K, 80+ CRI **or** 90+ CRI	30K **or** 930K	
3500K, 80+ CRI **or** 90+ CRI	35K **or** 935K	
4000K, 80+ CRI **or** 90+ CRI	40K **or** 940K	
Circuits		**1C**
Single Circuit	1C	
Voltage		
UNV 120/277 Volt	UNV	
120 Volt	120	
277 Volt	277	
Canopy Configuration		
Shallow Canopy, Integral Driver	SC	
Canopy Color		
Matte Black	BK	
Matte White	WH	
Control System & Dimming Level		
0-10V - 1% Dimming	L11	
Phase Dimming	LFP	
Mounting		**SM**
Surface Mount		
Direct Optic		
50˚ cut-off cone	DNT	
60˚ cut-off cone	DNS	
75˚ cut-off cone with Solite Lens	DSS	
Direct Distribution		
Narrow Flood	NFL	
Flood 1	FL1	
Flood 2	FL2	
Wide Flood	WFL	
Very Wide Flood (DSS only)	VWFL	
Super Wide Flood (DSS only)	SWFL	
Reflector Color		
Clear Diffuse	CD	
White	WH	
Luminaire Finish		
Black	BK	
White	WH	

ID+ 3.5" Cylinder Surface Mount

ID+ 3.5" Round Cylinder Surface Mount	—	**FLCY3**
Trim Type: Round	—	**RD**
Decorative Reveal		
White Non-Glow Reveal	WHR	
Black Non-Glow Reveal	BKR	
White Glowing Reveal	WHG	
Lumen Output		
700 Lumens	700L	
1000 Lumens	1000L	
1500 Lumens	1500L	
1700 Lumens	1700L	
2000 Lumens (Power Canopy only)	2000L	
Color Temperature		
2700K, 80+ CRI **or** 90+ CRI	27K **or** 927K	
3000K, 80+ CRI **or** 90+ CRI	30K **or** 930K	
3500K, 80+ CRI **or** 90+ CRI	35K **or** 935K	
4000K, 80+ CRI **or** 90+ CRI	40K **or** 940K	
Single Circuit	—	**1C**
Voltage		
120/277 UNV	UNV	
120 Volt	120	
277 Volt	277	
Canopy Configuration		
Shallow Canopy, Integral Driver (L11 & LFP only)	SC	
Power Canopy	PC	
Dimming Level		
0-10V - 1% Dimming	L11	
Forward Phase - 1% Dimming (Shallow Canopy, Integral Driver, 120V only)	LFP	
Mounting: Surface Mount	—	**SM**
Optic		
50˚ Cut-off Cone (Not available with SWFL distribution)	DNT	
50˚ Cut-off Cone with Solite Lens (NFL distribution only)	DNTS	
80˚ Cut-off Cone (SWFL distribution only)	DSS	
Distribution		
Narrow Flood	NFL	
Flood 1	FL1	
Flood 2	FL2	
Wide Flood	WFL	
Super Wide Flood	SWFL	
Factory Options		
Emergency Battery (J-box cannot be recessed above the ceiling. Remote test switch.)	EMR	
Reflector Color: Clear Diffuse	—	**CD**
Luminaire Finish		
Black with Black cord	BK	
White with White cord	WH	

ID+ 4.5" Cylinder Surface Mount

ID+ 4.5" Round Cylinder Surface Mount	—	**FLCY4**
Trim Type: Round	—	**RD**
Decorative Reveal		
White Non-Glow Reveal	WHR	
Black Non-Glow Reveal	BKR	
White Glowing Reveal	WHG	
Lumen Output		
1000 Lumens	1000L	
1500 Lumens	1500L	
2000 Lumens	2000L	
2500 Lumens	2500L	
3000 Lumens (Power Canopy only)	3000L	
Color Temperature		
2700K, 80+ CRI **or** 90+ CRI	27K **or** 927K	
3000K, 80+ CRI **or** 90+ CRI	30K **or** 930K	
3500K, 80+ CRI **or** 90+ CRI	35K **or** 935K	
4000K, 80+ CRI **or** 90+ CRI	40K **or** 940K	
Single Circuit	—	**1C**
Voltage		
120/277 UNV	UNV	
120 Volt	120	
277 Volt	277	
Canopy Configuration		
Shallow Canopy, Integral Driver	SC	
Power Canopy	PC	
Dimming Level		
0-10V - 1% Dimming	L11	
Forward Phase - 1% Dimming (120V only)	LFP	
Mounting: Surface Mount	—	**SM**
Optic		
50˚ Cut-off Cone (Not available with SWFL distribution)	DNT	
50˚ Cut-off Cone with Solite Lens (NFL distribution only)	DNTS	
80˚ Cut-off Cone (SWFL distribution only)	DSS	
Distribution		
Narrow Flood	NFL	
Flood	FL	
Wide Flood	WFL	
Very Wide Flood	VWFL	
Super Wide Flood	SWFL	
Factory Options		
Emergency Battery (J-box cannot be recessed above the ceiling. Remote test switch.)	EMR	
Reflector Color: Clear Diffuse	—	**CD**
Luminaire Finish		
Black with Black cord	BK	
White with White cord	WH	

ARCHITECTURAL TROFFERS

- Amica® 2
- Equation® 2
- Luna® LED

ARCHITECTURAL TROFFERS

QS 5&10DAY

QUICKSHIP TERMS
5 DAY: 100 pieces or less
****10 DAY:** 300 pieces or less
†10 DAY: EM Battery

OPTIONS	AMICA 2	EQUATION 2	LUNA LED
			
Nominal Size	1' x 2' 1' x 4' 2' x 2' 2' x 4'	1' x 4' 2' x 2' 2' x 4'	2' x 2' 2' x 4'
Shielding	Ribbed Acrylic Diffuser	Opal Acrylic Lens MicroGlow Prismatic Lens	Perforated Shield
Lumen Output	Standard: 2000 - 7500 High Efficiency: 2000LH - 6500LH	Standard: 2000 - 5500 High Efficiency: 2500LH - 6500LH	2000 - 7000
Voltage	120/277 UNV	120/277 UNV	120/277 UNV
Control System & Dimming Level	0-10V - 1% Dimming 0-10V - 10% Dimming	0-10V - 1% Dimming 0-10V - 10% Dimming	0-10V - 1% Dimming 0-10V - 10% Dimming
Color Temperature	80 & 90 CRI 3000K, 3500K, 4000K	80 & 90 CRI 3000K, 3500K, 4000K	80 & 90 CRI 3000K, 3500K, 4000K
Mounting	Grid Drywall Frame Kit	Grid Slot Tee Drywall Frame Kit Surface Mount	Grid Slot Tee Drywall Frame Kit
Factory Options	Chicago Plenum Emergency Battery† Flex Whip	Chicago Plenum Emergency Battery† Flex Whip	Chicago Plenum Emergency Battery† Positional Clips Flex Whip
Finish	Matte White	Matte White	Matte White

ARCHITECTURAL TROFFERS

QS 5&10DAY

Amica 2 1' x 2' | 2' x 2'



	Amica 2	—	**FAM2**
	Nominal Size		
	1' x 2'	12	
	2' x 2'	22	
	Shielding: Ribbed Acrylic Diffuser	—	**ACR**
	Lumen Output		
Standard	2000 Lumens	2000L	
	2500 Lumens	2500L	
	3000 Lumens	3000L	
	3500 Lumens	3500L	
	4000 Lumens	4000L	
High Efficiency	2000 Lumens	2000LH	
	2500 Lumens	2500LH	
	3000 Lumens	3000LH	
	3500 Lumens	3500LH	
	4000 Lumens	4000LH	
	4500 Lumens	4500LH	
	5000 Lumens	5000LH	
	Color Temperature		
	3000K, 80+ CRI **or** 90+ CRI	30K **or** 930K	
	3500K, 80+ CRI **or** 90+ CRI	35K **or** 935K	
	4000K, 80+ CRI **or** 90+ CRI	40K **or** 940K	
	Single Circuit	—	**1C**
	120/277 UNV Voltage	—	**UNV**
	Control System & Dimming Level		
	0-10V - 1% Dimming	L11	
	0-10V - 10% Dimming (Not Right Light as standard, consult factory)	LD1	
	Mounting		
	Grid	G	
	Drywall Frame Kit	F	
	Factory Options		
	Chicago Plenum	CP	
	Emergency Battery Pack[1] with Integral Test Switch	EM	
	6' Flex Whip	FW	
	Finish: Matte White Finish	—	**WH**

†10 DAY

Amica 2 1' x 4' | 2' x 4'



	Amica 2	—	**FAM2**
	Nominal Size		
	1' x 4'	14	
	2' x 4'	24	
	Shielding: Ribbed Acrylic Diffuser	—	**ACR**
	Lumen Output		
Standard	4000 Lumens	4000L	
	4500 Lumens	4500L	
	5000 Lumens	5000L	
	5500 Lumens	5500L	
	6000 Lumens	6000L	
	6500 Lumens	6500L	
	7000 Lumens	7000L	
	7500 Lumens	7500L	
High Efficiency	4000 Lumens	4000LH	
	4500 Lumens	4500LH	
	5000 Lumens	5000LH	
	5500 Lumens	5500LH	
	6000 Lumens	6000LH	
	6500 Lumens	6500LH	
	Color Temperature		
	3000K, 80+ CRI **or** 90+ CRI	30K **or** 930K	
	3500K, 80+ CRI **or** 90+ CRI	35K **or** 935K	
	4000K, 80+ CRI **or** 90+ CRI	40K **or** 940K	
	Single Circuit	—	**1C**
	120/277 UNV Voltage	—	**UNV**
	Control System & Dimming Level		
	0-10V - 1% Dimming	L11	
	0-10V - 10% Dimming (Not Right Light as standard, consult factory)	LD1	
	Mounting		
	Grid	G	
	Drywall Frame Kit	F	
	Factory Options		
	Chicago Plenum	CP	
	Emergency Battery Pack[1] with Integral Test Switch	EM	
	6' Flex Whip	FW	
	Finish: Matte White Finish	—	**WH**

†10 DAY

ARCHITECTURAL TROFFERS

Equation 2 1' x 4'

Equation 2	—	**FEQ2**
Nominal Size: 1' x 4'	—	**14**
Shielding		
Opal Acrylic Lens	AC	
MicroGlow Prismatic Lens	MG	
Lumen Output		
2000 Lumens	2000L	
2500 Lumens	2500L	
3000 Lumens	3000L	
3500 Lumens	3500L	
4000 Lumens	4000L	
4500 Lumens	4500L	
5000 Lumens	5000L	
Color Temperature		
3000K, 80+ CRI **or** 90+ CRI	30K **or** 930K	
3500K, 80+ CRI **or** 90+ CRI	35K **or** 935K	
4000K, 80+ CRI **or** 90+ CRI	40K **or** 940K	
Single Circuit	—	**1C**
120/277 UNV Voltage	—	**UNV**
Control System & Dimming Level		
0-10V - 1% Dimming	L11	
0-10V - 10% Dimming (Not Right Light as standard, consult factory)	LD1	
Mounting		
15/16" Grid	G1	
9/16" Grid	G2	
Slot Tee	ST	
Drywall Frame Kit	F	
Surface Mount	SM	
Factory Options		
Chicago Plenum	CP	
Emergency Battery Pack[1] with Integral Test Switch	EM	
6' New York City Flex Whip (120V)	FNY1	
6' New York City Flex Whip (277V)	FNY2	
6' Flex Whip	FW	
Finish: Matte White Finish	—	**WH**

†10 DAY

Equation 2 2' x 2'

	Equation 2	—	**FEQ2**
	Nominal Size: 2' x 2'	—	**22**
	Shielding		
	Opal Acrylic Lens	AC	
	MicroGlow Prismatic Lens	MG	
	Lumen Output		
Standard	2000 Lumens	2000L	
Standard	2500 Lumens	2500L	
Standard	3000 Lumens	3000L	
Standard	3500 Lumens	3500L	
High Efficiency	2500 Lumens	2500LH	
High Efficiency	3000 Lumens	3000LH	
High Efficiency	3500 Lumens	3500LH	
High Efficiency	4000 Lumens	4000LH	
High Efficiency	4500 Lumens	4500LH	
High Efficiency	5000 Lumens	5000LH	
	Color Temperature		
	3000K, 80+ CRI **or** 90+ CRI	30K **or** 930K	
	3500K, 80+ CRI **or** 90+ CRI	35K **or** 935K	
	4000K, 80+ CRI **or** 90+ CRI	40K **or** 940K	
	Single Circuit	—	**1C**
	120/277 UNV Voltage	—	**UNV**
	Control System & Dimming Level		
	0-10V - 1% Dimming	L11	
	0-10V - 10% Dimming (Not Right Light as standard, consult factory)	LD1	
	Mounting		
	15/16" Grid	G1	
	9/16" Grid	G2	
	Slot Tee	ST	
	Drywall Frame Kit	F	
	Surface Mount	SM	
	Factory Options		
	Chicago Plenum	CP	
	Emergency Battery Pack[1] with Integral Test Switch	EM	
	6' New York City Flex Whip (120V)	FNY1	
	6' New York City Flex Whip (277V)	FNY2	
	6' Flex Whip	FW	
	Finish: Matte White Finish	—	**WH**

†10 DAY

Equation 2 2' x 4'

	Equation 2	—	**FEQ2**
	Nominal Size: 2' x 4'	—	**24**
	Shielding		
	Opal Acrylic Lens	AC	
	MicroGlow Prismatic Lens	MG	
	Lumen Output		
Standard	4000 Lumens	4000L	
Standard	4500 Lumens	4500L	
Standard	5000 Lumens	5000L	
Standard	5500 Lumens	5500L	
High Efficiency	4000 Lumens	4000LH	
High Efficiency	4500 Lumens	4500LH	
High Efficiency	5000 Lumens	5000LH	
High Efficiency	5500 Lumens	5500LH	
High Efficiency	6000 Lumens	6000LH	
High Efficiency	6500 Lumens	6500LH	
	Color Temperature		
	3000K, 80+ CRI **or** 90+ CRI	30K **or** 930K	
	3500K, 80+ CRI **or** 90+ CRI	35K **or** 935K	
	4000K, 80+ CRI **or** 90+ CRI	40K **or** 940K	
	Single Circuit	—	**1C**
	120/277 UNV Voltage	—	**UNV**
	Control System & Dimming Level		
	0-10V - 1% Dimming	L11	
	0-10V - 10% Dimming (Not Right Light as standard, consult factory)	LD1	
	Mounting		
	15/16" Grid	G1	
	9/16" Grid	G2	
	Slot Tee	ST	
	Drywall Frame Kit	F	
	Surface Mount	SM	
	Factory Options		
	Chicago Plenum	CP	
	Emergency Battery Pack[1] with Integral Test Switch	EM	
	6' New York City Flex Whip (120V)	FNY1	
	6' New York City Flex Whip (277V)	FNY2	
	6' Flex Whip	FW	
	Finish: Matte White Finish	—	**WH**

†10 DAY

ARCHITECTURAL TROFFERS

Luna LED 2' x 2'

Luna LED	—	**FLUL**
Nominal Size: 2' x 2'	—	**22**
Shielding: Perforated Shield	—	**PS**
Lumen Output		
2000 Lumens	2000L	
2500 Lumens	2500L	
3000 Lumens	3000L	
3500 Lumens	3500L	
4000 Lumens (LD1 & L11 only.)	4000L	
Color Temperature		
3000K, 80+ CRI **or** 90+ CRI	30K **or** 930K	
3500K, 80+ CRI **or** 90+ CRI	35K **or** 935K	
4000K, 80+ CRI **or** 90+ CRI	40K **or** 940K	
Single Circuit	—	**1C**
120/277 UNV Voltage	—	**UNV**
Control System & Dimming Level		
0-10V - 1% Dimming	L11	
0-10V - 10% Dimming	LD1	
Mounting		
Grid	G	
Slot Tee	ST	
Drywall Frame Kit	F	
Factory Options		
Chicago Plenum	CP	
Emergency Battery[1]	EM	
Positional Clips	EQ	
6' Flex Whip	FW	
Finish: Matte White Finish	—	**WH**

†10 DAY

Luna LED 2' x 4'



Luna LED	—	**FLUL**
Nominal Size: 2' x 4'	—	**24**
Shielding: Perforated Shield	—	**PS**
Lumen Output		
3000 Lumens*	3000L	
3500 Lumens*	3500L	
4000 Lumens	4000L	
4500 Lumens	4500L	
5000 Lumens	5000L	
5500 Lumens	5500L	
6000 Lumens*	6000L	
6500 Lumens*	6500L	
7000 Lumens* (*LD1 & L11 only.)	7000L	
Color Temperature		
3000K, 80+ CRI **or** 90+ CRI	30K **or** 930K	
3500K, 80+ CRI **or** 90+ CRI	35K **or** 935K	
4000K, 80+ CRI **or** 90+ CRI	40K **or** 940K	
Single Circuit	—	**1C**
120/277 UNV Voltage	—	**UNV**
Control System & Dimming Level		
0-10V - 1% Dimming	L11	
0-10V - 10% Dimming	LD1	
Mounting		
Grid	G	
Slot Tee	ST	
Drywall Frame Kit	F	
Factory Options		
Chicago Plenum	CP	
Emergency Battery[1]	EM	
Positional Clips	EQ	
6' Flex Whip	FW	
Finish: Matte White Finish	—	**WH**

†10 DAY