

ID SERIES - TRIM AND LAMP MECHANISM

SAFETY AND INSTALLATION INSTRUCTIONS

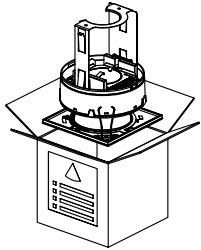
FIXTURES MUST BE INSTALLED BY A QUALIFIED ELECTRICIAN (CHECK WITH LOCAL AND NATIONAL CODES FOR PROPER INSTALLATION). TO PREVENT ELECTRICAL SHOCK, DISCONNECT ELECTRICAL SUPPLY BEFORE INSTALLATION OR SERVICING.

IDENTIFY MECHANISM:

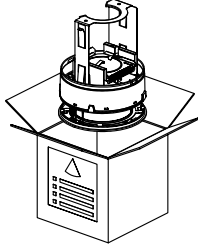
U.S. Patent:
US 7,748,868, B2

TRIM AND LAMP MECHANISM PROVIDED SEPARATE FROM HOUSING.
TO AVOID DAMAGE, INSTALL AFTER CEILING IS FINISHED.

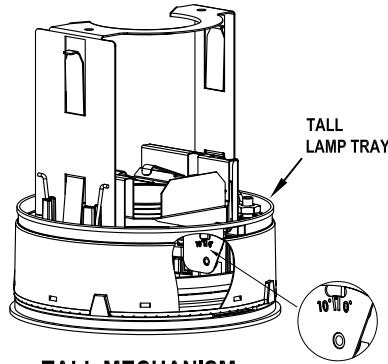
LAMP MECHANISM SUPPLIED
ACCORDING TO TRIM SPECIFICATION.



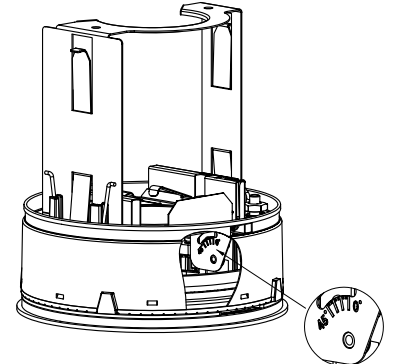
MECHANISM WITH
SQUARE TRIM



MECHANISM WITH
ROUND TRIM

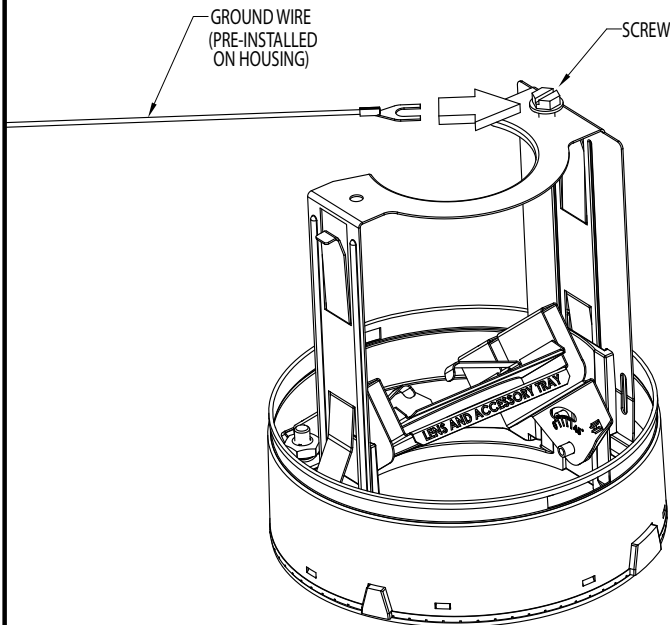


TALL MECHANISM
ADJUST 0 - 10°
PART # 13137



SHORT MECHANISM
ADJUST 0 - 45°
PART # 13136

GROUND WIRE INSTALLATION:
INSTALL GROUND WIRE AS SHOWN AND TIGHTEN SCREW.



CONTRACTOR IS RESPONSIBLE FOR ADEQUATELY REINFORCING WALLS AND/OR CEILINGS TO SUPPORT FIXTURE WEIGHT. FOCAL POINT, L.L.C. ACCEPTS NO RESPONSIBILITY FOR INADEQUATELY REINFORCED WALLS AND/OR CEILINGS.

THE INFORMATION CONTAINED IN THIS DRAWING IS THE SOLE PROPERTY OF FOCAL POINT LLC. ANY REPRODUCTION IN PART OR WHOLE WITHOUT THE WRITTEN PERMISSION OF FOCAL POINT LLC IS PROHIBITED. 2012 © FOCAL POINT LLC



FOCAL POINT

INSTALLATION GUIDE NO.

IS0238

DWG. NO.

REV. E