

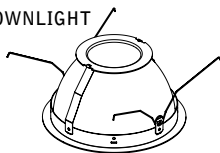
id® led 6" round trim

L6 | L6EM

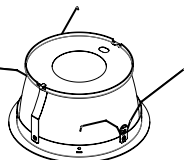


FOCAL POINT

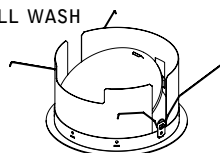
DOWNLIGHT



DOWNLIGHT
INTEGRAL
EMERGENCY



WALL WASH



KEY



POWER OFF



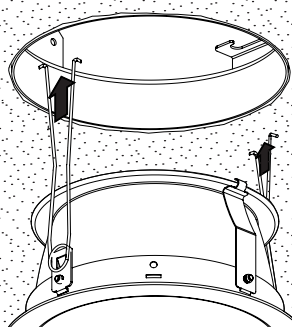
ATTENTION



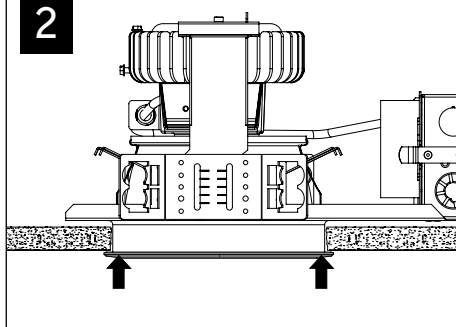
POWER ON

DOWNLIGHT

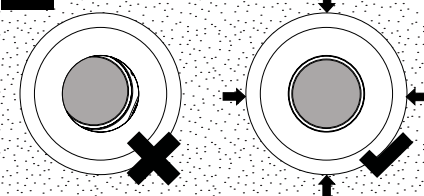
1



2



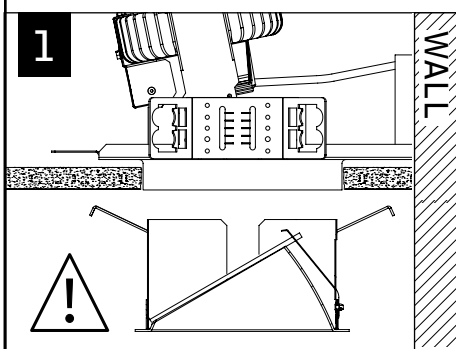
3



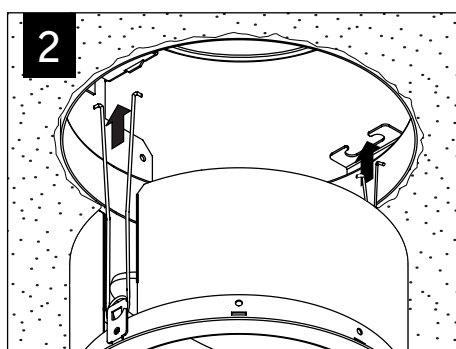
CENTER TRIM ON LED MODULE

WALL WASH

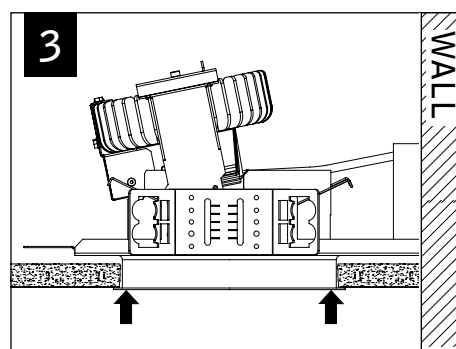
1



2



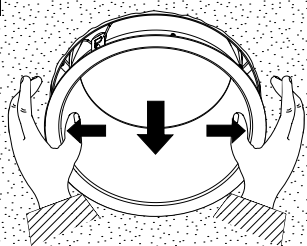
3



TRIM REMOVAL ⚠ DO NOT PULL ON TRIM FLANGE

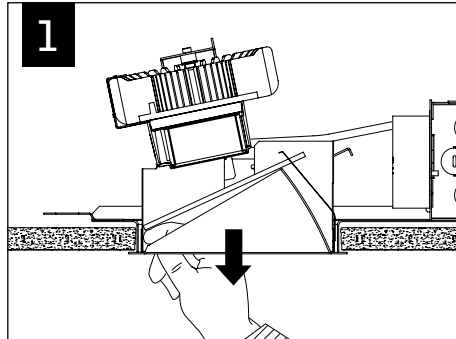
DOWNLIGHT

1



WALL WASH

1



Luminaires must be installed by a qualified electrician (check with local and national codes for proper installation).
To prevent electrical shock, disconnect electrical supply before installation or servicing.

Contractor is responsible for adequately reinforcing walls and/or ceilings to support fixture weight. Focal Point, LLC accepts no responsibility for inadequately reinforced walls and/or ceilings. The information contained in this drawing is the sole property of Focal Point, LLC. Any reproduction in part or whole without the written permission of Focal Point, LLC is prohibited.