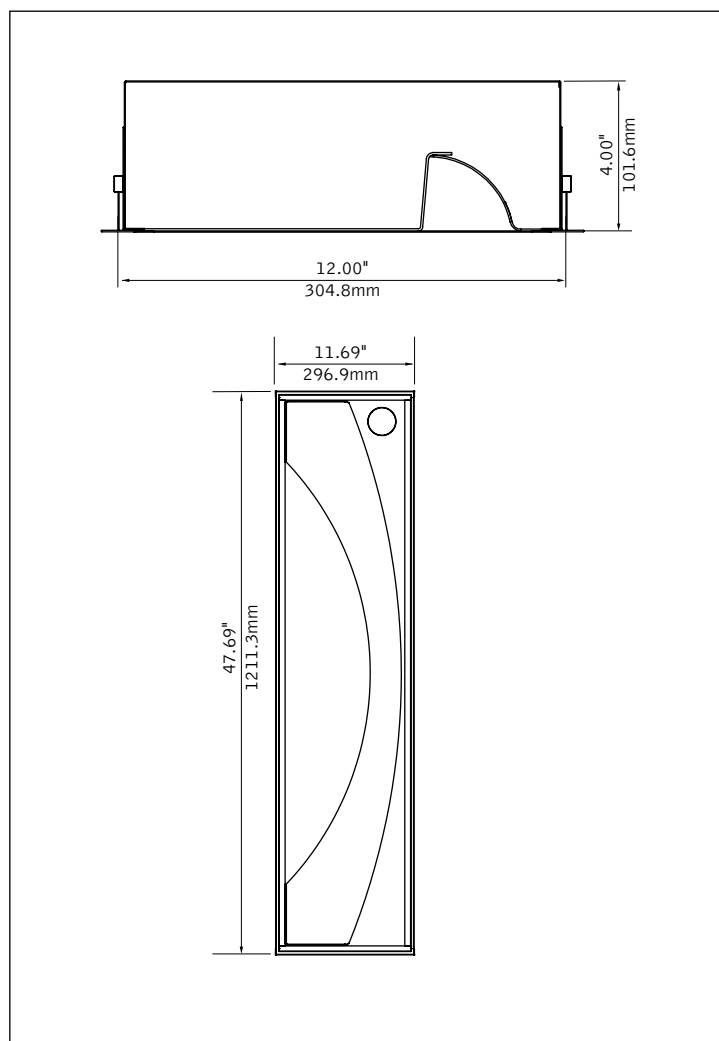


Saros Duo™ Ambient + Exam + Reading Light



DIMENSIONAL DATA



FEATURES

Patent pending recessed patient bed tandem luminaire with ambient, exam and reading light functions with optional nightlight.

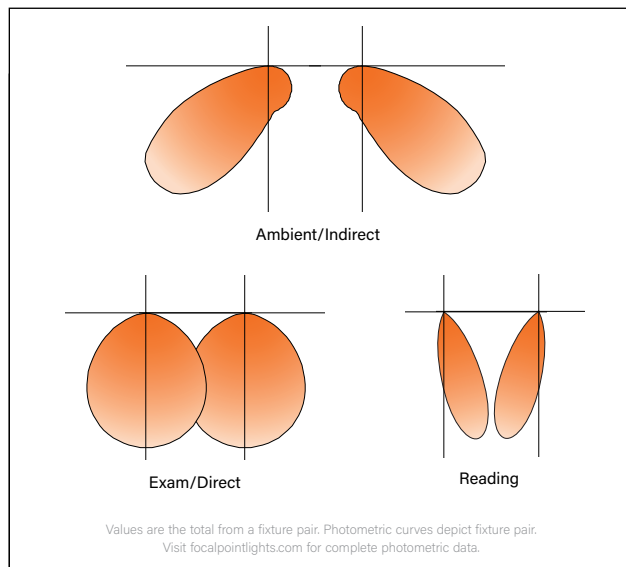
Aesthetically pleasing design provides brightness control, even illumination, and easy wipe down for cleaning.

Master and satellite configuration, connected with a low voltage whip, requiring a single power feed per pair.

Low profile housing suited for restricted plenum space.

Custom Curbell dimmable low voltage controller option enables dimming capabilities from a bedside pillow speaker.

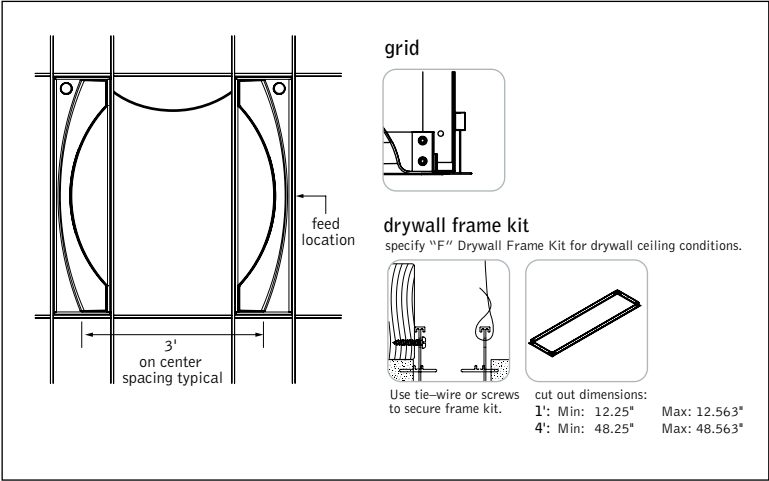
DISTRIBUTIONS



fixture:

project:

MOUNTING INFORMATION



SPECIFICATIONS

LED System

Proprietary linear LED module incorporates premium LEDs on a robust platform to achieve excellent thermal management. LEDs are placed to promote a uniform appearance. Ambient/Exam functions Available in 2700K, 3000K, 3500K and 4000K. Reading Light available in 2700K, 3000K, 3500K and 4000K. All functions available in both 80+ and 90+ CRI options. 3500K and 4000K with CRI>90 have a cyanosis observation index (COI) of 3.3 or less. 0-10V dimming driver standard. LED modules and drivers are replaceable from below. Color accuracy <3 SDCM.

Construction

Steel housing. Easy maintenance via drop-down diffuser door assembly. Convenient access plates for electrical connections. Positional clips standard. Weight: will not exceed 25lbs. per luminaire.

Optic

Matte white ambient reflector provides pleasant indirect lighting. Exam LEDs are asymmetrically angled to focus light on the patient bed.

Electrical

An optional Low Voltage Controller (LVC) allows control of the light sources from a pillow speaker, bed communication side rail device, or momentary dry contact switch. The LVC is configurable to operate with one to three switches, depending on the number of light sources in the fixture and the configuration of buttons on the pillow speaker. The controller also enables dimming of the light sources. It is FCC compliant and will not cause harmful interference. LVC leads are factory labeled. Amber nightlight (NGT) provided with 120/277 connection and operates independent of LVC.

Labels

UL and cUL listed. Suitable for Dry or Damp Locations, indoor use only.

Finish

Polyester powder coat applied over a multi-stage pre-treatment. Optional antimicrobial polyester powder coat applied over a multi-stage pre-treatment.

Lumen Maintenance

Reported: L70>72,000 hours Calculated: L70 at 180,000 hours
Derived from EPA TM-21 calculator. Based on typical conditions, consult factory for additional data.

Reliability

At Focal Point, our products are designed to stand the test of time. Each luminaire is engineered using superior components, manufactured with the utmost care and rigorously tested. Contact us for reliability data.

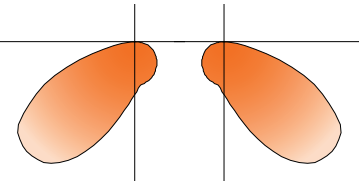
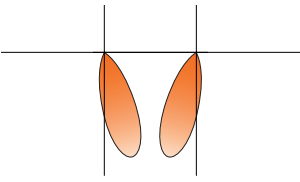
Warranty

LED system rated for operation in ambient environments up to 25°C. 5-year limited warranty.

PERFORMANCE CHART - SEEM PAGE 3

ORDERING		
Luminaire Series		FSRO2R
Saros Duo		FSRO2R
Ambient + Exam + Reading		
Nominal Size		14
1' x 4'		14
Ambient/ Indirect Source	Pair Total - Lumen Output	
	4400 Lumens	4400A
	5600 Lumens	5600A
	Color Temperature	
	2700K, 80+ CRI or 90+ CRI	27K or 927K
Exam/ Direct Source	3000K, 80+ CRI or 90+ CRI	30K or 930K
	3500K, 80+ CRI or 90+ CRI	35K or 935K
	4000K, 80+ CRI or 90+ CRI	40K or 940K
	Pair Total - Lumen Output	
	5900 Lumens	5900E
Reading Source	9200 Lumens	9200E
	11000 Lumens	11000E
	Color Temperature	
	2700K, 80+ CRI or 90+ CRI	27K or 927K
	3000K, 80+ CRI or 90+ CRI	30K or 930K
	3500K, 80+ CRI or 90+ CRI	35K or 935K
	4000K, 80+ CRI or 90+ CRI	40K or 940K
	Lumen Output	
	1500 Lumens	1500R
	1900 Lumens	1900R
	Color Temperature	
	2700K, 80+ CRI or 90+ CRI	27K or 927K
	3000K, 80+ CRI or 90+ CRI	30K or 930K
	3500K, 80+ CRI or 90+ CRI	35K or 935K
	4000K, 80+ CRI or 90+ CRI	40K or 940K
Circuit		3C
Three Circuit		3C
Voltage		UNV
120/277 Volt		UNV
Control System & Dimming Level		
0-10V - 1% Dimming		L11
0-10V - 10% Dimming		LD1
Low Voltage Controller - On/Off		LVCB
(2-button pillow speaker controls ambient & reader sources)		
Low Voltage Controller - 1% Dimming		LVC1B
(2-button pillow speaker controls ambient & reader sources)		
Low Voltage Controller - Step Dimming		LVCPB
(2-button pillow speaker controls ambient & reader sources)		
(Consult factory for alternate LVC wiring configurations or Acuity nLight & Wattstopper DLM options)		
Mounting		
Drywall Frame Kit		F
Grid		G
Factory Options		
Amber Nightlight		NGT
Chicago Plenum		CP
(not available with Flex Whip)		
Emergency Circuit		EC
(Consult factory for LVC options)		
Emergency Circuit with Generator Transfer Device		ECGT
(120/277 Volt only. Not available with EC. Consult factory for LVC options)		
6' New York City Flex Whip (120V)		FN1Y
6' New York City Flex Whip (277V)		FN2Y
6' Flex Whip		FW
Finish		
Matte Satin White		WH
Matte Satin White Antimicrobial		WHA

FIXTURE PAIR PERFORMANCE CHART (FSR02)

	Function/ Source	Lumen Output	Tested System Watts	80+ CRI		90+ CRI	
				Delivered Lumens	LPW	Delivered Lumens	LPW
	Ambient/ Indirect	4400	55.0	4430	80.5	3808	69
		5600	74.7	5640	75.5	4850	65
	Exam/ Direct	5900	42.6	5950	139.7	5074	119
		9200	70.4	9242	131.3	7880	112
		11000	89.4	11286	126.2	9646	108
	Reading	1500	16.7	1565	93.9	1337	80
		1900	22.5	1993	88.4	1706	76

Values are the total from a fixture pair. Ambient/Indirect and Reading Light based on 2700K. Exam/Direct based on 3500K. Lumen output may vary +/- 5%. Actual wattage may vary +/- 5%.

LUMEN MULTIPLIER CHART

Color Temp	Ambient/Indirect	Exam/Direct	Reading Light
2700K	1.00	0.93	1.00
3000K	1.04	0.97	1.05
3500K	1.07	1.00	1.09
4000K	1.10	1.03	1.11

IES files for 80 & 90 CRI are available to download from focalpointlights.com/saros