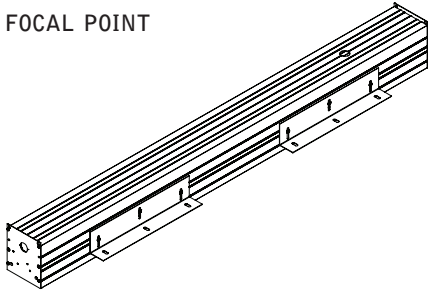


seem™ XFN & XFW mounting bracket

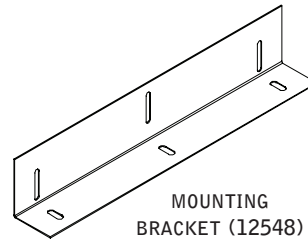


FOCAL POINT



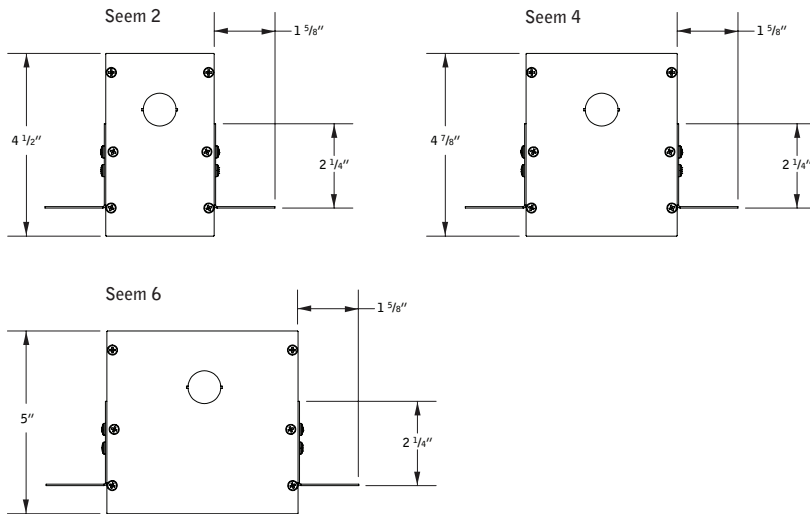
PARTS LISTS

(72010)
(8-18 x 1/4 SELF TAPPING
SCREW)



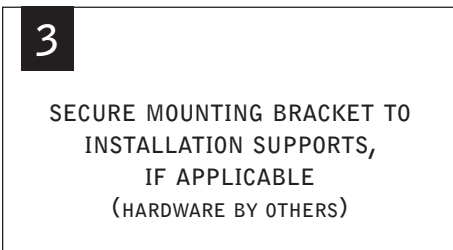
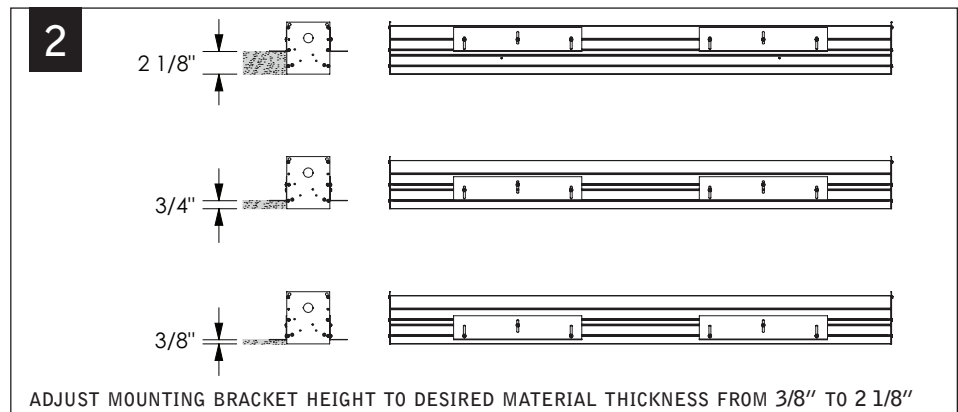
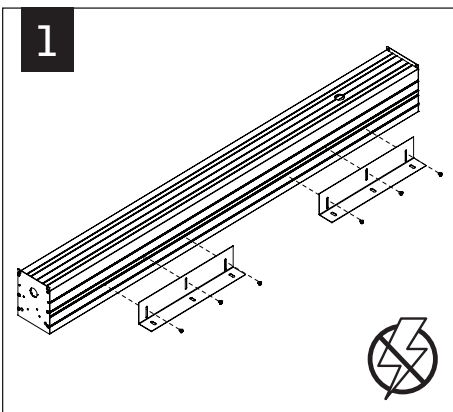
KEY

- POWER OFF
- POWER ON
- ATTENTION



FIXTURE LENGTH	NUMBER OF MOUNTING KITS
1' 11"	1
2'	1
2' 11"	1
3'	2
4'	2
4' 11"	2
5'	3
6'	3
6' 11"	3
7'	4
7' 11"	4
8'	4

MOUNTING BRACKET INSTALLATION



Luminaires must be installed by a qualified electrician (check with local and national codes for proper installation).
To prevent electrical shock, disconnect electrical supply before installation or servicing.