Seem® 2

LED DIRECT/INDIRECT

FOCAL POINT®

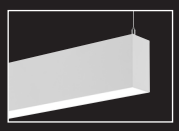
flush lens

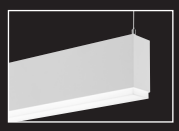
0.5" pop-down lens

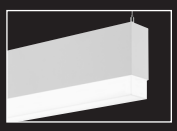
1.5" pop-down lens

corner detail


wall mount companion

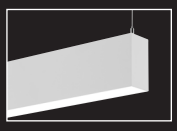
direct only companion


recessed companion

DIMENSIONAL DATA

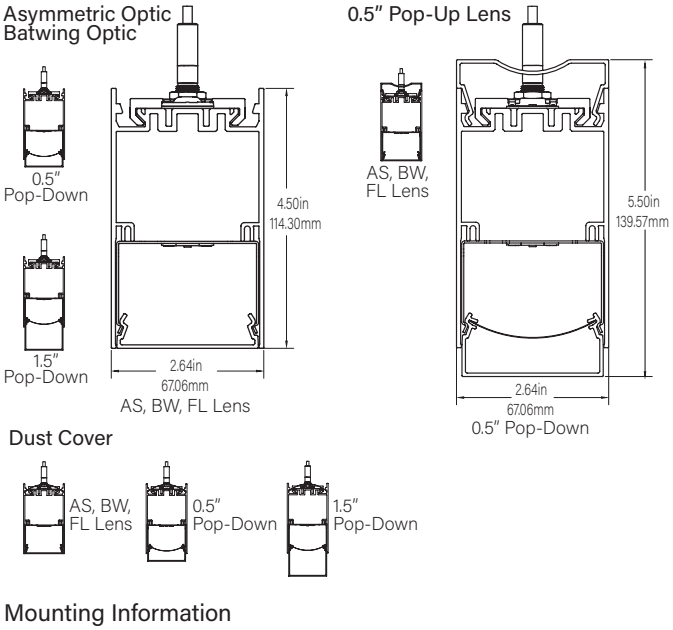

Mounting Information

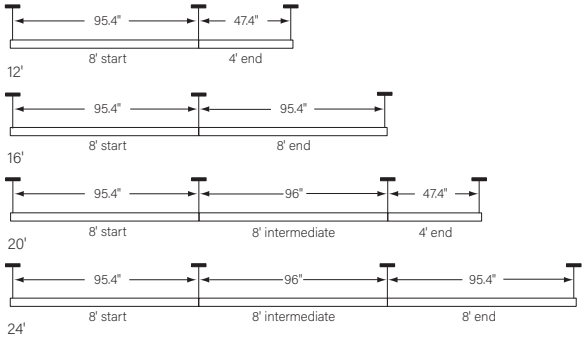

Consult factory for additional row length information.

FEATURES

Narrow extruded aluminum 2.5" linear direct/indirect LED with indirect Asymmetric Optic, Batwing Optic, and Pop-lens options.

Frosted acrylic lenses provide uninterrupted illumination, without pixels or shadows.

Individual units and continuous runs in 1' increments.

Preferred Light: Lighting for better color rendition and human preference.

Connected Solutions: Integrates with wired and wireless building lighting control systems.

PoE compatible: Integrates with Power over Ethernet lighting systems via standard, low-voltage wires.

DISTRIBUTIONS

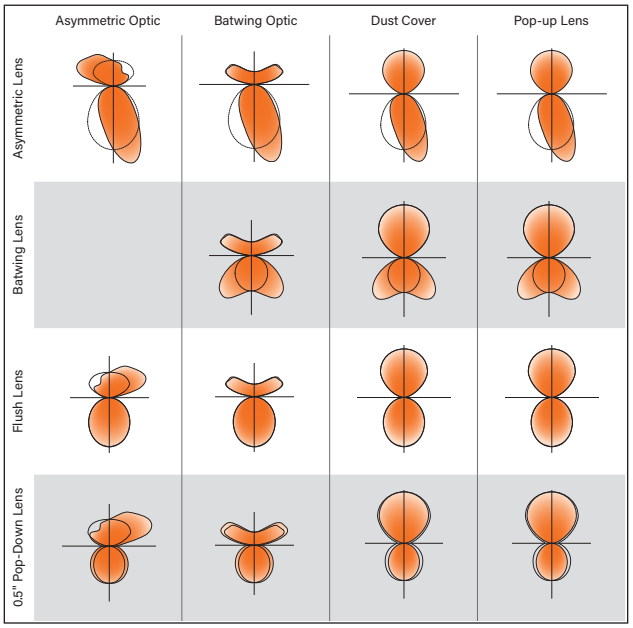

Photometric performance is measured in accordance with IESNA LM-79.
Visit focalpointlights.com for complete photometric data.

MOUNTING INFORMATION

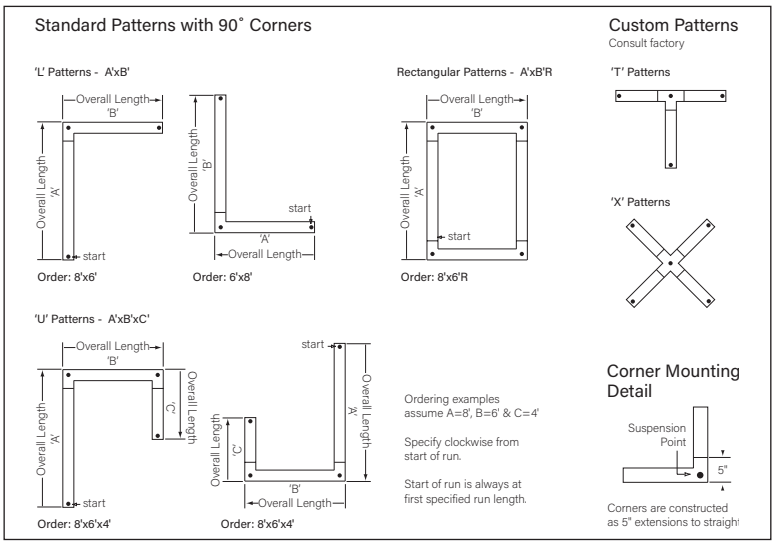

SPECIFICATIONS

LED System
Proprietary linear LED module incorporates premium LEDs on a robust platform to achieve excellent thermal management. LEDs are placed to promote a uniform appearance. Available in 2700K, 3000K, 3500K or 4000K with CRI>80 or CRI>90. 3500K and 4000K with CRI>90 have a cyanosis observation index (COI) of 3.3 or less. LED modules and drivers are replaceable from below. Color accuracy <3 SDCM.

Construction
One piece extruded aluminum housing. Cast aluminum end caps. 8' unit weight: 30 lbs.

Optic
Reflectors fabricated of 20 Ga. steel finished in Matte White powder coat.
Extruded acrylic lens with frosted finish, up to 8' continuous.

Electrical
Luminaires are pre–wired with factory installed branch circuit wiring and over-molded quick connects. Standard 120-277V constant current driver includes 0-10V analog dimming. Power factor > .9. PoE compatible: Integrates with Power over Ethernet lighting systems via standard, low-voltage wires. PoE runs require an independent PoE node and power feed for each luminaire section.

Emergency
Emergency Battery output - 10 watts for 90 minutes. Maximum mounting height: 20 ft.
Emergency Circuit with Connected Solutions (NLT1, ENL1, CLM1, DLM1) shipped standard with leads to connect UL924 compliant device, by others.

Labels
UL and cUL listed. Suitable for Dry or Damp Locations, indoor use only.

Finish
Polyester powder coat applied over a multi-stage pre–treatment.

Lumen Maintenance
Reported: L70 at >61,000 hours
L90 at >61,000 hours

Calculated: L70 at 257,000 hours
L90 at 69,000 hours

Derived from EPA TM-21 calculator. Based on typical conditions, consult factory for additional data.

Reliability
At Focal Point, our products are designed to stand the test of time. Each luminaire is engineered using superior components, manufactured with the utmost care and rigorously tested. Contact us for reliability data.

Warranty
LED system rated for operation in ambient environments up to 25°C. 5-year limited warranty.

4' PERFORMANCE CHARTS
See page 3 & 4.

INDIRECT ASYMMETRIC
Standard Application Example

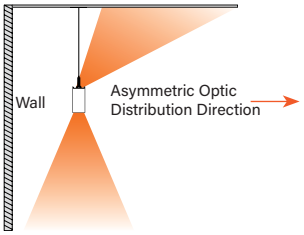

DIRECT/INDIRECT ASYMMETRIC
Standard Application Example

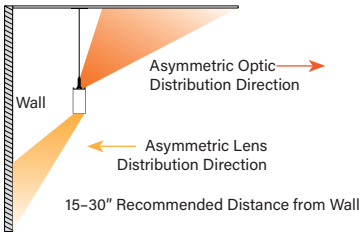

Focal Point LLC reserves the right to change specifications for product improvement without notification.

ORDERING

			FSM2BS
	Luminaire Series		
	Seem 2 LED Direct / Indirect	FSM2BS	
	Shielding		
Asymmetric Optic top	Asymmetric Lens bottom	ASAS	
	Flush Lens bottom	ASFL	
	0.5" Pop-down Lens bottom	ASPD05	
Asymmetric Optic top	1.5" Pop-down Lens bottom (Individual Units Only)	ASPD15	
Batwing Optic top	Asymmetric Lens bottom	BWAS	
	Batwing Lens bottom	BWBW	
	Flush Lens bottom	BWFL	
	0.5" Pop-down Lens bottom	BWPD05	
Batwing Optic top	1.5" Pop-down Lens bottom (Individual Units Only)	BWPD15	
Dust Cover top	Asymmetric Lens bottom	DCAS	
	Batwing Lens bottom	DCBW	
	Flush Lens bottom	DCFL	
	0.5" Pop-down Lens bottom	DCPD05	
Dust Cover top	1.5" Pop-down Lens bottom (Individual Units Only)	DCPD15	
0.5" Pop-up Lens top	Asymmetric Lens bottom	PUAS	
	Batwing Lens bottom	PUBW	
	Flush Lens bottom	PUFL	
	0.5" Pop-down Lens bottom	PUPD05	
	Direct Distribution		
	125 Lumens per foot (LD1 & L11 Only)	125DN	
	250 Lumens per foot	250DN	
	375 Lumens per foot	375DN	
	500 Lumens per foot	500DN	
	625 Lumens per foot	625DN	
	750 Lumens per foot	750DN	
	875 Lumens per foot	875DN	
	1000 Lumens per foot	1000DN	
	Indirect Distribution		
	250 Lumens per foot	250UP	
	375 Lumens per foot	375UP	
	500 Lumens per foot	500UP	
	625 Lumens per foot	625UP	
	750 Lumens per foot	750UP	
	875 Lumens per foot	875UP	
	1000 Lumens per foot	1000UP	
	1250 Lumens per foot (Not available with Pop-up Lens.)	1250UP	
	Color Temperature		
	2700K, 80+ CRI or 90+ CRI	27K or 927K	
	3000K, 80+ CRI or 90+ CRI	30K or 930K	
	3500K, 80+ CRI or 90+ CRI	35K or 935K	
	4000K, 80+ CRI or 90+ CRI	40K or 940K	
	3500K, Preferred Light (Not available with EM)	P35K	
	Circuits & Zones		
	1 Circuit, non-emergency	1C	
	2 non-emergency circuits provide independent control of Direct and Indirect sources (Not available with NLT1, ENL1, CLM1, DLM1)	2C	
	Consult Ordering Guide on page 6 for multiple circuiting and zoning options	_C_Z_DL	
	Voltage		
	120/277 UNV Volt	UNV	
	347V (LD1 & L11 only)	347	
	Low voltage	LV	
	Control System & Dimming Level		
	0-10V - 10% Dimming	LD1	
	0-10V - 1% Dimming	L11	
	Low-voltage, PoE compatible (No driver. Not available with EM or EC. LV Voltage only.)	LVN	
	Lutron Hi-Lume EcoSystem (LDE1) - 1% Dimming	LH1	
	DALI 1% Dimming (750, 875, 1000 DN or UP, 1250UP consult factory.)	D11	
	Acuity nLight - 1% Dimming* (Individual Units Only. 750, 875, 1000 DN or UP, 1250UP consult factory.)	NLT1	
	Enlighted Smart Sensor - 1% Dimming**	ENL1	
	Encelium CLM Connected*	CLM1	
	Lighting Module - 1% Dimming (Compatible with Encelium X Light Management System.)		
	Wattstopper DLM - 1% Dimming* (Individual Units Only)	DLM1	
	Mounting		
	24" Cable Suspension	C24__	
	48" Cable Suspension	C48__	
	96" Cable Suspension	C96__	
	(Specify canopy color White (WH), Black (BK) or Titanium Sliver (TS). Example: C24WH.) (Specify one of the following in place of "C" J - for 2" canopies at non–feed locations. CS - for sloped ceiling applications.)		
	Factory Options (See Ordering Guide on page 6 for ordering details for DC, EC, EM & ECD.)		
	Black Cord	BKCD	
	Daylight Circuit	_DC	
	Emergency Circuit	_EC	
	Emergency Battery Pack†	_EM	
	Emergency Control Device†	_ECD	
	†(4' minimum. 120/277 Volt only. 5' minimum with Connected Solutions.)		
	Finish		
	Black	BK	
	Titanium Silver	TS	
	Matte White Housing	WH	
	Luminaire Length		
	Specify luminaire/row length in 1' increments (4' minimum. Leave blank for patterns. Smaller increments available, consult factory.)	X'	
	Pattern Options (4' minimum length)		
	'L' pattern	A' x B'	
	'U' pattern	A' x B' x C'	
	Rectangular pattern	A' x B' R	
	(Consult factory for other pattern options) *Not available with Pop-Up or Pop-Down Lens options. **Not available with Pop-Down Lens options.		

QS 10 DAY Options in orange qualify for the Quickship program. 1000' total. Refer to Quickship Guide for complete details including EM/EC options.

4' PERFORMANCE CHART

Direct Distribution	Indirect Distribution	Distribution % (Direct/Indirect)	Total Delivered Lumens	Tested System Watts	Lumens Per Watt (LPW)								
					ASAS	ASFL	ASPD05	ASPD15	BWAS	BWBW	BWFL	BWPD05	BWPD15
125DN	250UP	33/67	1500	14	106	103	100	101	111	109	108	105	105
	375UP	25/75	2000	18	112	110	108	108	118	117	116	113	114
	500UP	20/80	2500	21	117	115	113	113	120	119	118	116	116
	625UP	17/83	3000	25	119	117	115	116	122	121	120	119	119
	750UP	14/86	3500	29	117	116	114	115	121	120	119	118	118
	875UP	13/87	4000	33	118	117	115	116	122	121	120	119	119
	1000UP	11/89	4500	38	119	118	117	117	122	122	121	120	120
	1250UP	9/91	5500	47	120	119	118	118	123	123	122	121	122
250DN	250UP	50/50	2000	18	113	108	104	105	117	114	111	107	109
	375UP	40/60	2500	22	117	113	109	111	122	120	118	114	115
	500UP	33/67	3000	25	120	116	113	114	123	121	119	116	117
	625UP	29/71	3500	29	122	118	115	117	125	123	121	118	119
	750UP	25/75	4000	33	120	117	114	115	123	122	120	117	118
	875UP	22/78	4500	37	120	118	115	116	124	122	121	119	119
	1000UP	20/80	5000	42	121	118	116	117	124	123	122	120	121
	1250UP	17/83	6000	51	121	119	117	118	125	124	123	121	122
375DN	250UP	60/40	2500	22	118	108	106	105	121	118	111	109	108
	375UP	50/50	3000	26	121	112	110	110	125	122	116	114	114
	500UP	43/57	3500	29	123	115	113	113	125	123	118	116	115
	625UP	38/62	4000	33	124	117	115	115	126	124	120	118	118
	750UP	33/67	4500	37	122	116	115	114	125	123	119	117	117
	875UP	30/70	5000	41	122	117	115	115	125	123	120	118	118
	1000UP	27/73	5500	46	122	118	116	116	125	124	121	119	119
	1250UP	23/77	6500	55	122	118	117	117	126	124	122	121	120
500DN	250UP	67/33	3000	27	120	109	106	106	123	119	112	109	108
	375UP	57/43	3500	30	122	113	110	110	126	123	116	113	113
	500UP	50/50	4000	34	124	115	113	113	126	123	117	115	115
	625UP	44/56	4500	37	125	117	115	114	127	124	119	117	117
	750UP	40/60	5000	42	123	116	114	114	125	123	118	116	116
	875UP	36/64	5500	46	123	117	115	115	126	124	119	117	117
	1000UP	33/67	6000	50	123	117	116	116	126	124	120	118	118
	1250UP	29/71	7000	59	123	118	117	117	126	124	121	120	120
625DN	250UP	71/29	3500	32	119	108	104	104	121	117	110	106	106
	375UP	63/37	4000	36	121	111	108	107	124	121	113	111	110
	500UP	56/44	4500	39	123	113	110	110	124	121	115	112	112
	625UP	50/50	5000	42	123	115	112	112	125	122	116	114	114
	750UP	45/55	5500	47	122	114	112	112	124	122	116	114	114
	875UP	42/58	6000	51	122	115	113	113	124	122	117	115	115
	1000UP	38/62	6500	55	122	116	114	114	125	123	118	116	116
	1250UP	33/67	7500	64	122	117	115	115	125	123	119	118	118
750DN	250UP	75/25	4000	37	121	109	104	103	122	118	111	105	105
	375UP	67/33	4500	40	122	112	107	106	125	121	114	109	109
	500UP	60/40	5000	43	123	114	109	109	125	122	115	111	110
	625UP	55/45	5500	47	124	115	111	110	126	123	117	112	112
	750UP	50/50	6000	52	123	115	111	110	125	122	116	113	112
	875UP	46/54	6500	56	123	115	112	111	125	122	117	114	113
	1000UP	43/57	7000	60	123	116	112	112	125	123	118	115	115
	1250UP	38/62	8000	69	123	117	114	114	125	123	119	116	116
875DN	250UP	78/22	4500	42	119	106	103	102	120	116	108	104	104
	375UP	70/30	5000	46	120	109	106	105	122	119	111	108	107
	500UP	64/36	5500	49	121	111	108	107	123	119	112	109	109
	625UP	58/42	6000	53	122	112	109	109	124	121	114	111	111
	750UP	54/46	6500	57	121	112	109	109	123	120	114	111	111
	875UP	50/50	7000	61	121	113	110	110	123	120	115	112	112
	1000UP	47/53	7500	66	121	113	111	111	124	121	116	113	113
	1250UP	41/59	8500	75	122	115	113	112	124	122	117	115	115
1000DN	250UP	80/20	5000	48	118	107	103	103	120	116	108	105	104
	375UP	73/27	5500	51	120	109	106	105	122	118	111	108	107
	500UP	67/33	6000	54	121	111	108	107	122	119	112	109	108
	625UP	62/38	6500	58	122	112	109	109	123	120	114	111	110
	750UP	57/43	7000	63	121	112	109	109	122	119	114	111	110
	875UP	53/47	7500	67	121	113	110	110	123	120	114	112	111
	1000UP	50/50	8000	71	121	113	111	111	123	120	115	113	113
	1250UP	44/56	9000	80	121	114	112	112	123	121	117	114	114

*Based on 3500K, 4' lengths. Lumen Multipliers: Preferred Light = 0.65, 90 CRI = 0.87, Delivered lumens may vary +/- 5%. Actual wattage may vary +/- 5%.

Direct Distribution	Indirect Distribution	Distribution % (Direct/Indirect)	Total Delivered Lumens	Tested System Watts	Lumens Per Watt (LPW)								
					DCAS	DCBW	DCFL	DCPD05	DCPD15	PUAS	PUBW	PUFL	PUPD05
125DN	250UP	33/67	1500	14	112	110	109	106	106	103	101	100	97
	375UP	25/75	2000	18	116	115	114	111	112	109	107	106	104
	500UP	20/80	2500	21	121	120	119	117	117	112	111	110	108
	625UP	17/83	3000	25	123	122	121	120	120	111	110	109	108
	750UP	14/86	3500	29	122	121	120	119	119	112	111	110	109
	875UP	13/87	4000	33	123	122	121	120	120	112	111	111	110
	1000UP	11/89	4500	38	124	123	122	121	121	113	112	112	111
	1250UP	9/91	5500	47	125	124	124	123	123	—	—	—	—
250DN	250UP	50/50	2000	18	118	115	112	108	110	110	108	105	101
	375UP	40/60	2500	22	120	118	116	112	113	114	112	110	106
	500UP	33/67	3000	25	124	122	120	116	118	116	114	112	109
	625UP	29/71	3500	29	125	124	122	119	120	115	113	111	109
	750UP	25/75	4000	33	124	122	121	118	119	115	113	112	110
	875UP	22/78	4500	37	124	123	122	120	120	115	114	112	110
	1000UP	20/80	5000	42	125	124	123	121	121	115	114	113	111
	1250UP	17/83	6000	51	126	125	124	122	123	—	—	—	—
375DN	250UP	60/40	2500	22	122	119	112	109	109	115	112	106	103
	375UP	50/50	3000	26	123	121	115	112	112	118	115	110	107
	500UP	43/57	3500	29	126	124	118	116	116	119	117	112	110
	625UP	38/62	4000	33	127	125	120	119	118	117	115	111	110
	750UP	33/67	4500	37	126	124	120	118	118	117	115	112	110
	875UP	30/70	5000	41	126	124	121	119	119	117	115	112	111
	1000UP	27/73	5500	46	126	125	122	120	120	117	116	113	112
	1250UP	23/77	6500	55	127	126	123	122	122	—	—	—	—
500DN	250UP	67/33	3000	27	123	120	112	109	109	118	115	107	104
	375UP	57/43	3500	30	124	121	115	112	112	120	117	110	108
	500UP	50/50	4000	34	127	124	118	115	115	121	118	112	110
	625UP	44/56	4500	37	128	125	120	117	117	119	117	112	110
	750UP	40/60	5000	42	126	124	119	117	117	118	116	112	110
	875UP	36/64	5500	46	126	124	120	118	118	118	116	112	111
	1000UP	33/67	6000	50	127	125	121	119	119	118	117	113	111
	1250UP	29/71	7000	59	127	126	122	121	121	—	—	—	—
625DN	250UP	71/29	3500	32	122	118	110	107	107	117	114	106	103
	375UP	63/37	4000	36	123	119	112	109	109	119	116	109	106
	500UP	56/44	4500	39	125	122	115	113	112	120	117	111	108
	625UP	50/50	5000	42	126	123	117	115	114	118	116	110	108
	750UP	45/55	5500	47	125	122	117	115	114	118	116	111	109
	875UP	42/58	6000	51	125	123	118	116	116	118	116	111	109
	1000UP	38/62	6500	55	125	123	119	117	117	118	116	112	110
	1250UP	33/67	7500	64	126	124	120	119	118	—	—	—	—
750DN	250UP	75/25	4000	37	123	119	111	106	105	119	115	108	102
	375UP	67/33	4500	40	124	120	113	108	108	120	117	110	105
	500UP	60/40	5000	43	125	122	116	111	111	121	118	111	107
	625UP	55/45	5500	47	126	123	117	113	113	119	117	111	107
	750UP	50/50	6000	52	125	122	117	113	113	119	116	111	108
	875UP	46/54	6500	56	125	123	118	114	114	119	116	112	108
	1000UP	43/57	7000	60	126	123	119	115	115	119	117	112	109
	1250UP	38/62	8000	69	126	124	120	117	117	—	—	—	—
875DN	250UP	78/22	4500	42	121	117	108	105	104	117	113	105	102
	375UP	70/30	5000	46	121	118	110	107	106	118	115	107	104
	500UP	64/36	5500	49	123	120	112	110	109	119	116	109	106
	625UP	58/42	6000	53	124	121	114	111	111	118	115	109	106
	750UP	54/46	6500	57	123	120	114	112	111	118	115	109	107
	875UP	50/50	7000	61	124	121	115	113	113	118	115	109	107
	1000UP	47/53	7500	66	124	122	116	114	114	118	115	110	108
	1250UP	41/59	8500	75	125	123	118	116	116	—	—	—	—
1000DN	250UP	80/20	5000	48	120	116	109	105	104	117	113	106	102
	375UP	73/27	5500	51	121	117	110	107	106	118	114	108	104
	500UP	67/33	6000	54	122	119	112	109	109	119	115	109	106
	625UP	62/38	6500	58	123	120	114	111	111	118	115	109	106
	750UP	57/43	7000	63	123	120	114	111	111	118	115	109	107
	875UP	53/47	7500	67	123	120	115	112	112	118	115	110	107
	1000UP	50/50	8000	71	124	121	116	113	113	118	115	110	108
	1250UP	44/56	9000	80	124	122	117	115	115	—	—	—	—

*Based on 3500K, 4' lengths. Lumen Multipliers: Preferred Light = 0.65, 90 CRI = 0.87, Delivered lumens may vary +/- 5%. Actual wattage may vary +/- 5%.

CONNECTED™ SOLUTIONS

Seem® 2

LED DIRECT/INDIRECT

Focal Point provides flexibility in meeting the needs of each project by integrating with several building lighting control systems. A variety of sensors, drivers and other components can be specified that allow the luminaires to communicate with wired and wireless networks. All zoning can be digitally reconfigured through the application software. Daylight harvesting, occupancy sensing, integration with HVAC systems, and individual controls enable the monitoring and modulating of light levels and temperature in order to save energy, reduce costs and maximize occupants' comfort. All Connected Solutions luminaires require a compatible building control system.†

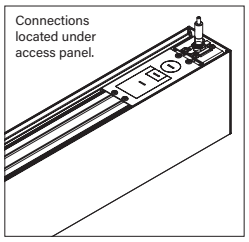

nLIGHT

nLight® provides a two-way wired digital lighting system allowing for on/off and dimming functionality, occupancy sensing, and multi-zone daylight harvesting.

Acuity nLight - 1% Dimming (NLT1)
Acuity Model #nEPS-60-IO

CAT-5 Cable provided by others.

enlighted™ A Siemens Company

Enlighted smart sensor allows for occupancy sensing, daylight harvesting, energy usage, temperature and light level control. Communicates wirelessly with the Enlighted network.

Enlighted Smart Sensor - 1% Dimming (ENL1)
Enlighted Model #SU-5E-IOT

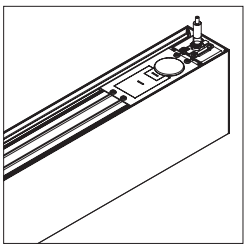

ENCELIUM

Encelium's Connected Lighting Module (CLM) is fully compatible with the Encelium X Light Management System, as well as with 0-10V and DALI based LED drivers to allow for individual luminaire control, including on/off and dimming functionalities, occupancy sensing, and multi-zone daylight harvesting.

Encelium CLM - 1% Dimming (CLM1)
Encelium Model #ZBHA-CLM-DIM-ENC

Serial labels will be provided on outside of luminaires and control unit.

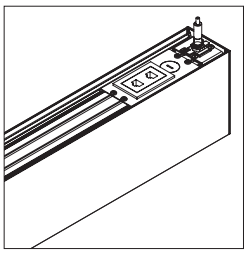

legrand® WATTSTOPPER®

A Digital Lighting Management (DLM) system that provides two-way wired communication between networked luminaires and control system to allow for on/off and dimming functionality, occupancy sensing and multi-zone daylight harvesting.

Wattstopper DLM - 1% Dimming (DLM1)
Wattstopper Model #LMFC-011

Segment Network Wire provided by others.

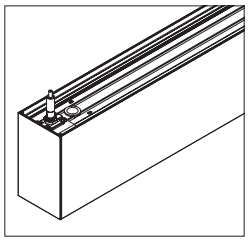

LUTRON®

A two-way digital network that enables on/off and dimming functionality, occupancy sensing, and multi-zone daylight harvesting working with Quantum®, Energi Savr Node™, and Energi TriPak® using EcoSystem® communication protocol.

Lutron Hi-Lume EcoSystem - 1% Dimming (LH1)
Lutron Model #LDE1

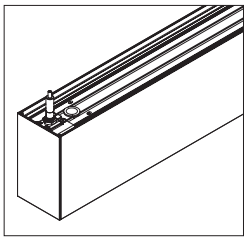

CRESTRON®

A two-way digital network that enables on/off and dimming functionality, occupancy sensing, and multi-zone daylight harvesting. Communicates with Zūm wireless and SpaceBuilder working with Zūm hub scheduling or FUSION management.

DALI - 1% Dimming (D11)
0-10V - 1% Dimming (L11)
Note: 0-10V is not a digital network but is compatible with Creston Zūm™ system.

CONNECTED SOLUTIONS DETAILS

Connected Solution	Model #	Protocol	Compatible Networks*	Occupancy	Daylight	Temperature Reporting	Communication to Luminaire	Drivers
Acuity nLight (NLT1)	nEPS-60-IO**	nLight	nLight	Enabled	Enabled	No	Wired	**eldoLED ECOdrive,** eldoLED SOLOdrive
Crestron (D11, L11)	Specified Driver	DALI 0-10V	Crestron Zūm Wireless & SpaceBuilder	Enabled	Enabled	No	Wired	**eldoLED ECOdrive (DALI), Advance by Signify (0-10V)**
Enlighted Smart Sensor (ENL1)	SU-5E-IOT**	Enlighted RF	Enlighted	Integrated	Integrated	Yes	Wireless	**Advance by Signify,** Optotronic by eldoLED
Legrand Wattstopper DLM (DLM1)	LMFC-011**	DLM	DLM	Enabled	Enabled	No	Wired	**Advance by Signify,** Optotronic by eldoLED
Lutron EcoSystem (LH1)	LDE1**	EcoSystem	Quantum, Energi Savr Node, Energi TriPak	Enabled	Enabled	No	Wired	**Lutron Hi-Lume**
Encelium CLM Connected Lighting Module (CLM1)	ZBHA-CLM-DIM-ENC*	ZigBee	Encelium X Light Management System	Enabled	Enabled	No	Wireless	**Optotronic by eldoLED** Advance by Signify

*Not all compatible networks may be listed. **For performance data and additional control system details please visit the connected solutions manufacturer websites. Primary drivers are listed in **bold.** To specify a particular driver please consult factory.
†Controls systems supplied by others.

Ordering Guide

Linear Circuitry, Zones & Factory Options

FOCAL POINT®

HOW TO USE THIS GUIDE

Fill out the worksheet on the following page to specify your requirements for circuitry, zones, and factory options.

Refer to the run chart for standard run configurations, consult factory for custom configurations.

Complete the Totals / Ordering Codes at the bottom of the worksheet and add to your ordering logic on the cut sheet.

Submit the worksheet along with your order.

EXAMPLE

TOTAL RUN LENGTH: 32ft **JOB NAME:** _____ **FIXTURE TYPE:** _____

HOUSING SECTION	SECTION LENGTH	SHARED ELECTRICAL FEED, NORMAL POWER			FACTORY OPTIONS			
					SEPARATE ELECTRICAL FEEDS			EM
		SWITCHING CIRCUIT	DIMMING ZONE	DAYLIGHT ZONE	DAYLIGHT CIRCUIT	EMERGENCY CIRCUIT	ECD	
1	8	1C	1Z					1EM
2	8	2C	2Z					
3	8	2C	2Z					
4	8				1DC			
Totals / Ordering Codes		**2C**	**2Z**		**1DC**			**1EM**

ORDERING: FSM4L-FL-625LF-35K- **2C2Z** -UNV-LD1-G2- **1DC-1EM** -WH-32ft

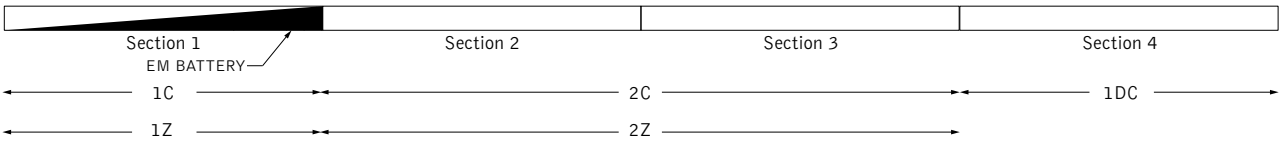

KEY	
C = Switching Circuit Switched Hot / Shared Neutral	**DC = Daylight Circuit** Switched Hot / Separate Neutral
Z = Dimming Zone Dimming Control Wires	**EC = Emergency Circuit** Switched Hot / Separate Neutral
DL = Daylight Zone Daylight Dimming Control Wires	**EM = Emergency Battery** Unswitched Hot / Shared Neutral
	ECD = Emergency Control Device Unswitched Hot / Separate Neutral

DEFAULTS

- Zones and Factory Options illuminate entire sections from 4' to 8' in length.
- One shared or isolated circuit and zone required per housing section.
- Limit of one EM or ECD per housing section.
- Additional electrical feed required for applications greater than three shared circuits and zones.
- Each DC, EC and ECD require an additional electrical feed.
- ECD not available in the same housing section as EC.
- Longer lead times and additional pricing may apply for custom run configurations.

CUSTOM LENGTHS

- If partial illumination of emergency or daylight section is required, indicate in ordering guide and add "partial illumination" in Order Notes. Drawing required.
- Engineering validation required, longer lead times may apply.

Ordering Guide Worksheet

Linear Circuitry, Zones & Factory Options

FOCAL POINT®

WORKSHEET

TOTAL RUN LENGTH: _____ **JOB NAME:** _____ **FIXTURE TYPE:** _____

HOUSING SECTION	SECTION LENGTH	SHARED ELECTRICAL FEED, NORMAL POWER			FACTORY OPTIONS			
					SEPARATE ELECTRICAL FEEDS			EM
		SWITCHING CIRCUIT	DIMMING ZONE	DAYLIGHT ZONE	DAYLIGHT CIRCUIT	EMERGENCY CIRCUIT	ECD	
1								
2								
3								
4								
5								
6								
7								
8								
9								
10								
11								
12								
13								
14								
15								
16								
17								
18								
19								
20								
Totals / Ordering Codes		_C	_Z	_DL	_DC	_EC	_ECD	_EM

Combine to create Circuits & Zones ordering code

Enter as individual Factory Options

RUN CHART

Run length (ft)	Housing Configuration Section Lengths	Run length (ft)	Housing Configuration Section Lengths	Run length (ft)	Housing Configuration Section Lengths	Run length (ft)	Housing Configuration Section Lengths
9	5 + 4	21	8 + 8 + 5	33	8 + 8 + 8 + 5 + 4	45	8 + 8 + 8 + 8 + 8 + 5
10	6 + 4	22	8 + 8 + 6	34	8 + 8 + 8 + 6 + 4	46	8 + 8 + 8 + 8 + 8 + 6
11	7 + 4	23	8 + 8 + 7	35	8 + 8 + 8 + 7 + 4	47	8 + 8 + 8 + 8 + 8 + 7
12	8 + 4	24	8 + 8 + 8	36	8 + 8 + 8 + 8 + 4	48	8 + 8 + 8 + 8 + 8 + 8
13	8 + 5	25	8 + 8 + 5 + 4	37	8 + 8 + 8 + 8 + 5		
14	8 + 6	26	8 + 8 + 6 + 4	38	8 + 8 + 8 + 8 + 6		
15	8 + 7	27	8 + 8 + 7 + 4	39	8 + 8 + 8 + 8 + 7		
16	8 + 8	28	8 + 8 + 8 + 4	40	8 + 8 + 8 + 8 + 8		
17	8 + 5 + 4	29	8 + 8 + 8 + 5	41	8 + 8 + 8 + 8 + 5 + 4		
18	8 + 6 + 4	30	8 + 8 + 8 + 6	42	8 + 8 + 8 + 8 + 6 + 4		
19	8 + 7 + 4	31	8 + 8 + 8 + 7	43	8 + 8 + 8 + 8 + 7 + 4		
20	8 + 8 + 4	32	8 + 8 + 8 + 8	44	8 + 8 + 8 + 8 + 8 + 4		

Standard run configurations, consult factory for custom configurations.