

Seem® 1 Indirect

Suspended | FSM1IS

PL Preferred Light
Experience BETTER COLOR



BEFORE YOU BEGIN

- Configurations are run specific, please consult factory drawings before beginning installation.
- Luminaires must be installed by a qualified electrician (check with local and national codes for proper installation).
- To prevent electrical shock, disconnect electrical supply before installation or servicing.
- Contractor is responsible for adequately reinforcing walls and/or ceilings to support fixture weight.
- Focal Point, LLC accepts no responsibility for inadequately reinforced walls and/or ceilings.
- The information contained in this drawing is the sole property of Focal Point, LLC. Any reproduction in part or whole without the written permission of Focal Point, LLC is prohibited.

INSTRUCTION KEY



ATTENTION



SEE ADDITIONAL INSTRUCTIONS



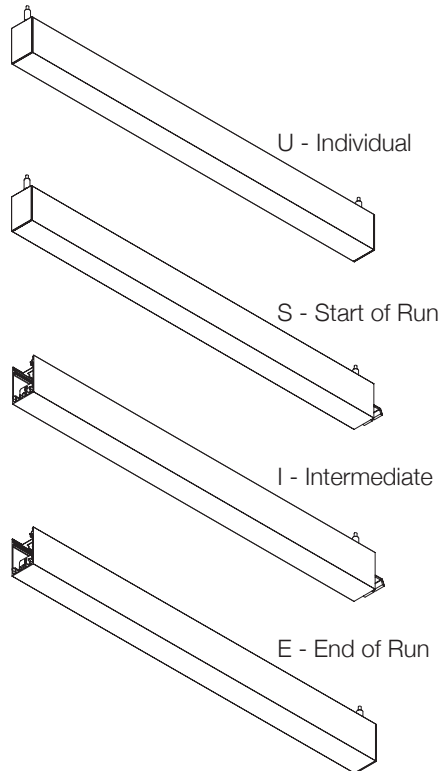
POWER OFF



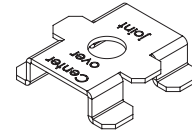
POWER ON

COMPONENT KEY

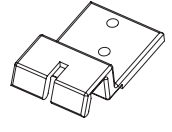
FOCAL POINT



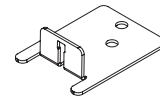
SHIPPED INSTALLED



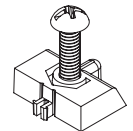
Gripper Plate
(A43706-01)



Joiner A
(A44446-01)

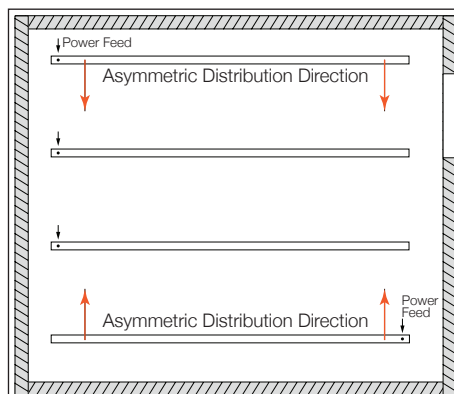
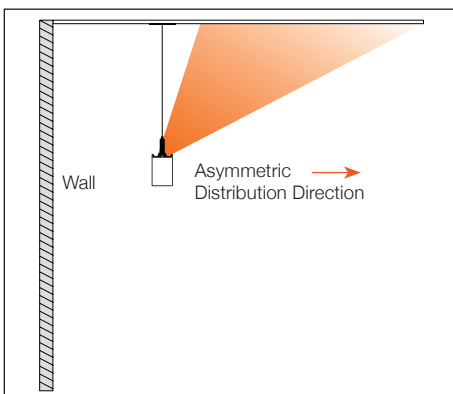


Joiner B
(A43624-01)



Joiner B Ramp
(A43940-01)

INDIRECT ASYMMETRIC OPTIC



**INDIVIDUAL INSTALLATIONS
FOLLOW STEPS 1, 2, 3 & 11**

1



**FOLLOW FOCAL POINT
INSTRUCTIONS FOR UNIVERSAL
SUSPENSION SYSTEM ASSEMBLY.
SEE IS0166**

