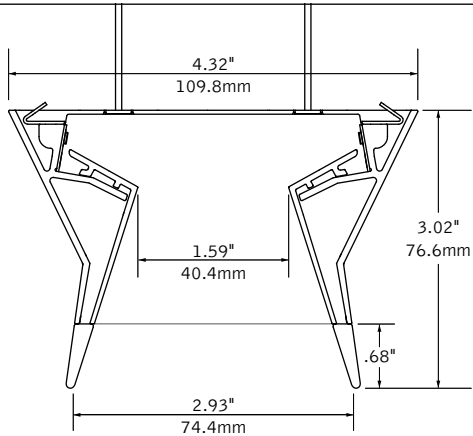
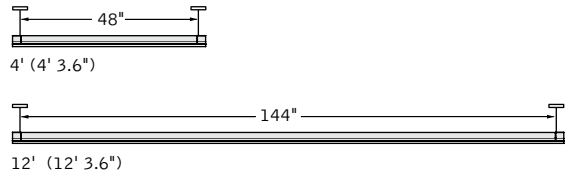


DIMENSIONAL DATA



fixture information



Nominal Length	Mounting Distance	Total Length
4'	48"	4' 3.6"
5'	60"	5' 3.6"
6'	72"	6' 3.6"
7'	84"	7' 3.6"
8'	96"	8' 3.6"
9'	108"	9' 3.6"
10'	120"	10' 3.6"
11'	132"	11' 3.6"
12'	144"	12' 3.6"

FEATURES

A distinctive minimalistic suspended luminaire glowing from a seemingly invisible light source.

Luminaire lengths available in 4' to 12' (1' increments).

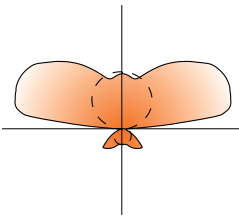
Power-Up suspension system which delivers power through the suspension cables and eliminates visual clutter of separate power cord.

Gradient optic softens the uplight distribution.

Choice of output levels to meet a wide variety of application needs.

Connected Solutions: Integrates with wired and wireless building lighting control systems.

PERFORMANCE

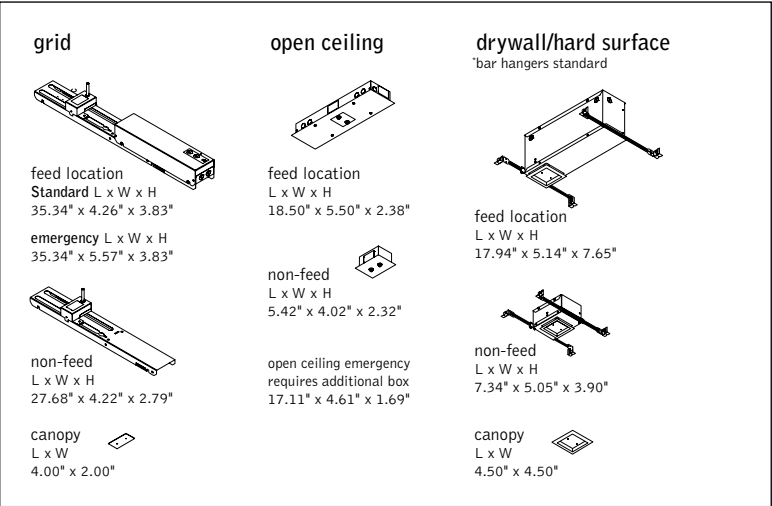


PRODUCT OVERVIEW	
Lumen Output:	2000 - 4000lm
Wattage:	17-35
LPW:	123-129
SDCM:	3

4' - 875 Lumens per foot  
Delivered Lumens: 3500lm  
Total System Watts: 30W

Photometric performance is measured in accordance with IESNA LM-79.  
Visit focalpointlights.com for complete photometric data.

DETAILS



SPECIFICATIONS

LED System

Linear LED module incorporates premium LEDs on a robust platform to achieve excellent thermal management. Available in 3000K, 3500K, 4000K with CRI>80, 3 SDCM.

Construction

.08" extruded aluminum rails with die-cast aluminum end-caps. 4' weight: 7lbs.  
5' weight: 8.7lbs. 6' weight: 10.4lbs. 7' weight: 12.2lbs. 8' weight: 13.9lbs. 9' weight: 15.6lbs.  
10' weight: 17.4lbs. 11' weight: 19.1lbs. 12' weight: 20.8lbs.

Optic

Matte white reflector 0.60" extruded aluminum and 22 ga. gradient optic. Extruded acrylic lens, provides subtle glow.

Mounting

Satin white acrylic canopies provided for below ceiling access. Canopies are field paintable. Minimum mounting height: 12".

Suspension and Power

Low voltage power delivered via aircraft suspension/power cable. Adjustable suspension to 96", consult factory for longer lengths. Drivers in sheet metal enclosure above ceiling or surface mount for open ceilings. Drivers are replaceable. Standard 120-277V constant current driver includes 0-10V analog dimming. Power factor > .9.

Emergency

Emergency Battery output—10W for 90 minutes. Maximum mounting height: 8.83ft. Emergency Circuit with Connected Solutions (DLM1, LMFS1, LMFSD, NLT1, CLM1, NXE1, WLXP) shipped standard with leads to connect UL924 compliant device, by others.

Labels

UL and cUL listed. Suitable for Dry or Damp Locations, indoor use only.

Finish

Polyester powder coat applied over a multi-stage pre-treatment.

Lumen Maintenance

Reported: L70 at >61,000 hours                      Calculated: L70 at 480,000 hours  
Reported: L90 at >61,000 hours                      Calculated: L90 at 130,000 hours  
Derived from EPA TM-21 calculator. Based on typical conditions, consult factory for additional data.

Reliability

At Focal Point, our products are designed to stand the test of time. Each luminaire is engineered using superior components, manufactured with the utmost care and rigorously tested. Contact us for reliability data.

Warranty

LED system rated for operation in ambient environments up to 25°C. 5-year limited warranty.

4' PERFORMANCE CHART

Lumen Output	Delivered Lumens	System Watts	LPW
500LF	2000	17	125
625LF	2500	21	129
750LF	3000	26	123
875LF	3500	30	126
1000LF	4000	35	123











Lumen output may vary +/- 5%. Actual wattage may vary +/- 5%

Focal Point LLC reserves the right to change specifications for product improvement without notification.

ORDERING		
Luminaire Series	FOSS	
Obscura	FOSS	
Shielding	FL80	
Frosted Lens - 80 Indirect / 20 Direct Distribution	FL80	
Lumen Output		
500 Lumens per foot	500LF	
625 Lumens per foot	625LF	
750 Lumens per foot	750LF	
875 Lumens per foot (Not available with D11 or NLT1)	875LF	
1000 Lumens per foot (Not available with D11 or NLT1) (consult factory for higher light levels)	1000LF	
Color Temperature		
3000K	30K	
3500K	35K	
4000K	40K	
Circuits	1C	
Single Circuit	1C	
Voltage	UNV	
UNV 120/277 Volt	UNV	
Control System & Dimming Level		
0-10V - 10% Dimming	LD1	
0-10V - 1% Dimming	L11	
Lutron Hi-Lume EcoSystem (LDE1) - 1% Dimming	LH1	
DALI - 1% Dimming	D11	
Wattstopper DLM - 1% Dimming (Grid only. Not available with CP)	DLM1	
Wattstopper Fixture Sensor Low Density - 1% Dimming (Remote mounted sensor)	LMFS1	
Wattstopper Fixture Sensor High Density - 1% Dimming (Remote mounted sensor)	LMFSD	
Acuity nLight - 1% Dimming (Grid only. Not available with CP)	NLT1	
Encelium CLM Connected Lighting Module - 1% Dimming (Grid only.)	CLM1	
Current NX Enabled - 1% Dimming (Grid only. Not available with CP)	NXE1	
WaveLinX Pro - 1% Dimming (Remote mounted sensor)	WLXP	
Mounting		
Grid Accessible Ceiling (Consult factory for Armstrong TechZone ceilings)	G	
Drywall / Hard Surface (Not available with Emergency Battery)	HS	
Open Ceiling	OC	
Suspension and Power Feed		
(Adjustable aircraft cable with integral low voltage power delivery)		
24" adjustable	CLV24	
48" adjustable	CLV48	
60" adjustable	CLV60	
96" adjustable	CLV96	
Factory Options		
Clear Cable Sleeveing (May be required by local code)	CCS	
Chicago Plenum (Not available with Open Ceiling mounting. CCS shipped standard with CP option.)	CP	
Emergency Circuit	EC	
Emergency Battery (Test switch in canopy. Not available with HS mounting.)	EM	
Finish		
Palladium Silver / White interior end cap	PS	
Palladium Silver / Infinity interior end cap	PSM	
White / White interior end cap	WH	
White / Infinity interior end cap	WHM	
Luminaire Length		
(individual units only)		
4'	4'	
5'	5'	
6'	6'	
7'	7'	
8'	8'	
9'	9'	
10'	10'	
11'	11'	
12'	12'	
(9' - 12' units require two drivers and are powered from both ends)		

For more information visit focalpointlights.com/reference or consult factory.

Focal Point provides flexibility in meeting the needs of each project by integrating with several building lighting control systems. A variety of sensors, drivers and other components can be specified that allow the luminaires to communicate with wired and wireless networks. All zoning can be digitally reconfigured through the application software. Daylight harvesting, occupancy sensing, integration with HVAC systems, and individual controls enable the monitoring and modulating of light levels and temperature in order to save energy, reduce costs and maximize occupants' comfort. All Connected Solutions luminaires require a compatible building control system.†

Connected Solution	Ordering Code	Model #**	Protocol	Compatible Networks*	Occupancy & Daylight	Temperature Reporting	Communication to Luminaire	Drivers
 <b>legrand</b>  WATTSTOPPER®							Wired	
	DLM1	LMFC-011	DLM	DLM	Enabled	No		<b>Advance by Signify,</b> Optotronic by eldoLED
	LMFS1	LMFS-601 & LMFI-111	DLM Wireless	DLM	Integrated Remote	No	Wireless	<b>Advance by Signify</b>
	LMFSD	LMFS-601						<b>Optotronic by eldoLED (Dexal)</b>
 <b>COOPER</b> Lighting Solutions	WLXP	OEM-WAA	WaveLinx Wireless	WaveLinx Pro Trellix	Integrated Remote	No	Wireless (WaveLinx Pro Wireless Area Controller)	<b>Advance by Signify</b>
 <b>CRESTRON</b>	D11	Specified Driver	DALI	Crestron Züm Wireless & SpaceBuilder	Enabled	No	Wired	<b>eldoLED ECOdrive</b>
	L11		0-10V					<b>Advance by Signify</b>
 <b>ENCELIUM</b>	CLM1	ZBHA-CLM-DIM-ENC	ZigBee	Encelium X Light Management System	Enabled	No	Wireless	<b>Optotronic by eldoLED</b> Advance by Signify
 <b>LUTRON</b>	LH1	LDE1	EcoSystem	Quantum, Energi Savr Node, Energi TriPak	Enabled	No	Wired	<b>Lutron Hi-Lume</b>
 <b>nLIGHT</b>							Wired	
	NLT1	nEPS-60-IO	nLight	nLight	Enabled	No		<b>eldoLED ECOdrive,</b> eldoLED SOLOdrive
 <b>NX LIGHTING CONTROLS</b>							Wired	
	NXE1	NXFM-LV	NX	NX Distributed Intelligence	Enabled	No		<b>Optotronic by eldoLED</b>

\*Not all compatible networks may be listed. \*\*For performance data and additional control system details please visit the connected solutions manufacturer websites. Primary drivers are listed in **bold**. To specify a particular driver please consult factory.  
†Controls systems supplied by others.