

Flush



1"




3"




5"



7"



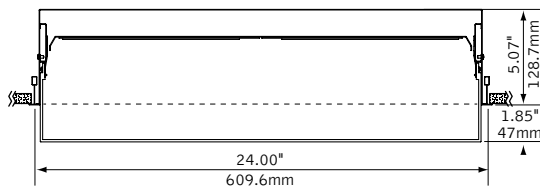
2" - 7"
hollow diffuser



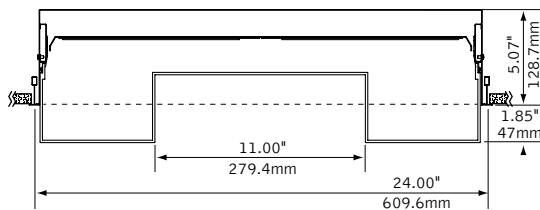
Nivo™ Acoustic
companions

DIMENSIONAL DATA

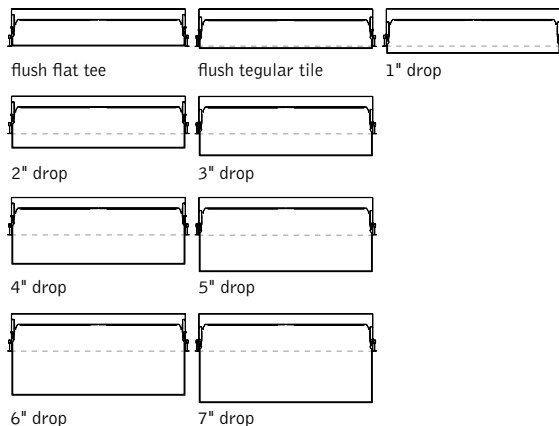
2" Drop -Solid Diffuser



2" Drop -Hollow Diffuser



shielding options



FEATURES

Architectural recessed LED luminaire with decorative flush or drop diffusers.

Square LED panels evenly backlight a formed frosted acrylic lens, creating a soft and pleasant glow.

The flush diffuser mimics a ceiling tile, aligning with flat or tegular panels.

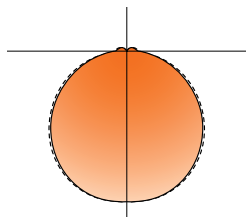
Specify the Solid drop diffuser up to 7" down from the ceiling in 1" increments or the Hollow drop diffuser from 2" to 7" below the ceiling.

Preferred Light: Lighting for better color rendition and human preference.

Pair with Nivo™ Acoustic to create a ceiling system that delivers optimal illumination and helps control noise levels.

PoE compatible: Integrates with Power over Ethernet lighting systems via standard, low-voltage wires.

PERFORMANCE



PRODUCT OVERVIEW

Lumen Output: 1000-4000lm

Wattage: 11-50W

LPW: 80-92

SDCM: 3

Reported Lumen Maintenance: L70 @ >60,000hrs

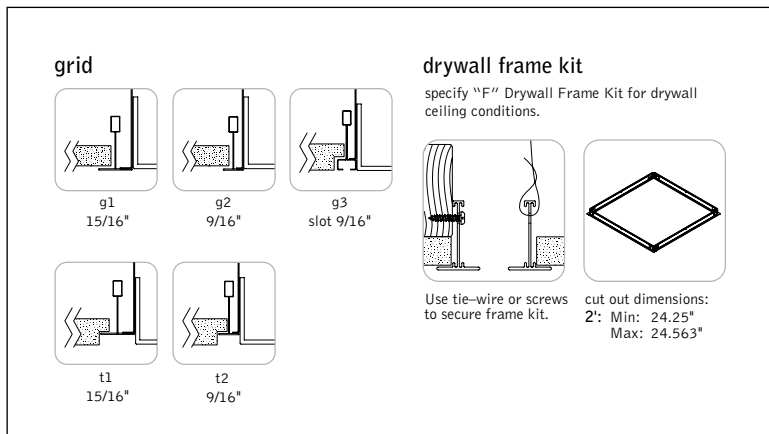
2000 Lumens

Delivered Lumens: 2000lm

Total System Watts: 24W

Photometric performance is measured in accordance with IESNA LM-79. Visit focalpointlights.com for complete photometric data.

MOUNTING INFORMATION



SPECIFICATIONS

LED System

Proprietary linear LED module incorporates premium LEDs on a robust platform to achieve excellent thermal management. LEDs are placed to promote a uniform appearance. Available in 3000K, 3500K or 4000K with CRI>80. 0-10V dimming driver standard. LED modules and drivers are replaceable from below. Color accuracy <3 SDCM.

Construction

One piece 20 Ga. steel housing. Bottom access 20 Ga. steel driver compartment. Positional brackets supplied as standard. Weight: 23 lbs.

Optic

.125\"/>

Electrical

Standard 120-277V driver includes 0-10V analog dimming, 100% - 10% range. Power factor > .9. Optional EcoSystem dimming drivers from Lutron available. PoE compatible: Integrates with Power over Ethernet lighting systems via standard, low-voltage wires.

Emergency Battery

Bodine BSL310-CAN. Emergency output—10 watts for 90 minutes. Maximum mounting height: 18ft

Labels

UL and cUL listed. Suitable for Dry or Damp Locations, indoor use only.

Finish

Polyester powder coat applied over a multi-stage pre-treatment.

Lumen Maintenance

Calculated: L70 at 128,000 hours Reported: L70 at >60,000 hours
Derived from EPA TM-21 calculator based on 10,000 hours of test data.

Reliability

At Focal Point, our products are designed to stand the test of time. Each luminaire is engineered using superior components, manufactured with the utmost care and rigorously tested. Contact us for reliability data.

Lifetime and warranty

LED system rated for operation in ambient environments up to 25°C. 5-year limited warranty.

PERFORMANCE CHART

| Shielding | Delivered Lumens | System Watts | LPW |
|-----------|------------------|--------------|-----|
| Flush | 1000 | 11 | 92 |
| | 1500 | 18 | 84 |
| | 2000 | 24 | 83 |
| | 2500 | 30 | 83 |
| | 3000 | 37 | 82 |
| | 3500 | 44 | 80 |
| | 4000 | 50 | 80 |

*Based on 3000K. Lumen output may vary +/- 5%. Actual wattage may vary +/- 5%. Preferred Light lumen multiplier = 0.65.

ORDERING

| Luminaire Series | FNVL | FNVL |
|---|-------|-----------|
| Nivo | FNVL | |
| Nominal Size | | 22 |
| 2' x 2' | 22 | |
| Shielding | | |
| 0" - Flush with tile, Solid Diffuser | ACZ | |
| 1" Drop - Solid Diffuser | AC1 | |
| 2" Drop - Solid Diffuser | AC2 | |
| 2" Drop - Hollow Diffuser | AX2 | |
| 3" Drop - Solid Diffuser | AC3 | |
| 3" Drop - Hollow Diffuser | AX3 | |
| 4" Drop - Solid Diffuser | AC4 | |
| 4" Drop - Hollow Diffuser | AX4 | |
| 5" Drop - Solid Diffuser | AC5 | |
| 5" Drop - Hollow Diffuser | AX5 | |
| 6" Drop - Solid Diffuser | AC6 | |
| 6" Drop - Hollow Diffuser | AX6 | |
| 7" Drop - Solid Diffuser | AC7 | |
| 7" Drop - Hollow Diffuser | AX7 | |
| Lumen Output | | |
| 1000 Lumens | 1000L | |
| 1500 Lumens | 1500L | |
| 2000 Lumens | 2000L | |
| 2500 Lumens | 2500L | |
| 3000 Lumens | 3000L | |
| 3500 Lumens | 3500L | |
| 4000 Lumens | 4000L | |
| Color Temperature | | |
| 3000K | 30K | |
| 3500K | 35K | |
| 4000K | 40K | |
| 3500K Preferred Light | P35K | |
| Circuit | | 1C |
| Single Circuit | 1C | |
| Voltage | | |
| 120/277 Volt | UNV | |
| Low Voltage | LV | |
| Driver | | |
| 0-10V - 10% Dimming | LD1 | |
| Low Voltage, PoE compatible | LVN | |
| <small>(No driver. Not available with EM or EC. LV Voltage only.)</small> | | |
| Lutron H-Series - 1% Dimming | LH1 | |
| Lutron 5-Series - 5% EcoSystem Digital | LU5 | |
| Mounting | | |
| 15/16" Layin | G1 | |
| 9/16" Layin | G2 | |
| 9/16" Slot Tee Tegular | G3 | |
| 15/16" Tegular | T1 | |
| 9/16" Tegular | T2 | |
| Drywall Frame Kit | F | |
| <small>(Cut out dimensions: Min: 24.25"/Max: 24.563")</small> | | |
| Factory Options | | |
| Chicago Plenum | CP | |
| Emergency Battery | EM | |
| 6' New York City Flex Whip (120V) | FNY1 | |
| 6' New York City Flex Whip (277V) | FNY2 | |
| 6' Flex Whip | FW | |
| Finish | | WH |
| Matte Satin White | WH | |