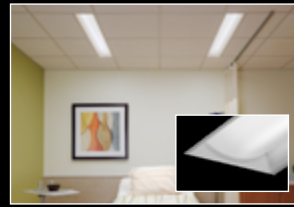
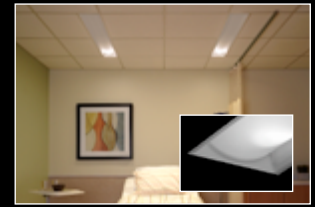


# Apollo 8 LED Ambient only

LED

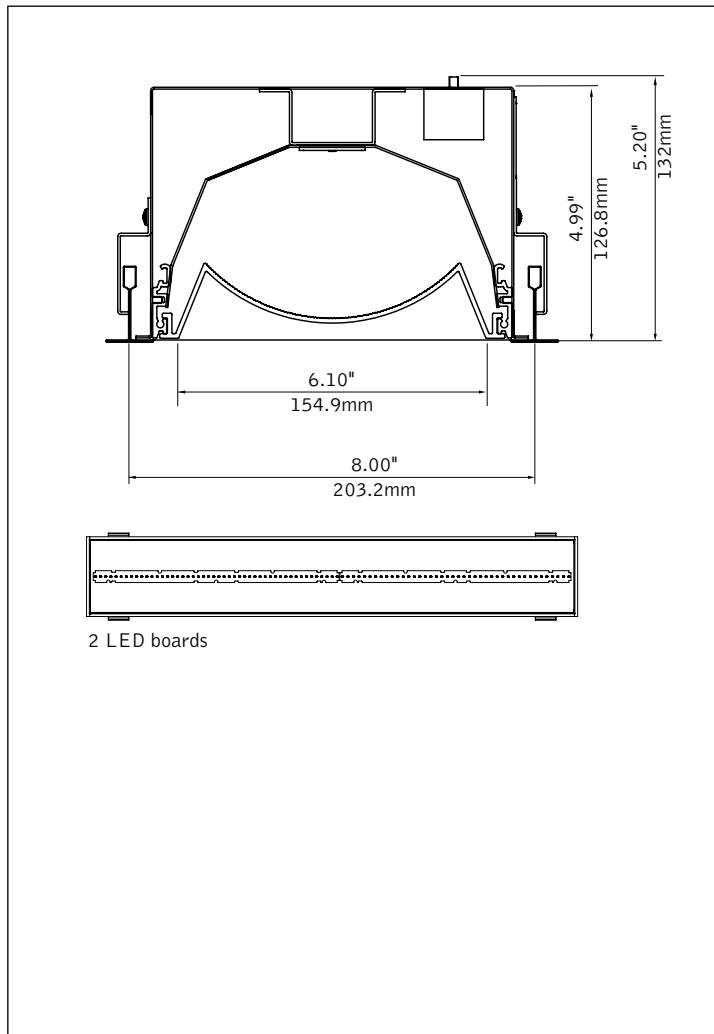


companion ambient + exam pair  
(exam function shown)



companion ambient + exam  
+ reading light pair  
(reading function shown)

## DIMENSIONAL DATA

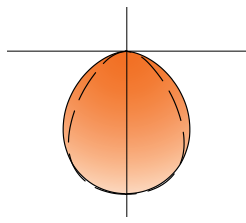


## FEATURES

8" x 4' wide ambient recessed luminaire.

Radial extruded acrylic diffuser with internal ribs provides brightness control, even illumination, and easy wipe down for cleaning.

## PERFORMANCE



**PRODUCT OVERVIEW**

Lumen Output: 2000 -4500lm

Wattage: 16-44W

LPW: 102-126

SDCM: 3

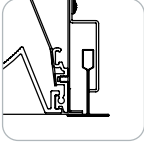
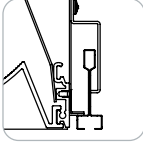
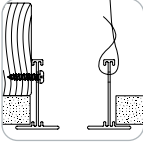
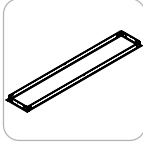
2500 Lumens, 80+ CRI

**Delivered Lumens: 2500lm**

**Total System Watts: 20W**

Visit [focalpointlights.com](http://focalpointlights.com) for complete photometric data.

**MOUNTING INFORMATION**

<p><b>grid</b></p> <p>specify "G" for flat 9/16" and 15/16" tee or "ST" for 9/16" slot tee grid types.</p> <div style="display: flex; justify-content: space-around;">   </div> <p>"G" flat tee      "ST" slot tee</p>	<p><b>drywall frame kit</b></p> <p>specify "F" Drywall Frame Kit for drywall ceiling conditions.</p> <div style="display: flex; justify-content: space-around;">   </div> <p>Use tie-wire or screws to secure frame kit.</p> <p>cut out dimensions:  <b>8":</b> Min: 8.3125"                  Max: 8.625"  <b>4":</b> Min: 48.325"                  Max: 48.6875"</p>
--	---

**SPECIFICATIONS**

**LED System**

Proprietary linear LED module incorporates premium LEDs on a robust platform to achieve excellent thermal management. LEDs are placed to promote a uniform appearance. Available in 3000K, 3500K, 4000K and 5000K with both 80+ and 90+ CRI options. 3500K and 4000K with CRI>90 have a cyanosis observation index (COI) of 3.3 or less. 0-10V dimming driver standard. LED modules and drivers are replaceable from below. Color accuracy <3 SDCM.

**Construction**

20 Ga. Steel housing. LEDs sealed and enclosed by detachable acrylic diffuser. End of lens sealed by silicone gasket. Side access plate for electrical connection. Positional clips standard. Weight 20.6lbs

**Optic**

One piece 18 Ga. Aluminum reflector finished in matte white.

**Electrical**

An optional Low Voltage Controller (LVC) allows control of the light sources from a pillow speaker, bed communication side rail device, or momentary dry contact switch. The LVC is configurable to operate with one to three switches, depending on the number of light sources in the fixture and the configuration of buttons on the pillow speaker. The controller also enables dimming of the light sources. It is FCC compliant and will not cause harmful interference. LVC leads are factory labeled.

**Emergency Battery**

Emergency output—10 watts for 90 minutes. Maximum mounting height: 24ft.

**Labels**

UL and cUL listed.

**Finish**

Antimicrobial polyester powder coat applied over a multi-stage pre-treatment.

**Lumen Maintenance**

Reported: L70 > 61,000 hours      Calculated: L70 at 480,000 hours  
 L90 > 61,000 hours                      L90 at 128,000 hours

Derived from EPA TM-21 calculator. Based on typical conditions, consult factory for additional data.

**Reliability**

At Focal Point, our products are designed to stand the test of time. Each luminaire is engineered using superior components, manufactured with the utmost care and rigorously tested. Contact us for reliability data.

**Warranty**

LED system rated for operation in ambient environments up to 25°C. 5-year limited warranty.

**PERFORMANCE CHART**

Delivered Lumens	80+ CRI		90+ CRI	
	Tested System Watts	LPW	Tested System Watts	LPW
2000	16	126	19	108
2500	20	123	24	106
3000	25	121	29	104
3500	29	120	34	103
4000	34	119	39	103
4500	38	118	44	102

Based on 3500k. Lumen output may vary +/- 5%. Actual wattage may vary +/- 5%

Focal Point LLC reserves the right to change specifications for product improvement without notification.

**ORDERING**

<b>Luminaire Series</b>		FMA8L
Apollo 8 Ambient Only	FMA8L	
<b>Nominal Size</b>		84
8" x 4'	84	
<b>Shielding</b>		RA
Radial Acrylic Lens	RA	
<b>Lumen Output</b>		
2000 Lumens	2000L	
2500 Lumens	2500L	
3000 Lumens	3000L	
3500 Lumens	3500L	
4000 Lumens	4000L	
4500 Lumens	4500L	
<small>(Consult factory for custom lumen options)</small>		
<b>Color Temperature</b>		
3000K, 80+ CRI or 90+ CRI	30K or 930K	
3500K, 80+ CRI or 90+ CRI	35K or 935K	
4000K, 80+ CRI or 90+ CRI	40K or 940K	
5000K, 80+ CRI or 90+ CRI	50K or 950K	
<b>Circuit</b>		1C
One Circuit	1C	
<b>Voltage</b>		
120/277 UNV Volt	UNV	
347 Volt	347V	
<small>(L11 &amp; all LVC options only. Transformer required for all LVC options)</small>		
<b>Control System &amp; Dimming Level</b>		
0-10V - 1% Dimming	L11	
0-10V - 10% Dimming	LD1	
Lutron Hi-Lume EcoSystem (LDE1) - 1% Dimming	LH1	
Lutron 5-Series EcoSystem (LDE5) - 5% Dimming	LU5	
DALI - 1% Dimming	D11	
Step Dimming	SD5	
<b>Low Voltage Controller - On/Off</b>		LVC
<small>(1-button pillow speaker)</small>		
<b>Low Voltage Controller - 1% Dimming</b>		LVC1
<small>(1-button pillow speaker)</small>		
<b>Low Voltage Controller - Step Dimming</b>		LVCP
<small>(1-button pillow speaker)</small>		
<small>(Consult factory for alternate LVC wiring configurations or Acuity nLight &amp; Wattstopper DLM options)</small>		
<b>Mounting</b>		
Drywall Frame Kit	F	
Grid	G	
Slot Tee	ST	
<b>Factory Options</b>		
Chicago Plenum	CP	
Emergency Circuit	EC	
<small>(Consult factory for LVC options)</small>		
Emergency Circuit with Generator Transfer Device	ECGT	
<small>(120/277 Volt only. Not available with EC or EM. Consult factory for LVC options)</small>		
Emergency Battery	EM	
<small>(120/277 Volt only. Consult factory for LVC options)</small>		
6' New York City Flex Whip (120V)	FNY1	
6' New York City Flex Whip (277V)	FNY2	
6' Flex Whip	FW	
<b>Finish</b>		WHA
Matte Satin White Antimicrobial	WHA	

For more information visit focalpointlights.com/reference or consult factory.