

ID+ 3.5" Trimless

LED ADJUSTABLE



10°-20° Tilt
Spot Detail



20°-35° Tilt
Spot Detail



0° Tilt
Spot Detail



ClearDiffuse



Warm Diffuse



Black Painted



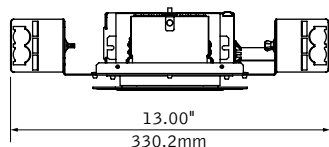
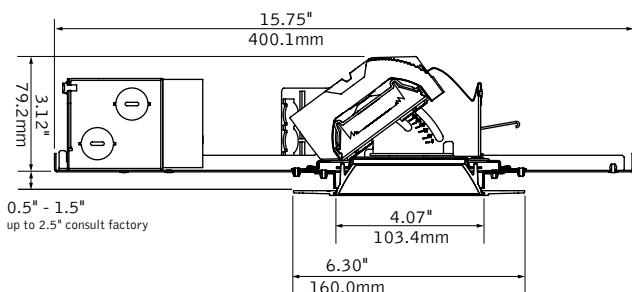
White Painted



Overlap
companion

DIMENSIONAL DATA

0-35° Adjustable Accent



Trim



FEATURES

Trimless reflectors designed for mud-in applications.

Small aperture LED adjustable accent with shallow housing for restricted plenum ceilings.

Allows for aiming with locking 35° vertical tilt and 362° rotation of light module.

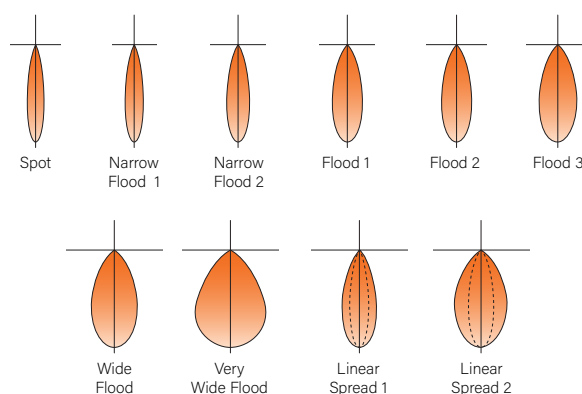
Warm Dim: Lighting that enhances spaces with a warm glow, reminiscent of incandescent or halogen light sources.

PoE compatible: Integrates with Power over Ethernet lighting systems via standard, low-voltage wires.

Outdoor rating permits use in outdoor covered ceiling applications.

Available with The Naturals, a series of finishes that exude biophilic beauty.

DISTIRUBTIONS

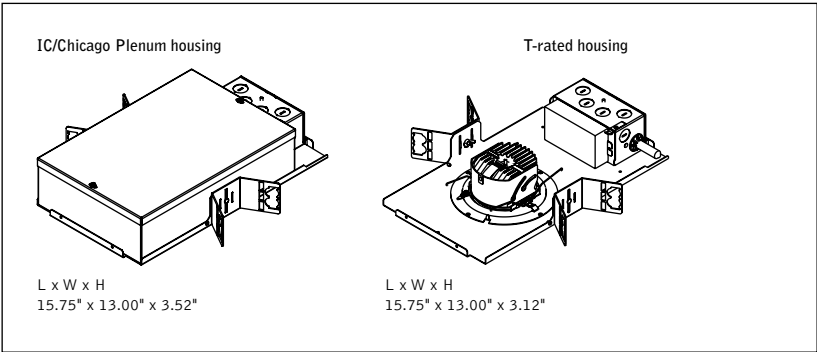


Photometric performance is measured in accordance with IESNA LM-79.
Visit focalpointlights.com for complete photometric data.

fixture:

project:

HOUSING DETAILS



HOUSING SPECIFICATIONS

LED System
Proprietary LED module with single light emitting source. May be specified in 2700K, 3000K, 3500K or 4000K in CRI>80, CRI>90, or CRI>97. Color accuracy within 2 SDCM. Warm Dim within 3-5 SDCM. Aluminum heat sink provides appropriate thermal management.

Construction
Thermally protected housing for new construction applications. Insulation to be kept 3" away from housing. Type IC inherently protected, suitable for direct contact with insulation. Restrictive airflow per ASTM-E283. Butterfly brackets allow mounting to ½ emt. Order bar hangers as an accessory. Die-cast aluminum heat sink designed for maximum thermal dissipation. Die-formed housing and integral junction box with (7) 1/2" pry outs. UL & cUL listed for (8) #12 AWG (4 in, 4 out) 90°C conductors and feed through-branch wiring. Accommodates ceiling thicknesses from 0.5" to 1.5" thickness standard, up to 2.5" consult factory. Fixture will not exceed 5 lb.

Adjustment
Manual locking 35° vertical tilt and 362° rotation of light module.

Electrical
Choice of constant current dimming drivers. Power factor > .9 typical. PoE compatible: Integrates with Power over Ethernet lighting systems via standard, low-voltage wires.

Emergency Battery
Emergency output—7W for 90 minutes. Above ceiling access only. Maximum mounting height: 10.78ft.

Labels
UL and cUL listed. Suitable for Dry, Damp or Wet Locations indoor use only. Wet Location Solite lens options only. Specify Outdoor rated (OD) for outdoor recessed ceiling applications.

Lumen Maintenance
Reported: L70 at >55,000 hours Calculated: L70 at 204,000 hours
Reported: L90 at >55,000 hours Calculated: L90 at 59,000 hours
Derived from EPA TM-21 calculator. Based on typical conditions, consult factory for additional data.

Reliability
At Focal Point, our products are designed to stand the test of time. Each luminaire is engineered using superior components, manufactured with the utmost care and rigorously tested. Contact us for reliability data.

Warranty
LED System rated for operation in ambient environments up to 25°C. 5-year limited warranty. Fixture with Outdoor rated option must be installed in a covered ceiling and is warrantied for operation in ambient environments between -40°C to +25°C.

TRIM SPECIFICATIONS

Aesthetics
Reflector is die-cast aluminum. Torsion springs pull trim tight to the ceiling with no visible fasteners within the trim. All trimless luminaires come with a high precision, injection molded ceiling finish ring. Spot distribution offered with No lens option for a crisp punch of light. No lens options feature a shroud to conceal internal components and maintain a premium aesthetic while providing a narrow spot distribution. The Naturals: 100% low VOC vinyl.

Optics
Beam spreads achieved with optics that may be easily changed in field.

Distribution Beam Spread									
Spacing Criteria									
SP	NFL1	NFL2	FL1	FL2	FL3	WFL	VWFL	LS1	LS2
19.8°	27.8°	31.4°	36.9°	42.4°	46.0°	57.4°	77.7°	34.6° x 68.8°	691° x 35.2°
0.34	0.48	0.52	0.60	0.68	0.72	0.86	1.08	0.58 x 0.96	0.98 x 0.58

PERFORMANCE CHART See Page 4

HOUSING ORDERING			FLCS3
Housing Series			
ID+ 3.5" Round Housing	FLCS3		
Trim Type			RT
Round Trimless	RT		
Lumen Output			
500 Lumens	500L		
700 Lumens	700L		
900 Lumens	900L		
1100 Lumens	1100L		
1300 Lumens	1300L		
1500 Lumens	1500L		
1700 Lumens	1700L		
1900 Lumens	1900L		
Color Temperature			
(Add 9 for 90 CRI or H for 97 CRI. Leave blank for 80 CRI.)			
2700K, 80/90/97+ CRI	_27K		
3000K, 80/90/97+ CRI	_30K		
3500K, 80/90/97+ CRI	_35K		
4000K, 80/90/97+ CRI	_40K		
Warm Dim: 2700-1800K, 90+ CRI*	92718W		
Warm Dim: 3000-1800K, 90+ CRI*	93018W		
*(700L only. Not available with SP, NFL1 or NFL2. UNV available with IC housing only.)(Consult factory for tunable white)			
Distribution			
Spot	SP		
Narrow Flood 1	NFL1		
Narrow Flood 2	NFL2		
Flood 1	FL1		
Flood 2	FL2		
Flood 3	FL3		
Wide Flood	WFL		
Very Wide Flood	VWFL		
Linear Spread Lens 1	LS1		
Linear Spread Lens 2	LS2		
Voltage			
UNV 120/277 Volt	UNV		
(T & TW housings: 900lm max. IC housings: 1500lm max.)			
120 Volt	120		
277 Volt	277		
Low Voltage	LV		
Driver			
0-10V - 0% Dimming**	LZ1		
0-10V - 1% Dimming	L11		
0-10V - 10% Dimming	LD1		
Forward Phase (120V only)†	LFP		
Low Voltage, PoE Compatible	LVN		
(No driver, LV Voltage only. Not available with EM.)			
Lutron Hi-Lume EcoSystem (LDE1) - 1% Dimming†	LH1		
DALI - 0% Dimming**	DZ1		
DALI - 1% Dimming**	D11		
(*1300 - 1900 Lumens only. **Not available with 500 or 700 Lumens.)			
Housing Type			
IC rated (1500 lumens max.)	IC		
Non-IC	T		
Non-IC, Wood	TW		
Factory Options			
Bar Hangers	BH		
Chicago Plenum	CP		
Emergency Battery with Remote Test Switch	EMR		
(Not available with Warm Dim. Not available with IC or CP. Above ceiling access only.)			
Outdoor Rated	OD		
(LD1 only. Not available with IC, CP or EMR. See dimming performance table.)			
TRIM ORDERING			LCS3
Aperture			
3.5" Round Aperture	LCS3		
Trim Type			RDT
Round Die-cast Trimless	RDT		
Optic			
Solite Lens	SL		
(Not available with Spot distribution)			
Spot Optic, no lens, 0°-10° tilt (Spot distribution only)	SP00		
Spot Optic, no lens, 10°-20° tilt (Spot distribution only)	SP10		
Spot Optic, no lens, 20°-35° tilt (Spot distribution only)	SP20		
Color			
(See finishes page for The Naturals options)			
Clear Diffuse	CD		
Warm Diffuse	WD		
Black	BK		
White	WH		
ACCESSORIES ORDERING			
Distribution Kit	KIT-		
(Order kits to change distribution in field. Add Distribution code from above. Example: KIT-FLCS3-SP)			FLCS3-__
Spot Optic Tilt Kit	KIT-		
(Add code for desired title degree - 10°-20° = SP10, 20°-35° = SP20, Both = SPB)			FLCS3-__
Trimless Wood Kit	FLCS3-		
(One kit suggested per 10 units)			WOOD-KIT

3.5" ROUND ADJUSTABLE DOWNLIGHT PERFORMANCE TABLE

Lumen Output	Delivered Lumens	System Watts	LPW
500L	480	5.7	84
700L	672	7.6	88
900L	864	9.6	90
1100L	1057	13.7	77
1300L	1249	15.8	79
1500L	1441	17.9	80
1700L	1633	20.1	81
1900L	1825	22.4	81

Based on 3500K, 80CRI, Narrow Flood 2, Clear Diffuse. Delivered lumen output may vary +/- 5%. Actual wattage may vary +/- 5%.

3.5" ROUND ADJUSTABLE DOWNLIGHT CBCP CHART

Lumen Output	Distribution	Beamspread	Center Beam Candlepower (CBCP)
1500L	SP	19.8°	12462
	NFL1	27.8°	6096
	NFL2	31.4°	4958
	FL1	36.9°	3258
	FL2	42.4°	3015
	FL3	46.0°	2541
	WFL	57.4°	1687
	VWFL	77.7°	1064
	LS1	34.6° x 68.8°	2073
	LS2	69.1° x 35.2°	2061

OUTDOOR RATED (OD) DRIVER DIMMING PERFORMANCE

Distribution	Lumen Output	Minimum Dimming Level
SP	500L	37%
	700L	27%
	900L	21%
	1100L	17%
	1300L	14%
	1500L	12%
	1700L	10%
All others	1900L	10%
	500L	23%
	700L	17%
	900L	13%
	1100L	11%
	1300L	10%
	1500L	10%
	1700L	10%
	1900L	10%

3.5" ROUND DOWNLIGHT LUMEN MULTIPLIER TABLE

Color Temperature & CRI¹

Color Options	Lumen Output	Color Temperature & CRI	Multiplier
Standard White	All Outputs	2700K, 80+ CRI [27K]	0.92
		2700K, 90+ CRI [927K]	0.79
		2700K, 97+ CRI [9727K]	0.67
		3000K, 80+ CRI [30K]	0.98
		3000K, 90+ CRI [930K]	0.83
		3000K, 97+ CRI [9730K]	0.72
		3500K, 80+ CRI [35K]	1.00
		3500K, 90+ CRI [935K]	0.82
		3500K, 97+ CRI [9735K]	0.73
		4000K, 80+ CRI [40K]	1.01
		4000K, 90+ CRI [940K]	0.84
		4000K, 97+ CRI [9740K]	0.76
Warm Dim	700L	2700-1800K, 90+ CRI [92718W]	0.93
		3000-1800K, 90+ CRI [93018W]	1.02

Distribution²

Optic	Distribution	Multiplier
SP00, SP10, SP20	Spot [SP]	1.03
SL	Narrow Flood 1 [NFL1]	0.98
	Narrow Flood 2 [NFL2]	0.95
	Flood 1 [FL1]	0.91
	Flood 2 [FL2]	0.93
	Flood 3 [FL3]	0.91
	Wide Flood 1 [WFL]	0.84
	Very Wide Flood [VWFL]	0.76
	Linear Spread 1 [LS1]	0.83
	Linear Spread 2 [LS2]	0.82

Color³

Optic	Color	Multiplier
All	Clear Diffuse [CD]	1.00
	Warm Diffuse [WD]	0.99
	White [WH]	1.01
	Black [BK]	0.98

How To Use Lumen Multipliers


Formula:
(Lumen Output Value) x (Color Temperature & CRI¹) x (Distribution²) x (Color³)

Example:
FLCS3-RT-1500L-935K-FL1-LCS3-RDT-WH
(1500) x (0.82) x (.91) x (1.01) ≈ 1130lm (estimated delivered lumens)

Multiplier charts are provided to aid with estimation of lumen levels across options. Apply multipliers against ordered Lumen Output to estimate Delivered Lumens. An estimation should make use of all tables through consecutive application of three multipliers. Refer to IES files for most accurate photometric information.

Finishes


STANDARD FINISHES




WHITE



BLACK



CLEAR DIFFUSE




WARM DIFFUSE

THE NATURALS (25% SCALE)




LIGHT OAK



GRAY ELM



CHESTNUT



WALNUT



WOVEN LINEN

Declare.

ID+ 3.5" Downlights Focal Point, LLC

Final Assembly: Chicago, Illinois, USA
Life Expectancy: 10 Year(s)
End of Life Options: Recyclable (55%), Landfill (45%)

Ingredients:

UNS G10080 Steel Alloy; Small Electrical Components - RoHS Compliant¹; Aluminum Alloy A380; Steel manufacture, chemicals; Carbonic dichloride, polymer with 4,4'-(1-methylethylidene)bis[phenol], 4-(1-methyl-1-phenylethyl)phenyl ester; Copper; Zinc; Polyvinyl chloride; Poly[imino(1,6-dioxo-1,6-hexanediyl)imino-1,6-hexanediyl]; Polymethyl methacrylate; Steel, carbon; Glass, oxide, chemicals; Carbon black; Titanium dioxide; Polyethylene; Polypropylene; Benzene, ethenyl-, homopolymer, brominated; Bis(pentabromophenyl) ether (decabromodiphenyl ether) (DecaBDE); UNS S30400 Stainless Steel Alloy; Polyethylene Terephthalate/Polybutylene Terephthalate; Polydimethylsiloxane rubber; Silica, amorphous, fumed, cryst.-free; Di(2-ethylhexyl) terephthalate; Antimony oxide (Antimony trioxide); Calcium carbonate; Clay; Phenol, 4,4'-(1-methylethylidene)bis[2,6-dibromo-, polymer with (chloromethyl)oxirane and 4,4'-(1-methylethylidene)bis[phenol]; Aluminum hydroxide; Nylon 6; Tris (2-chloroethyl) phosphate (TCEP)

¹LBC Temp Exception RL-002 - Small Electrical Components

Living Building Challenge Criteria:

I-13 Red List:
☐ LBC Red List Free % Disclosed: 100% at 100ppm
☐ LBC Red List Approved VOC Content: Not Applicable
☒ Declared

I-10 Interior Performance: Not Applicable
I-14 Responsible Sourcing: Not Applicable

FPL-0007
EXP. 01 FEB 2027
Original Issue Date: 2024

MANUFACTURER RESPONSIBLE FOR LABEL ACCURACY
INTERNATIONAL LIVING FUTURE INSTITUTE™ living-future.org/declare