


# ID+ 3.5"

LED ADJUSTABLE



clear diffuse



warm diffuse



black painted



white painted



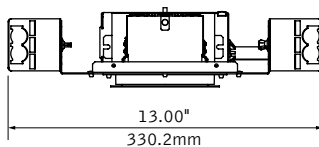
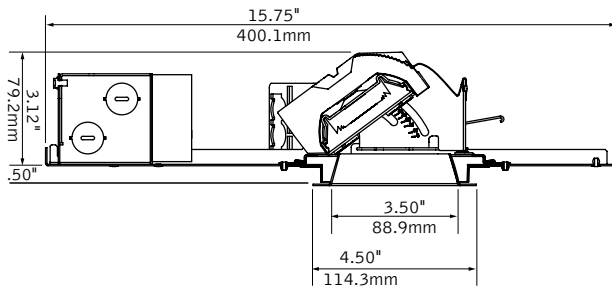
spot -open optic



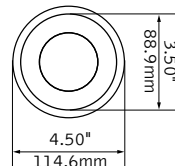
trimless companion

## DIMENSIONAL DATA

### 0-35° Adjustable Accent



### Trim



## FEATURES

Small aperture LED adjustable accent with shallow housing for restricted plenum ceilings.

Tension locking mechanism for tool-less adjustability and precise aiming with 35° vertical tilt and 362° rotation.

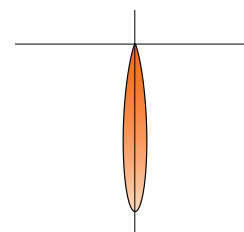
Field changeable beam spread optics to accommodate post-installation design changes.

Selection of die-cast trims with Solite lens to complement any design.

PoE compatible: Integrates with Power over Ethernet lighting systems via standard, low-voltage wires.

Available with The Naturals, a series of finishes that exude biophilic beauty.

## PERFORMANCE



### Adjustable Accent at 0° Spot, 3500K

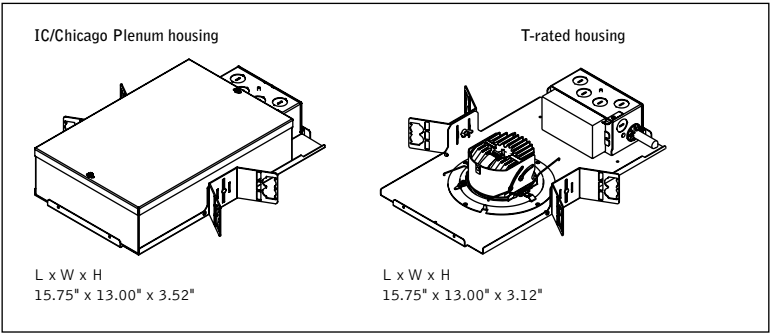
Watts	Delivered Lumens	CBCP
9	700	6454
12	900	8274
16	1100	10168
19	1300	12360

Photometric performance is measured in accordance with IESNA LM-79. Visit [focalpointlights.com](http://focalpointlights.com) for complete photometric data. Visit [energystar.gov](http://energystar.gov) for model specifics.

fixture:

project:

HOUSING DETAILS



HOUSING SPECIFICATIONS

LED System

Proprietary LED module with single light emitting source. May be specified in 2700K, 3000K, 3500K or 4000K in CRI>80 or CRI>90. Color accuracy within 2 SDCM. Aluminum heat sink provides appropriate thermal management.

Construction

Thermally protected housing for new construction applications. Insulation to be kept 3" away from housing. Type IC inherently protected, suitable for direct contact with insulation. Restrictive airflow per ASTM-E283. Butterfly brackets allow mounting to ½ emt. Order bar hangers as an accessory. Die-cast aluminum heat sink designed for maximum thermal dissipation. Die-formed housing and integral junction box with (7) ½" pry outs. UL & cUL listed for (8) #12 AWG (4 in, 4 out) 90°C conductors and feed through-branch wiring. Accommodates ceiling thicknesses from 0.5" to 1" thickness. For thicker ceiling consult factory. Fixture will not exceed 5 lb.

Adjustment

35° vertical tilt and 362° rotation of light module.

Electrical

Choice of constant current dimming drivers. Power factor > .9 typical. PoE compatible; Integrates with Power over Ethernet lighting systems via standard, low-voltage wires.

Emergency

Bodine BSL17C-C2. Emergency output —7W for 90 minutes. Above ceiling access only. Maximum mounting height: 10.78ft.

Labels

UL and cUL Listed. Suitable for Dry or Damp Locations, indoor use only. AA trim optic with Solite lens, wet location standard.

Lumen Maintenance

Reported: L70 at >55,000 hours                      Calculated: L70 at 420,000 hours  
L90 at >55,000 hours                                  L90 at 108,000 hours

Derived from EPA TM-21 calculator. Based on typical conditions, consult factory for additional data.

Reliability

At Focal Point, our products are designed to stand the test of time. Each luminaire is engineered using superior components, manufactured with the utmost care and rigorously tested. Contact us for reliability data.

Warranty

LED System rated for operation in ambient environments up to 25°C. 5-year limited warranty.

HOUSING ORDERING

Housing Series		FLCS3
ID+ 3.5" Round Housing	FLCS3	
Trim Type		RO
Round Overlap	RO	
Lumen Output		
700 Lumens	700L	
900 Lumens	900L	
1100 Lumens	1100L	
1300 Lumens	1300L	
Color Temperature		
2700K, 80+ CRI or 90+ CRI	27K or 927K	
3000K, 80+ CRI or 90+ CRI	30K or 930K	
3500K, 80+ CRI or 90+ CRI	35K or 935K	
4000K, 80+ CRI or 90+ CRI	40K or 940K	
Distribution		
15° Spot (AAS trim optic only)	SP	
18° Spot with Solite Lens	SPA	
25° Narrow Flood	NFL	
40° Flood	FL	
30° x 15° Linear Spread Lens	LS	
Voltage		
120V	120	
277V	277	
Low Voltage	LV	
Control System & Dimming Level		
0-10V - 1% Dimming	L11	
0-10V - 10% Dimming	LD1	
0-10V - 0% Dimming	LZ1	
Low Voltage, PoE compatible (No driver. Not available with EMR. LV Voltage only)	LVN	
Forward Phase (120V only. 700L & 1100L only.)	LFP	
DALI - 1% Dimming	D11	
DALI - 0% Dimming	DZ1	
Lutron Hi-Lume EcoSystem (LDE1) - 1% Dimming	LH1	
Housing Type		
IC Rated / Airtight (1300L not available. 1100 not available with Lutron.)	IC	
Thermally Protected, Non-IC (900 Lumen max with LVN)	T	
Factory Options		
Bar Hangers	BH	
Chicago Plenum / National Plenum (Inverter required to achieve Emergency lighting)	CP	
Emergency Battery with Remote Test Switch (Above ceiling access only, Not available with Chicago Plenum or IC)	EMR	
TRIM ORDERING		
Aperture		LCS3
3.5" Round Aperture	LCS3	
Trim Type		RO
Round Overlap	RO	
Optic		
Adjustable Accent (Solite lens standard)	AA	
Adjustable Accent - 15° Spot (Open optic, no wet location. SP distribution only)	AAS	
Reflector Color		
(See finishes page for The Naturals options)		
Clear Diffuse	CD	
Warm Diffuse	WD	
Black	BK	
White	WH	
Flange Finish		
(Leave blank for matching reflector and flange finish. Available with CD & WD only.)		
Black	BK	
White	WH	

ACCESSORIES

(One kit included per order as indicated in Distribution above. Order additional kits to change distribution in the field as needed.)	
Spot Kit	FLCS3-SPAK
Narrow Flood Kit	FLCS3-NFLK
Flood Kit	FLCS3-FLK
Linear Spread Kit	FLCS3-LSK

TRIM SPECIFICATIONS

Aesthetics

Reflector is Die-cast aluminum. Torsion springs pull trim tight to the ceiling with no visible fasteners within the trim. Trims are self-flanged. The Naturals: 100% low VOC vinyl.

Optics

Beam spreads achieved with optics that may be easily changed in field.

15° SPOT PERFORMANCE CHART

Delivered Lumens	System Watts	Lumens per Watt (LPW)	Center Beam Candlepower (CBCP)
700	9	77	6454
900	12	77	8274
1100	16	69	10168
1300	19	71	12360

Tested with 3500K, 80CRI, Clear Diffuse Reflector. Lumen multipliers: 90CRI = 0.75, WD = 0.9963, BK = 0.9726, WH = 1.0126. Lumen output may vary +/- 5%. Actual wattage may vary +/- 5%.



ID+ 3.5" Adjustable Accent  
Focal Point, LLC

Final Assembly: Chicago, Illinois, USA  
Life Expectancy: 10 Year(s)  
End of Life Options: Recyclable (55%), Landfill (45%)

Ingredients:

Steel; Aluminum; Small Electrical Components - RoHS Compliant; Copper; Carbonic dichloride, polymer with 4,4'-(1-methylethylidene)bis[phenol], 4-(1-methyl-1-phenylethyl)phenyl ester; Polyvinyl chloride; Zinc; Poly[imino(1,6-dioxo-1,6-hexanediyl)imino-1,6-hexanediyl]; Polymethyl methacrylate; Steel, carbon; Steel manufacture, chemicals; Benzene, ethenyl-, homopolymer, brominated; Bis(pentabromophenyl) ether (decabromodiphenyl ether) (DecaBDE); Polyethylene; Polypropylene; Glass, oxide, chemicals; Polyethylene Terephthalate/Polybutylene Terephthalate; Polydimethylsiloxane; Silica, amorphous, fumed, cryst-free; Di(2-ethylhexyl) terephthalate; Antimony oxide (Antimony trioxide); Calcium carbonate; Phenol, 4,4'-(1-methylethylidene)bis[2,6-dibromo-, polymer with (chloromethyl)oxirane and 4,4'-(1-methylethylidene)bis[phenol]; Nylon 6; Aluminum hydroxide; Tris (2-chloroethyl) phosphate (TCEP); Aluminum Oxide; Carbonic acid, polymer with 4,4'-(1-methylethylidene)bis[phenol]; CW107C Copper Alloy; Siloxanes and Silicones, Me Ph; Silsesquioxanes, Me; UNS S30100 Stainless Steel

<sup>1</sup>LBC Temp Exception RL-002 - Small Electrical Components

Living Building Challenge Criteria:

I-13 Red List:

- ☐ LBC Red List Free
- ☐ LBC Red List Approved
- ☒ Declared
- % Disclosed: 100% at 100ppm  
VOC Content: Not Applicable

I-10 Interior Performance: Not Applicable

I-14 Responsible Sourcing: Not Applicable


FPL-0006  
EXP. 01 JAN 2026  
Original Issue Date: 2024

MANUFACTURER RESPONSIBLE FOR LABEL ACCURACY  
INTERNATIONAL LIVING FUTURE INSTITUTE™ [living-future.org/declare](https://living-future.org/declare)

# Finishes



**STANDARD FINISHES**



**THE NATURALS (25% SCALE)**

