


ID+ 3.5" x 3.5" Trimless

LED ADJUSTABLE



clear diffuse



warm diffuse



black



white

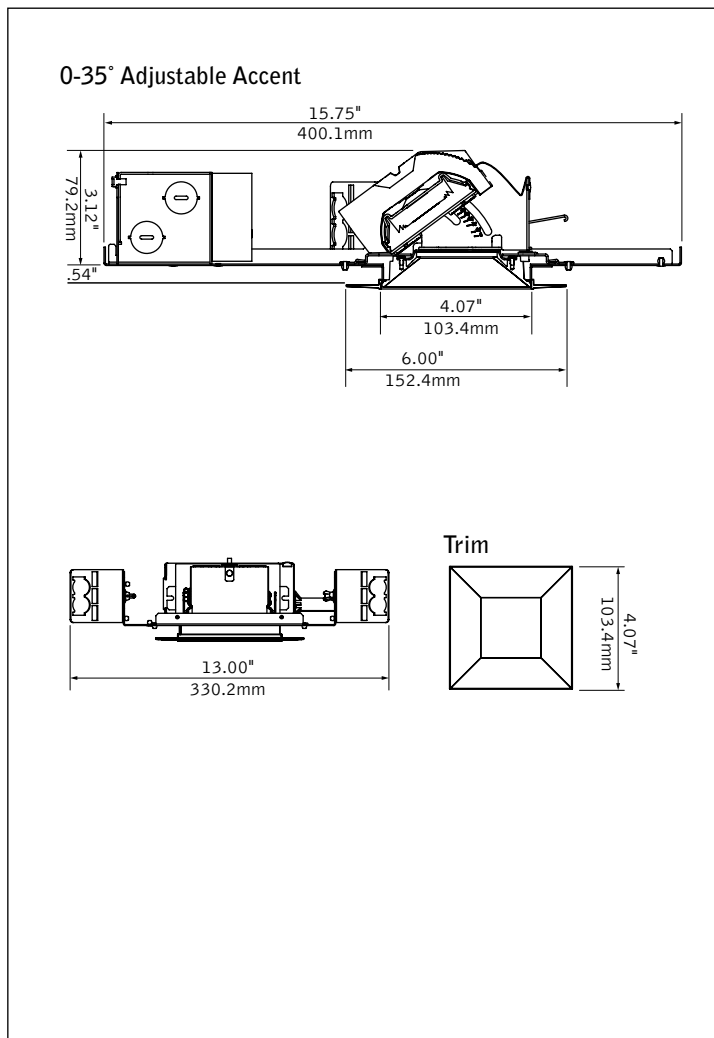


spot - open optic



overlap companion

DIMENSIONAL DATA



FEATURES

Trimless reflectors designed for mud-in applications.

Small aperture LED adjustable accent with shallow housing for restricted plenum ceilings.

Tension locking mechanism for tool-less adjustability and precise aiming with 35° vertical tilt and 362° rotation.

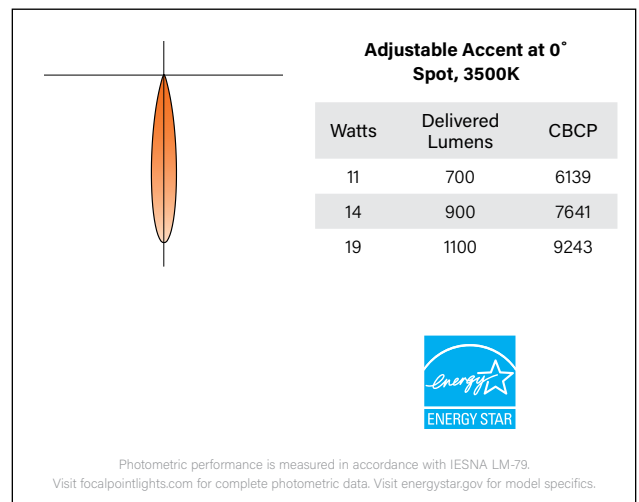
Field changeable beam spread optics to accommodate post-installation design changes.

Selection of die-cast trims with Solite lens to complement any design.

Built-in adjustment feature to ensure flawless alignment of installed trims.

PoE compatible: Integrates with Power over Ethernet lighting systems via standard, low-voltage wires.

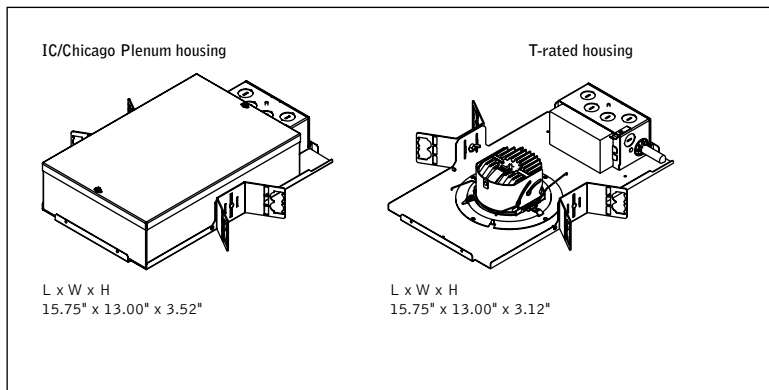
PERFORMANCE



fixture:

project:

HOUSING DETAILS



HOUSING SPECIFICATIONS

LED System

Proprietary LED module with single light emitting source. May be specified in 2700K, 3000K, 3500K or 4000K in CRI>80 or CRI>90. Color accuracy within 2 SDCM. Aluminum heat sink provides appropriate thermal management.

Construction

Thermally protected housing for new construction applications. Insulation to be kept 3" away from housing. Type IC inherently protected, suitable for direct contact with insulation. Restrictive airflow per ASTM-E283. Butterfly brackets allow mounting to 1/2 emt. Order bar hangers as an accessory. Die-cast aluminum heat sink designed for maximum thermal dissipation. Die-formed housing and integral junction box with (7) 1/2" pry outs. UL & cUL listed for (8) #12 AWG (4 in, 4 out) 90°C conductors and feed through-branch wiring. Accommodates ceiling thicknesses from 0.5" to 1" thickness. For thicker ceiling consult factory. Fixture will not exceed 5 lb.

Adjustment

35° vertical tilt and 362° rotation of light module.

Electrical

Choice of constant current dimming drivers. Power factor > .9 typical. PoE compatible: Integrates with Power over Ethernet lighting systems via standard, low-voltage wires.

Labels

UL and cUL Listed. Suitable for Dry or Damp Locations, indoor use only. AA trim optic with Solite lens, wet location standard.

Lumen Maintenance

Reported: L70 at >55,000 hours Calculated: L70 at 420,000 hours
 L90 at >55,000 hours L90 at 105,000 hours
 Derived from EPA TM-21 calculator. Based on typical conditions, consult factory for additional data.

Reliability

At Focal Point, our products are designed to stand the test of time. Each luminaire is engineered using superior components, manufactured with the utmost care and rigorously tested. Contact us for reliability data.

Warranty

LED System rated for operation in ambient environments up to 25°C. 5-year limited warranty.

TRIM SPECIFICATIONS

Aesthetics

Reflector is Die-cast aluminum. Torsion springs pull trim tight to the ceiling with no visible fasteners within the trim. All trimless luminaires come with a high precision, injection molded ceiling finish ring

Optics

Beam spreads achieved with optics that may be easily changed in field.

15° SPOT PERFORMANCE CHART

Delivered Lumens	System Watts	Lumens per Watt (LPW)	Center Beam Candlepower (CBCP)
700	11	65	6139
900	14	66	7641
1100	19	56	9243

Tested with 3500K, 80CRI, Clear Diffuse Reflector. Lumen multipliers: 90CRI = 0.75, WD = 0.9963, BK = 0.9726, WH = 1.0126. Lumen output may vary +/- 5%. Actual wattage may vary +/- 5%.

HOUSING ORDERING

Housing Series		FLCS33
ID+ 3.5" Square Housing	FLCS33	
Trim Type		ST
Square Trimless	ST	
Lumen Output		
700 Lumens	700L	
900 Lumens	900L	
1100 Lumens	1100L	
Color Temperature		
2700K, 80+ CRI or 90+ CRI	27K or 927K	
3000K, 80+ CRI or 90+ CRI	30K or 930K	
3500K, 80+ CRI or 90+ CRI	35K or 935K	
4000K, 80+ CRI or 90+ CRI	40K or 940K	
Distribution		
15° Spot <small>(AAS trim optic only)</small>	SP	
18° Spot with Solite Lens	SPA	
25° Narrow Flood	NFL	
45° Flood	FL	
30° x 15° Linear Spread Lens	LS	
Voltage		
120V	120	
277V	277	
Low Voltage	LV	
Control System & Dimming Level		
0-10V - 1% Dimming	L11	
0-10V - 10% Dimming	LD1	
0-10V - 0% Dimming	LZ1	
Low Voltage, PoE compatible <small>(No driver. LV Voltage only)</small>	LVN	
Forward Phase <small>(120V only, 700L & 900L only)</small>	LFP	
DALI - 1% Dimming	D11	
DALI - 0% Dimming	DZ1	
Lutron Hi-Lume EcoSystem (LDE1) - 1% Dimming	LH1	
Lutron 5-Series EcoSystem (LDE5) - 5% Dimming <small>(900L only, T-rated housing only)</small>	LU5	
Lutron Hi-Lume - Forward Phase - 1% Dimming <small>(120V only)</small>	LTE	
Housing Type		
IC Rated / Airtight <small>(700L & 900L only, 900L not available with Lutron.)</small>	IC	
Thermally Protected, Non-IC <small>(700 only with LVN)</small>	T	
Factory Options		
Bar Hangers	BH	
Chicago Plenum / National Plenum <small>(Inverter required to achieve Emergency lighting)</small>	CP	
TRIM ORDERING		LCS33
Aperture		
3.5" Square Aperture	LCS33	
Trim Type		ST
Square Trimless	ST	
Optic		
Adjustable Accent <small>(Solite lens standard)</small>	AA	
Adjustable Accent - 15° Spot <small>(Open optic, no wet location, SP distribution only)</small>	AAS	
Reflector Color		
Clear Diffuse	CD	
Warm Diffuse	WD	
Black	BK	
White	WH	
ACCESSORIES		
<small>(One kit included per order as indicated in Distribution above. Order additional kits to change distribution in the field as needed.)</small>		
Spot Kit	FLCS33-SPAK	
Narrow Flood Kit	FLCS33-NFLK	
Flood Kit	FLCS33-FLK	
Linear Spread Kit	FLCS33-LSK	
Wood Ceiling Installation Kit	LC33-WOOD-KIT	
<small>(One kit recommended per 10 downlights)</small>		