

ID+ 3.5" x 3.5"

LED ADJUSTABLE



clear diffuse



warm diffuse



black



white



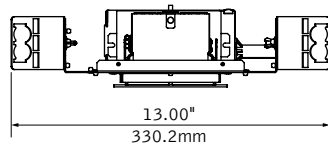
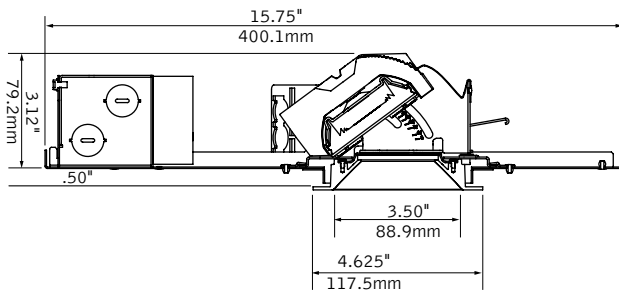
spot - open optic



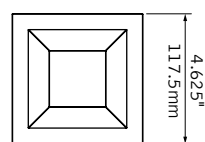
trimless
companion

DIMENSIONAL DATA

0-35° Adjustable Accent



Trim



FEATURES

Small aperture LED adjustable accent with shallow housing for restricted plenum ceilings.

Tension locking mechanism for tool-less adjustability and precise aiming with 35° vertical tilt and 362° rotation.

Field changeable beam spread optics to accommodate post-installation design changes.

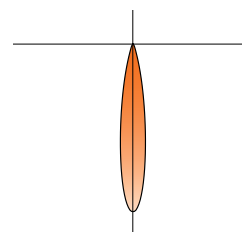
Selection of die-cast trims with Solite lens to complement any design.

Built-in adjustment feature to ensure flawless alignment of installed trims.

PoE compatible: Integrates with Power over Ethernet lighting systems via standard, low-voltage wires.

Available with The Naturals, a series of finishes that exude biophilic beauty.

PERFORMANCE



Adjustable Accent at 0° Spot, 3500K

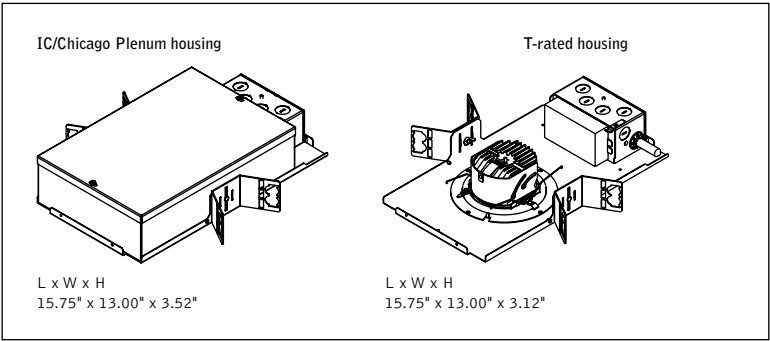
Watts	Delivered Lumens	CBCP
11	700	6139
14	900	7641
19	1100	9243

Photometric performance is measured in accordance with IESNA LM-79.
Visit focalpointlights.com for complete photometric data. Visit energystar.gov for model specifics.

fixture:

project:

HOUSING DETAILS



HOUSING SPECIFICATIONS

LED System

Proprietary LED module with single light emitting source. May be specified in 2700K, 3000K, 3500K or 4000K in CRI>80 or CRI>90. Color accuracy within 2 SDCM. Aluminum heat sink provides appropriate thermal management.

Construction

Thermally protected housing for new construction applications. Insulation to be kept 3" away from housing. Type IC inherently protected, suitable for direct contact with insulation.Restrictive airflow per ASTM-E283. Butterfly brackets allow mounting to ½ emt. Order bar hangers as an accessory. Die-cast aluminum heat sink designed for maximum thermal dissipation. Die-formed housing and integral junction box with (7) 1/2" pry outs. UL & cUL listed for (8) #12 AWG (4 in, 4 out) 90°C conductors and feed through-branch wiring. Accommodates ceiling thicknesses from 0.5" to 1" thickness. For thicker ceiling consult factory. Fixture will not exceed 5 lb.

Adjustment

35° vertical tilt and 362° rotation of light module.

Electrical

Choice of constant current dimming drivers. Power factor > .9 typical. PoE compatible; Integrates with Power over Ethernet lighting systems via standard, low-voltage wires.

Emergency

Bodine BSL17C-C2. Emergency output —7W for 90 minutes. Above ceiling access only. Maximum mounting height: 10.78ft.

Labels

UL and cUL Listed. Suitable for Dry or Damp Locations, indoor use only. AA trim optic with Solite lens, wet location standard.

Lumen Maintenance

Reported: L70 at >55,000 hours Calculated: L70 at 420,000 hours
 L90 at >55,000 hours L90 at 108,000 hours

Derived from EPA TM-21 calculator. Based on typical conditions, consult factory for additional data.

Reliability

At Focal Point, our products are designed to stand the test of time. Each luminaire is engineered using superior components, manufactured with the utmost care and rigorously tested. Contact us for reliability data.

Warranty

LED System rated for operation in ambient environments up to 25°C. 5-year limited warranty.

HOUSING ORDERING

Housing Series	FLCS33
ID+ 3.5" Square Housing	FLCS33
Trim Type	SO
Square Overlap	SO
Lumen Output	
700 Lumens	700L
900 Lumens	900L
1100 Lumens	1100L
Color Temperature	
2700K, 80+ CRI or 90+ CRI	27K or 927K
3000K, 80+ CRI or 90+ CRI	30K or 930K
3500K, 80+ CRI or 90+ CRI	35K or 935K
4000K, 80+ CRI or 90+ CRI	40K or 940K
Distribution	
15° Spot (AAS trim optic only)	SP
18° Spot with Solite Lens	SPA
25° Narrow Flood	NFL
45° Flood	FL
30° x 15° Linear Spread Lens	LS
Voltage	
120V	120
277V	277
Low Voltage	LV
Control System & Dimming Level	
0-10V - 1% Dimming	L11
0-10V - 10% Dimming	LD1
0-10V - 0% Dimming	LZ1
Low Voltage, PoE compatible (No driver. Not available with EMR, LV Voltage only)	LVN
Forward Phase (120V only, 700L & 900L only)	LFP
DALI - 1% Dimming	D11
DALI - 0% Dimming	DZ1
Lutron Hi-Lume EcoSystem (LDE1) - 1% Dimming	LH1
Housing Type	
IC Rated / Airtight (700L & 900L only, 900L not available with Lutron)	IC
Thermally Protected, Non-IC (700 only with LVN)	T
Factory Options	
Bar Hangers	BH
Chicago Plenum / National Plenum (Inverter required to achieve Emergency lighting)	CP
Emergency Battery with Remote Test Switch (Above ceiling access only, Not available with Chicago Plenum or IC)	EMR

TRIM ORDERING

Aperture	LCS33
3.5" Square Aperture	LCS33
Trim Type	SO
Square Overlap	SO
Optic	
Adjustable Accent (Solite lens standard)	AA
Adjustable Accent - 15° Spot (Open optic, no wet location, SP distribution only)	AAS
Reflector Color (See finishes page for The Naturals options)	
Clear Diffuse	CD
Warm Diffuse	WD
Black	BK
White	WH
Flange Finish (Leave blank for matching reflector and flange finish. Available with CD & WD only)	
Black	BK
White	WH

ACCESSORIES

(One kit included per order as indicated in Distribution above. Order additional kits to change distribution in the field as needed.)	
Spot Kit	FLCS33-SPAK
Narrow Flood Kit	FLCS33-NFLK
Flood Kit	FLCS33-FLK
Linear Spread Kit	FLCS33-LSK

TRIM SPECIFICATIONS

Aesthetics

Reflector is Die-cast aluminum. Torsion springs pull trim tight to the ceiling with no visible fasteners within the trim. Trims are self-flanged. The Naturals: 100% low VOC vinyl.

Optics

Beam spreads achieved with optics that may be easily changed in field.

15° SPOT PERFORMANCE CHART

Delivered Lumens	System Watts	Lumens per Watt (LPW)	Center Beam Candlepower (CBCP)
700	11	65	6139
900	14	66	7641
1100	19	56	9243

Tested with 3500K, 80CRI, Clear Diffuse Reflector. Lumen multipliers: 90CRI = 0.75, WD = 0.9963, BK = 0.9726, WH = 1.0126. Lumen output may vary +/- 5%. Actual wattage may vary +/- 5%.



ID+ 3.5" Adjustable Accent
Focal Point, LLC

Final Assembly: Chicago, Illinois, USA
Life Expectancy: 10 Year(s)
End of Life Options: Recyclable (55%), Landfill (45%)

Ingredients:

Steel; Aluminum; Small Electrical Components - RoHS Compliant; Copper; Carbonic dichloride, polymer with 4,4'-(1-methylethylidene)bis[phenol], 4-(1-methyl-1-phenylethyl)phenyl ester; Polyvinyl chloride; Zinc; Poly[imino(1,6-dioxo-1,6-hexanediyl)imino-1,6-hexanediyl]; Polymethyl methacrylate; Steel, carbon; Steel manufacture, chemicals; Benzene, ethenyl-, homopolymer, brominated; Bis(pentabromophenyl) ether (decabromodiphenyl ether) (DecaBDE); Polyethylene; Polypropylene; Glass, oxide, chemicals; Polyethylene Terephthalate/Polybutylene Terephthalate; Polydimethylsiloxane; Silica, amorphous, fumed, cryst-free; Di(2-ethylhexyl) terephthalate; Antimony oxide (Antimony trioxide); Calcium carbonate; Phenol, 4,4'-(1-methylethylidene)bis[2,6-dibromo-, polymer with (chloromethyl)oxirane and 4,4'-(1-methylethylidene)bis[phenol]; Nylon 6; Aluminum hydroxide; Tris (2-chloroethyl) phosphate (TCEP); Aluminum Oxide; Carbonic acid, polymer with 4,4'-(1-methylethylidene)bis[phenol]; CW107C Copper Alloy; Siloxanes and Silicones, Me Ph; Silsesquioxanes, Me; UNS S30100 Stainless Steel

¹LBC Temp Exception RL-002 - Small Electrical Components

Living Building Challenge Criteria:

I-13 Red List:

- ☐ LBC Red List Free
- ☐ LBC Red List Approved
- ☒ Declared
- % Disclosed: 100% at 100ppm
- VOC Content: Not Applicable

I-10 Interior Performance: Not Applicable

I-14 Responsible Sourcing: Not Applicable


FPL-0006
EXP. 01 JAN 2026
Original Issue Date: 2024

MANUFACTURER RESPONSIBLE FOR LABEL ACCURACY
INTERNATIONAL LIVING FUTURE INSTITUTE™ living-future.org/declare

Finishes



STANDARD FINISHES



WHITE WH BLACK BK CLEAR DIFFUSE CD WARM DIFFUSE WD

THE NATURALS (25% SCALE)



LIGHT OAK LOK GRAY ELM GRE CHESTNUT CHT WALNUT WLT WOVEN LINEN WLN