

# ID+ 4.5" x 4.5"

LED WALL WASH



clear diffuse




warm diffuse



white




clear diffuse &  
white flange



warm diffuse &  
white flange

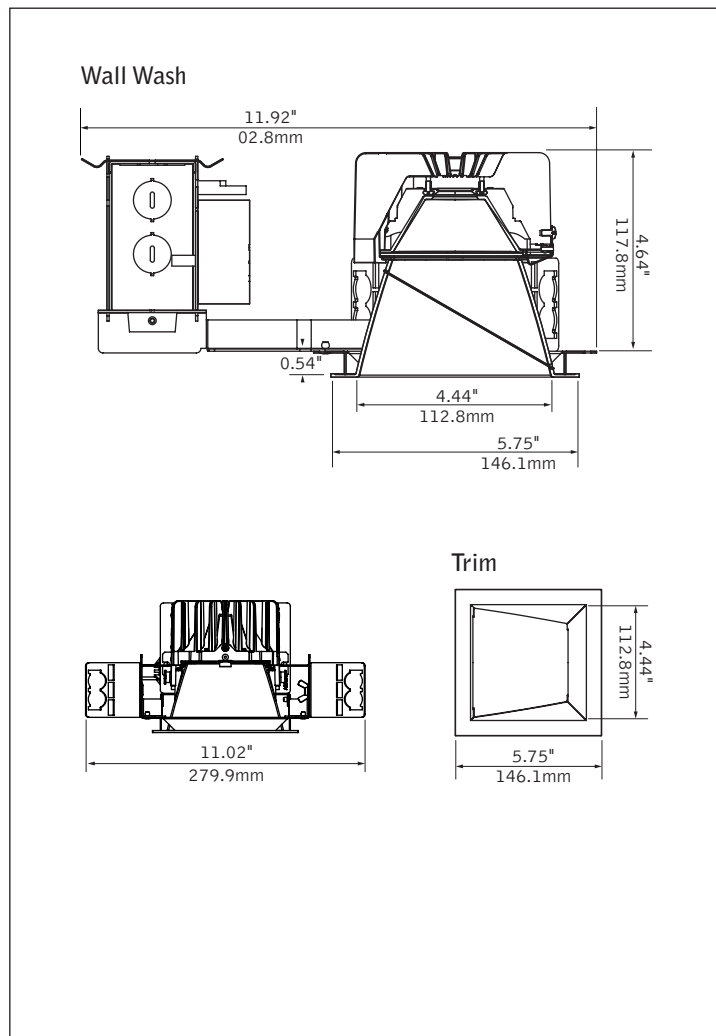


black



trimless companion

## DIMENSIONAL DATA



## FEATURES

Field adjustability of ceiling thickness from 0.5" to 3.0".

50° cutoff to light source and its image.

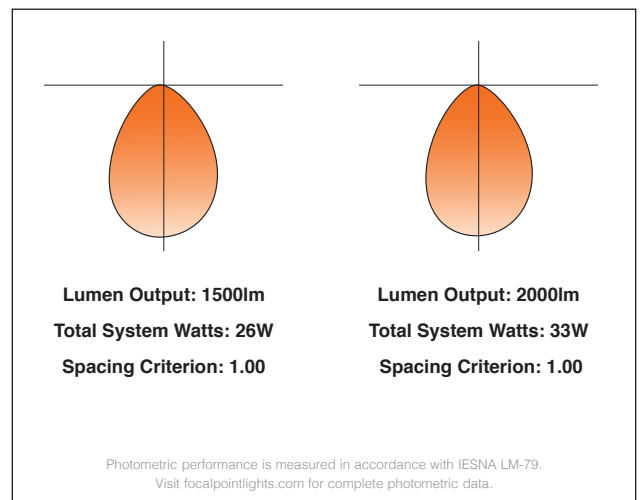
Right Light: Standard delivered lumen outputs 1000, 1500, and 2000.

Warm Dim: Lighting that enhances spaces with a warm glow, reminiscent of incandescent or halogen light sources.

PoE compatible: Integrates with Power over Ethernet lighting systems via standard, low-voltage wires.

Compatible with common pre-engineered grid ceiling systems requiring luminaires fitting into a 6" slot.

## PERFORMANCE

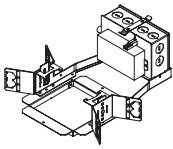


fixture:

project:

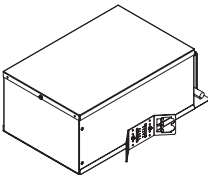
HOUSING DETAILS

Standard



L x W x H  
12.21" x 11.02" x 5.31"

IC/Chicago Plenum



L x W x H  
16.85" x 11.45" x 6.13"

HOUSING SPECIFICATIONS

Construction

Thermally protected housing for new construction applications. Insulation to be kept 3" away from housing. Type IC inherently protected, suitable for direct contact with insulation. Butterfly brackets allow mounting to 1/2" emt. Order bar hangers as an accessory. Die-cast aluminum heat sink designed for maximum thermal dissipation. Die-formed housing and integral junction box with (7) 1/2" pry-outs. T-rated: UL & cUL Listed for (6) #14 AWG (3 in, 3 out) 90°C conductors and feed through-branch wiring. IC/CP housing: UL & cUL Listed for (8) #12 AWG (4 in, 4 out) 90°C conductors and feed through-branch wiring for IC/CP housing. Accommodates ceiling thicknesses up to 0.5" standard, field adjustable up to 3.0" thickness. For thicker ceiling consult factory. Order TZB option for TechZone compatible housing brackets. T-rated housing will not exceed 6lb, IC/CP housing will not exceed 12lb.

Electrical

Choice of constant current dimming drivers. Power factor > .9 typical. PoE compatible: Integrates with Power over Ethernet lighting systems via standard, low-voltage wires.

Labels

UL and cUL Listed. Suitable for Dry, Damp or Wet Locations, indoor use only. Specify Outdoor rated (OD) for outdoor recessed ceiling applications.

Lumen Maintenance

Reported: L70 at >55,000 hours

Calculated: L70 at 204,000 hours

L90 at >55,000 hours

L90 at 59,000 hours

Derived from EPA TM-21 calculator. Based on typical conditions, consult factory for additional data.

Reliability

At Focal Point, our products are designed to stand the test of time. Each luminaire is engineered using superior components, manufactured with the utmost care and rigorously tested. Contact us for reliability data.

Warranty

LED System rated for operation in ambient environments up to 25°C. 5-year limited warranty. Fixture with Outdoor rated option must be installed in a covered ceiling and is warrantied for operation in ambient environments between -20°C to +40°C.

TRIM & LED SPECIFICATIONS

LED System

Proprietary array incorporates premium LEDs on a robust platform. May be specified in 2700K, 3000K, 3500K or 4000K, 80+ CRI or 90+ CRI. 3500K and 4000K with CRI>90 have a cyanosis observation index (COI) of 3.3 or less. Color accuracy within 2 SDCM. Aluminum heat sink provides appropriate thermal management.




Aesthetics

Torsion springs pull single molded die-cast trim right to the ceiling with no visible fasteners within the trim.

Optics

50-degree cut-off to light source and its image. Wall wash features acrylic diffuser to provide smooth illumination down the wall.

PERFORMANCE CHART

Lumen Output	Delivered Lumens	System Watts	LPW
1000L	1000	17	59
 1000L	1096	25	43
1500L	1505	26	57
 1500L	1549	37	42
2000L	2004	33	60
 2000L	1740	39	45

Based on 3500K, 80 CRI. White. WDM base on 3000 - 1800K, 90 CRI, 2000lm based on 2700k - 1800L, 90CRI. Lumen output may vary +/- 5%. Actual wattage may vary +/- 5%.

Focal Point LLC reserves the right to change specifications for product improvement without notification.

HOUSING ORDERING

Housing Series	FLC44W
ID+ 4.5" Square Wall Wash	FLC44W
Trim Type	SO
Square Overlap	SO
Color Options	
Standard White, 80 & 90 CRI	SW
Warm Dim	WDM
(1000 & 1500 lumens only for 3000-1800K. 1500 & 2000 lumens only for 2700-1800K. UNV not available.)	
Lumen Output	
1000 Lumens	1000L
1500 Lumens	1500L
2000 Lumens	2000L
(Not available with LTE or LFP)	
Voltage	
UNV 120V/277V	UNV
(IC housing only. Not available with LFP or LTE.)	
120V	120
277V	277
Low Voltage	LV
(IC housing: 1500L max. T housing not available.)	
Control System & Dimming Level	
0-10V - 0% Dimming	LZ1
0-10V - 1% Dimming	L11
0-10V - 10% Dimming	LD1
Low Voltage, PoE compatible	LVN
(No driver. IC housing only. LV Voltage only.)	
Forward Phase	LFP
(120V only)	
Lutron Hi-Lume EcoSystem (LDE1) - 1% Dimming	LH1
Lutron 5-Series EcoSystem (LDE5) - 5% Dimming	LU5
Lutron Hi-Lume - Forward Phase - 1% Dimming	LTE
(120V only)	
DALI - 0% Dimming	DZ1
DALI - 1% Dimming	D11
Housing Type	
IC Rated / Airtight	IC
(L11, LVN, LD1, LH1, LU5 1500L max. LZ1, D11, DZ1, LFP, 1000L max. LTE not available. LC44AT required for Airtight)	
Thermally Protected	T
Factory Options	
Bar Hangers	BH
Chicago Plenum / National Plenum	CP
Outdoor Rated	OD
Bracket for 6" slot pre-engineered ceiling	TZB
TRIM & LED MODULE	
Aperture	
4.5" Square Reflector	LC44
4.5" Square Reflector - Airtight	LC44AT
(IC housing required for Airtight rating)	
Trim Type	SDO
Square Die-Cast Overlap	SDO
Lumen Output	
(Trim & Housing output must match)	
1000 Lumens	1000L
1500 Lumens	1500L
2000 Lumens	2000L
Color Temperature	
2700K, 80+ CRI or 90+ CRI	27K or 927K
3000K, 80+ CRI or 90+ CRI	30K or 930K
3500K, 80+ CRI or 90+ CRI	35K or 935K
4000K, 80+ CRI or 90+ CRI	40K or 940K
Warm Dim: 2700-1800K, 90+ CRI	92718W
(1500 & 2000 lumens only)	
Warm Dim: 3000-1800K, 90+ CRI	93018W
(1000 & 1500 lumens only)	
Optic	WW
Wall Wash	WW
Color	
Clear Diffuse	CD
Warm Diffuse	WD
Black	BK
(Black Flange Finish only)	
White	WH
(White Flange Finish only)	
Flange Finish	
Non-Painted	NP
(Clear and warm diffuse only)	
Black Painted	BP
White Painted	WP



Options in red and orange qualify for 2-day and 5-day Quickship respectively, up to 100 pieces. If red and orange options make an ordering string, 5-day Quickship applies. See Quickship Guide for more details.