


Equation™ 2 2x2

LED




opal acrylic lens



MicroGlow lens



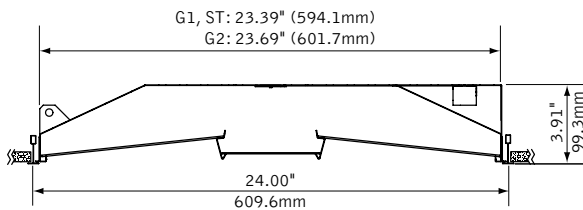
suspended or
surface mount



air return

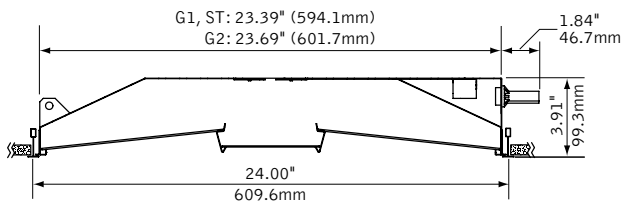
DIMENSIONAL DATA

2000 - 5000 Lumens



5500 - 7000 Lumens

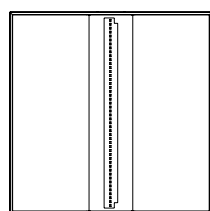
thermal protector required



Overall height of luminaire with air return is 4.60"

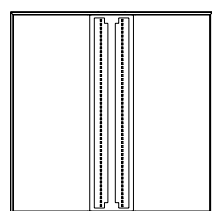
led options

Standard



1 LED board

High Efficiency



2 LED boards

FEATURES

Equation™ 2 blends sleek aesthetics with uniform diffuse illumination.

Center diffuser features MicroGlow prismatic lens for brightness control and visual comfort. Opal acrylic center lens may also be specified.

Premium LEDs operate efficiently to achieve excellent thermal management and reliable operation.

Connected Solutions: Integrates with wired and wireless building lighting control systems.

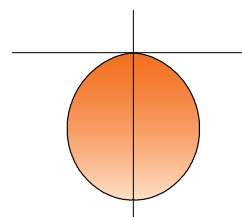
Preferred Light: Lighting for better color rendition and human preference.

PoE compatible: Integrates with Power over Ethernet lighting systems via standard, low-voltage wires.

PERFORMANCE

PRODUCT OVERVIEW

Lumen Output:	2000-7000lm
Wattage:	20-79W
LPW:	89-109
SDCM:	3



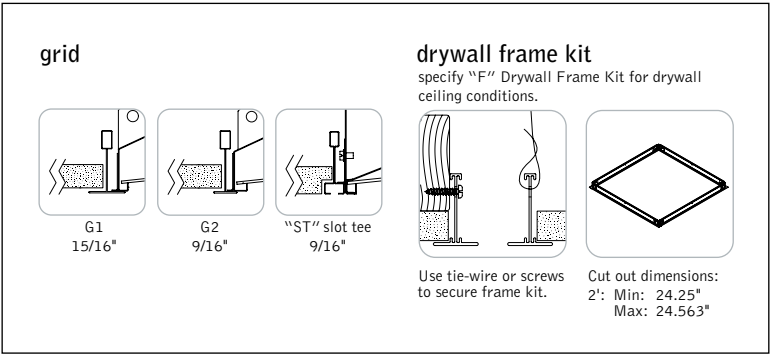
Opal Acrylic Lens

Delivered Lumens: 3500lm

Total System Watts: 35W

Photometric performance is measured in accordance with IESNA LM-79.
Visit focalpointlights.com for complete photometric data.

MOUNTING INFORMATION



SPECIFICATIONS

LED System

Proprietary linear LED module incorporates premium LEDs on a robust platform to achieve excellent thermal management. LEDs are placed to promote a uniform appearance. Available in 2700K, 3000K, 3500K or 4000K with CRI>80 or CRI>90, 3SDCM, 3500K and 4000K with CRI>90 have a cyanosis observation index (COI) of 3.3 or less. Contact factory for additional color temperature and CRI options. 0-10V dimming driver standard. LED modules and drivers are replaceable from below.

Construction

One-piece 24 Ga. steel reflector and housing. Bottom access 24 Ga. steel driver compartment. Positional brackets supplied as standard. Standard weight: 15.4 lbs. Surface-mount/suspended weight: 19 lbs.

Optic

24 Ga. steel reflectors finished in matte satin white powder coat. .080" thick frosted white acrylic diffusers. Center shielding options include .080" thick opal acrylic lens or MicroGlow prismatic lens with optical filter overlay.

Electrical

Standard 120-277V driver includes 0-10V analog dimming. Power factor > .9. Optional DALI, Lutron EcoSystem or Step-dimming drivers available. PoE compatible: Integrates with Power over Ethernet lighting systems via standard, low-voltage wires.

Emergency

Emergency battery output—10 watts for 90 minutes. Emergency Circuit with Connected Solutions (NLT1, ENL1, CLM1, DLM1) requires a UL924 compliant device, consult factory.

Labels

UL and cUL listed. Suitable for Dry or Damp Locations, indoor use only.

Finish

Polyester powder coat applied over a multi-stage pre-treatment.

Lumen Maintenance

Reported: L70 at >61,000 hours Calculated: L70 at 190,000 hours
L80 at >61,000 hours L80 at 115,000 hours
(Derived from EPA TM-21 calculator. Based on typical conditions, consult factory for additional data.)

Reliability

At Focal Point, our products are designed to stand the test of time. Each luminaire is engineered using superior components, manufactured with the utmost care and rigorously tested. Contact us for reliability data.

Warranty

LED system rated for operation in ambient environments up to 25°C. 5-year limited warranty.

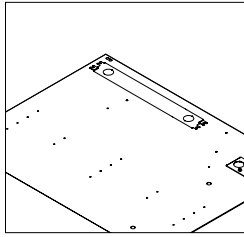
PERFORMANCE CHART

Lumen Output				Lumen Output			
		Tested System Watts	LPW			Tested System Watts	LPW
2000	2000L	18	106	4000	4000LH	37	105
	2500L	24	100	4500	4500LH	43	103
2500	2500LH	23	105	5000	5000LH	49	100
	3000L	30	97	5500	5500LH	56	94
3000	3000LH	27	107	6000	6000LH	63	95
	3500L	36	95	6500	6500LH	71	92
3500	3500LH	32	107	7000	7000LH	79	89

Based on 3500K, 80 CRI, Opal Acrylic Lens. Lumen multipliers: Preferred Light = 0.65, 90+ CRI = 0.87, MicroGlow Prismatic Lens = 0.94. Lumen output may vary +/- 5%. Actual wattage may vary +/- 5%.

ORDERING		FEQ2
Luminaire Series	Equation 2	FEQ2
Nominal Size	2' x 2'	22
Shielding		
Opal Acrylic Lens	AC	
MicroGlow Prismatic Lens	MG	
Lumen Output		
Standard		
2000 Lumens	2000L	
2500 Lumens	2500L	
3000 Lumens	3000L	
3500 Lumens	3500L	
High Efficiency		
2500 Lumens	2500LH	
3000 Lumens	3000LH	
3500 Lumens	3500LH	
4000 Lumens	4000LH	
4500 Lumens	4500LH	
5000 Lumens	5000LH	
5500 Lumens*	5500LH	
6000 Lumens*	6000LH	
6500 Lumens*	6500LH	
7000 Lumens*	7000LH	
(*Grid, Slot Tee Only)		
Color Temperature		
2700K, 80+ CRI or 90+ CRI	27K or 927K	
3000K, 80+ CRI or 90+ CRI	30K or 930K	
3500K, 80+ CRI or 90+ CRI	35K or 935K	
4000K, 80+ CRI or 90+ CRI	40K or 940K	
3500K, Preferred Light	P35K	
Circuit		1C
Single Circuit	1C	
Voltage		
UNV 120/277 Volt	UNV	
(Not available with 5500LH, 6000LH, 6500LH & 7000LH)		
120 Volt	120	
277 Volt	277	
347 Volt	347	
(Not available with SD5, CLM1, DLM1, ENL1 or NLT1. Transformer required for all drivers except LD1.)		
Low Voltage	LV	
Control System & Dimming Level		
0-10V - 10% Dimming	LD1	
0-10V - 1% Dimming	L11	
Low Voltage, PoE compatible	LVN	
(No driver. Not available with EM. LV Voltage only.)		
Lutron Hi-Lume EcoSystem (LDE1) - 1% Dimming	LH1	
DALI - 1% Dimming	D11	
Step Dimming	SD5	
Acuity nLight - 1% Dimming	NLT1	
(Not available with EM or CP)		
Enlighted Smart Sensor - 1% Dimming	ENL1	
Encelium CLM Connected Lighting Module - 1% Dimming	CLM1	
(Compatible with Encelium X Light Management System. Not available with EM.)		
Wattstopper DLM - 1% Dimming	DLM1	
(Not available with EM.)		
Mounting		
24" Aircraft Cable	C24	
48" Aircraft Cable	C48	
96" Aircraft Cable	C96	
Drywall Frame Kit	F	
(NLT1, ENL1, CLM1 & DLM1 not available)		
(Cut out dimensions: Min: 24.25"/Max: 24.563")		
15/16" Grid	G1	
9/16" Grid	G2	
Slot Tee	ST	
Surface Mount	SM	
(NLT1 & DLM1 not available)		
Factory Options		
Air Return	AR	
(Overall height with Air Return is 4.62"-4.89")		
Chicago Plenum	CP	
Emergency Battery	EM	
with Integral Test Switch		
(Cannot combine with 347V)		
6" New York City Flex Whip (120V)	FN1	
6" New York City Flex Whip (277V)	FN2	
6" Flex Whip	FW	
Finish		WH
Matte Satin White	WH	

Focal Point provides flexibility in meeting the needs of each project by integrating with several building lighting control systems. A variety of sensors, drivers and other components can be specified that allow the luminaires to communicate with wired and wireless networks. All zoning can be digitally reconfigured through the application software. Daylight harvesting, occupancy sensing, integration with HVAC systems, and individual controls enable the monitoring and modulating of light levels and temperature in order to save energy, reduce costs and maximize occupants' comfort. All Connected Solutions luminaires require a compatible building control system.†



nLight® provides a two-way wired digital lighting system allowing for on/off and dimming functionality, occupancy sensing, and multi-zone daylight harvesting.

Acuity nLight - 1% Dimming (NLT1)
Acuity Model #nEPS-60-IO

CAT-5 Cable provided by others. Serial labels will be provided on outside of luminaires and control unit.



Enlighted smart sensor allows for occupancy sensing, daylight harvesting, energy usage, temperature and light level control. Communicates wirelessly with the Enlighted network.

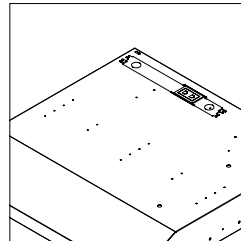
Enlighted Smart Sensor - 1% Dimming (ENL1)
Enlighted Model #SU-5E-IOT



Encelium's Connected Lighting Module (CLM) is fully compatible with the Encelium X Light Management System, as well as with 0-10V and DALI based LED drivers to allow for individual luminaire control, including on/off and dimming functionalities, occupancy sensing, and multi-zone daylight harvesting.

Encelium CLM - 1% Dimming (CLM1)
Encelium Model #ZBHA-CLM-DIM-ENC

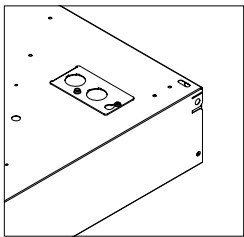
Serial labels will be provided on outside of luminaires and control unit.



A Digital Lighting Management (DLM) system that provides two-way wired communication between networked luminaires and control system to allow for on/off and dimming functionality, occupancy sensing and multi-zone daylight harvesting.

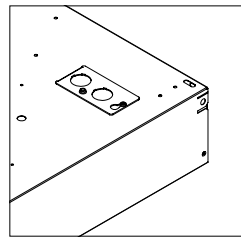
Wattstopper DLM - 1% Dimming (DLM1)
Wattstopper Model #LMFC-011

CAT-5 Cable provided by others. Serial labels will be provided on outside of luminaires and control unit.



A two-way digital network that enables on/off and dimming functionality, occupancy sensing, and multi-zone daylight harvesting working with Quantum®, Energi Savr Node™, and Energi TriPak® using EcoSystem® communication protocol.

Lutron Hi-Lume EcoSystem - 1% Dimming (LH1)
Lutron Model #LDE1



A two-way digital network that enables on/off and dimming functionality, occupancy sensing, and multi-zone daylight harvesting. Communicates with Züm wireless and SpaceBuilder working with Züm hub scheduling or FUSION management.

DALI - 1% Dimming (D11)
0-10V - 1% Dimming (L11)

Note: 0-10V is not a digital network but is compatible with Creston Züm™ system.

CONNECTED SOLUTIONS DETAILS

Connected Solution	Model #	Protocol	Compatible Networks*	Occupancy	Daylight	Temperature Reporting	Communication to Luminaire	Drivers
Acuity nLight (NLT1)	nEPS-60-IO**	nLight	nLight	Enabled	Enabled	No	Wired	eldoLED ECoDrive , eldoLED SOLOdrive
Crestron (D11, L11)	Specified Driver	DALI 0-10V	Crestron Züm Wireless & SpaceBuilder	Enabled	Enabled	No	Wired	eldoLED ECoDrive (DALI) , Advance by Signify (0-10V)
Enlighted Smart Sensor (ENL1)	SU-5E-IOT**	Enlighted RF	Enlighted	Integrated	Integrated	Yes	Wireless	Advance by Signify
Legrand Wattstopper DLM (DLM1)	LMFC-011**	DLM	DLM	Enabled	Enabled	No	Wired	Advance by Signify , Optotronic by eldoLED
Lutron EcoSystem (LH1)	LDE1**	EcoSystem	Quantum, Energi Savr Node, Energi TriPak	Enabled	Enabled	No	Wired	Lutron Hi-Lume
Encelium CLM Connected Lighting Module (CLM1)	ZBHA-CLM-DIM-ENC*	ZigBee	Encelium X Light Management System	Enabled	Enabled	No	Wireless	Optotronic by eldoLED Advance by Signify

*Not all compatible networks may be listed. **For performance data and additional control system details please visit the connected solutions manufacturer websites. Primary drivers are listed in **bold**. To specify a particular driver please consult factory.
†Controls systems supplied by others.