



Aerion® 2x2

LED



standard diffuser



round accent strip



square accent strip



red insert

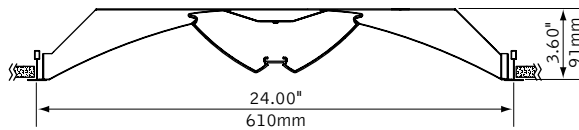


green insert



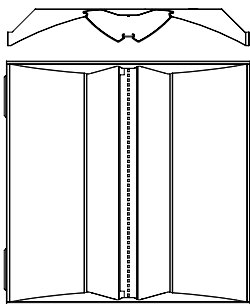
blue insert

DIMENSIONAL DATA



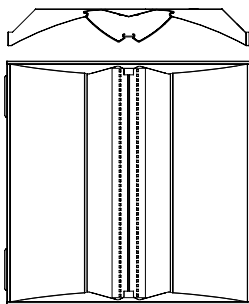
led options

Standard



1 LED board

High Efficiency



2 LED boards

FEATURES

Architectural recessed LED luminaire.

Aerion's sweeping curves and contemporary lines complement architecture.

Aerion's center lamp chamber provides minimal contrast between the diffuser and side reflectors creating even illumination and comfort.

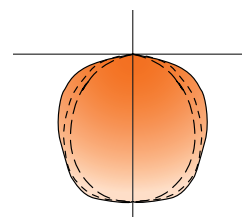
Aerion features a shallow 3.6" housing depth which flies under the radar of most plenum obstructions.

Stylized sloped endcaps highlight Aerion's distinctive look.

Acrylic diffuser has been designed with an upper and lower track that accepts individual or combinations of accent strips.

PoE compatible: Integrates with Power over Ethernet lighting systems via standard, low-voltage wires.

PERFORMANCE



PRODUCT OVERVIEW

| | |
|---------------|-------------|
| Lumen Output: | 2000-4000lm |
| Wattage: | 19-41W |
| LPW: | 94-105 |
| SDCM: | 3 |

High Performance
2500 Lumens (2500LH)
Delivered Lumens: 2500lm
Total System Watts: 24W

Photometric performance is measured in accordance with IESNA LM-79.
Visit focalpointlights.com for complete photometric data.

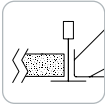
fixture:

project:

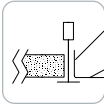
MOUNTING INFORMATION

grid


for lay-in grid, specify G1, G2 or G3.



g1
15/16"



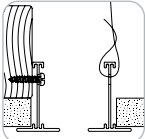
g2
9/16"



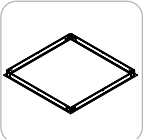
g3
slot 9/16"

drywall frame kit

specify "DF" Drywall Frame Kit for drywall ceiling conditions.



Use tie-wire or screws to secure frame kit.



cut out dimensions:
2': Min: 24.25"
Max: 24.563"

SPECIFICATIONS

LED System

Proprietary linear LED module incorporates premium LEDs on a robust platform to achieve excellent thermal management. LEDs are placed to promote a uniform appearance. Available in 3000K, 3500K or 4000K with CRI>80, 3SDCM. 0-10V dimming driver standard. LED modules are replaceable from below.

Construction

One piece 20 Ga. steel reflector and housing. Side access 20 Ga. steel driver compartment. Positional brackets supplied as standard. Unit weight: 17 lbs.

Optic

20 Ga. steel reflectors finished in matte satin white powder coat. .095" thick frosted white acrylic lamp diffusers with linear micro-prism pattern. Optional .020" thick acrylic accent strip available in round or square pattern.

Electrical

Standard 120-277V driver includes 0-10V analog dimming. Power factor > .9. Optional EcoSystem dimming drivers from Lutron available. PoE compatible: Integrates with Power over Ethernet lighting systems via standard, low-voltage wires.

Emergency Battery

Bodine BSL310-CAN. Emergency output—10 watts for 90 minutes. Grid and Drywall Frame kit mounting only.

Labels

UL and cUL Listed. Suitable for Dry or Damp Locations, indoor use only.

Finish

Polyester powder coat applied over a multi-stage pre-treatment. Optional Matte Satin White with anti-microbial coating provides 99.99% protection against a broad spectrum of micro-organisms.

Lumen Maintenance

Reported: L90 at >61,000 hours Calculated: L90 at 114,000 hours
Derived from EPA TM-21 calculator. Based on typical conditions, consult factory for additional data.

Reliability

At Focal Point, our products are designed to stand the test of time. Each luminaire is engineered using superior components, manufactured with the utmost care and rigorously tested. Contact us for reliability data.

Warranty

LED system rated for operation in ambient environments up to 25°C. 5-year limited warranty.

PERFORMANCE CHART

| Delivered Lumens | | Tested System Watts | LPW |
|------------------|--------|---------------------|-----|
| 2000 Lumens | 2000L | 19 | 105 |
| | 2500L | 26 | 96 |
| 2500 Lumens | 2500LH | 24 | 104 |
| | 3000L | 32 | 94 |
| 3000 Lumens | 3000LH | 29 | 103 |
| | 3500LH | 35 | 100 |
| 4000 Lumens | 4000LH | 41 | 98 |

Lumen output may vary +/- 5%. Actual wattage may vary +/- 5%

Focal Point LLC reserves the right to change specifications for product improvement without notification.

| ORDERING | | FARL |
|--|----------------------------|--------|
| Luminaire Series | Aerion LED | FARL |
| Nominal Size | 2' x 2' | 22 |
| Shielding | Acrylic Diffuser | AC |
| Acrylic Diffuser with Round Accent Strip | | RA |
| Acrylic Diffuser with Square Accent Strip | | SA |
| Optional Color Inserts | (Leave blank for no color) | |
| Red | R | |
| Green | G | |
| Blue | B | |
| Lumen Output | Standard | |
| 2000 Lumens | | 2000L |
| 2500 Lumens | | 2500L |
| 3000 Lumens | | 3000L |
| High Efficiency | | |
| 2500 Lumens | | 2500LH |
| 3000 Lumens | | 3000LH |
| 3500 Lumens | | 3500LH |
| 4000 Lumens | | 4000LH |
| Color Temperature | | |
| 3000K, 80+ CRI | | 30K |
| 3500K, 80+ CRI | | 35K |
| 4000K, 80+ CRI | | 40K |
| Circuit | | 1C |
| Single Circuit | | 1C |
| Voltage | | |
| 120 Volt | | 120 |
| 277 Volt | | 277 |
| UNV Volt | | UNV |
| (Cannot be specified with EM option) | | |
| Low Voltage | | LV |
| Control System & Dimming Level | | |
| 0-10V - 1% Dimming | | L11 |
| 0-10V - 10% Dimming | | LD1 |
| Low Voltage, PoE compatible | | LVN |
| (No driver. Not available with EM or EC. LV Voltage only) | | |
| Lutron Hi-Lume EcoSystem (LDE1) - | | |
| 1% Dimming | | LH1 |
| Step Dimming | | SD5 |
| (Grid and drywall mounting only) | | |
| DALI - 1% Dimming | | D11 |
| (Consult factory) | | |
| Mounting | | |
| 24" Aircraft Cable | | C24 |
| 48" Aircraft Cable | | C48 |
| 96" Aircraft Cable | | C96 |
| 15/16" Grid | | G1 |
| 9/16" Grid | | G2 |
| 9/16" Slot Tee | | G3 |
| Drywall Frame Kit | | F |
| (Cut out dimensions: Min: 24.25"/Max: 24.563") | | |
| Surface Mount | | SM |
| Factory Options | | |
| Air Return | | AR |
| (Overall height for luminaire with Air Return is 4.25") | | |
| Chicago Plenum | | CP |
| Emergency Battery Pack with Integral Test Switch | | EM |
| 6' New York City Flex Whip | | FNY |
| 6' Flex Whip | | FW |
| Finish | | |
| Matte White Housing | | WH |
| Matte Satin White with Anti-Microbial Coating | | WHA |