



Amica™ 2 2x2

LED

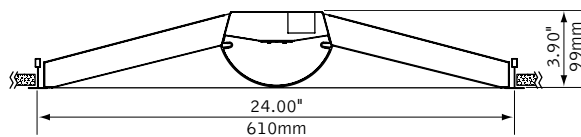


lens detail

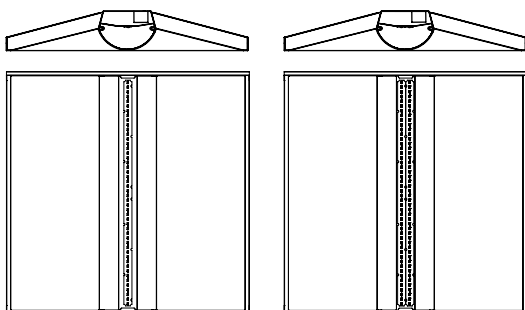


air return

DIMENSIONAL DATA



led options



Standard (1 LED Board)

High Efficiency (2 LED Boards)

FEATURES

Architectural recessed LED luminaire with classic lines to complement architecture.

Center ribbed diffuser masks LED brightness to create even illumination.

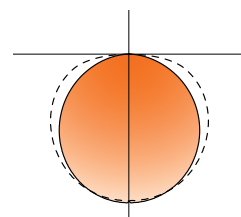
3.9" housing depth ideal for shallow plenum applications.

Access from below the ceiling for easy maintenance.

Connected Solutions: Integrates with wired and wireless building lighting control systems.

PoE compatible: Integrates with Power over Ethernet lighting systems via standard, low-voltage wires.

PERFORMANCE



PRODUCT OVERVIEW

Lumen Output:	2000-5000lm
Wattage:	15-38
LPW:	124-136
SDCM:	3

High Performance
2000 Lumens (2000LH)

Delivered Lumens: 2000lm

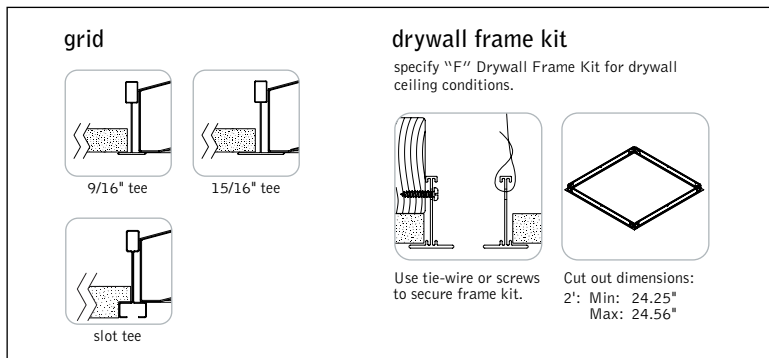
Total System Watts: 15W

Photometric performance is measured in accordance with IESNA LM-79. Visit focalpointlights.com for complete photometric data.

fixture:

project:

MOUNTING INFORMATION



SPECIFICATIONS

LED System

LED module incorporates premium LEDs on a robust platform to achieve excellent thermal management. LEDs are placed to promote a uniform appearance. Available in 3000K, 3500K or 4000K with CRI>80, 3 SDCM. LED modules and drivers are replaceable from below.

Construction

One piece 24 Ga. steel reflector and housing. Bottom access 24 Ga. steel driver compartment. Top access plate for electrical connection. Positional brackets supplied as standard. Unit weight: 9 lbs.

Optic

24 Ga. steel reflectors finished in matte satin white powder coat. .084" thick frosted white acrylic diffuser with linear micro-prism pattern.

Electrical

Standard 120-277V driver includes 0-10V analog dimming. Power factor > .9. LD1 not Right Light as standard, consult factory. PoE compatible: Integrates with Power over Ethernet lighting systems via standard, low-voltage wires.

Emergency

Emergency battery output—10 watts for 90 minutes. Maximum mounting height: 19.9ft Emergency Circuit with Connected Solutions (NLT1, ENL1, CLM1, DLM1) requires a UL924 compliant device, consult factory. PoE compatible: Integrates with Power over Ethernet lighting systems via standard, low-voltage wires.

Labels

UL and cUL Listed. Suitable for Dry or Damp Locations, indoor use only.

Finish

Polyester powder coat applied over a multi-stage pre-treatment. Optional Anti-Microbial paint finish available.

Lumen Maintenance

Reported: L70 at > 60,000 hours Calculated: L70 at 145,000 hours
L80 at > 60,000 hours L80 at 91,000 hours

Derived from EPA TM-21 calculator. Based on typical conditions, consult factory for additional data.

Reliability

At Focal Point, our products are designed to stand the test of time. Each luminaire is engineered using superior components, manufactured with the utmost care and rigorously tested. Contact us for reliability data.

Warranty

LED system rated for operation in ambient environments up to 25°C. 5-year limited warranty.

PERFORMANCE CHART

Delivered Lumens	Tested System Watts	LPW	Lumen Multipliers		
			CCT	CRI	Multiplier
2000 Lumens	2000L	16	3000K	80	0.81
	2000LH	15		90	0.93
2500 Lumens	2500L	20	3500K	80	1.00
	2500LH	20		90	0.96
3000 Lumens	3000L	23	4000K	80	0.85
	3000LH	22		90	0.98
3500 Lumens	3500L	28			
	3500LH	27			
4000 Lumens	4000L	32			
	4000LH	31			
4500 Lumens	4500LH	35			
	5000LH	38			

Based on 3500K, 80 CRI. *Lumen output may vary +/- 8%. Actual wattage may vary +/- 5%

Focal Point LLC reserves the right to change specifications for product improvement without notification.

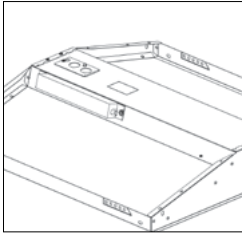
ORDERING

Luminaire Series	FAM2
Amica 2	FAM2
Nominal Size	22
2' x 2'	22
Shielding	ACR
Ribbed Acrylic Diffuser	ACR
Lumen Output	
Standard (1 LED Board)	
2000 Lumens	2000L
2500 Lumens	2500L
3000 Lumens	3000L
3500 Lumens	3500L
4000 Lumens	4000L
High Efficiency (2 LED Boards)	
2000 Lumens	2000LH
2500 Lumens	2500LH
3000 Lumens	3000LH
3500 Lumens	3500LH
4000 Lumens	4000LH
4500 Lumens	4500LH
5000 Lumens	5000LH
Color Temperature	
3000K, 80+ CRI or 90+ CRI	30K or 930K
3500K, 80+ CRI or 90+ CRI	35K or 935K
4000K, 80+ CRI or 90+ CRI	40K or 940K
Circuit	1C
Single Circuit	1C
Voltage	
120/277 UNV Volt	UNV
347 Volt	347
(LD1, CLM1 only. Not available with EM.)	
Low Voltage	LV
Control System & Dimming Level	
0-10V - 1% Dimming	L11
0-10V - 10% Dimming	LD1
(Not Right Light as standard, consult factory)	
Low Voltage, PoE compatible	LVN
(No driver. Not available with EM or EC. LV Voltage only)	
Lutron Hi-Lume EcoSystem (LDE1) - 1% Dimming	LH1
Step Dimming	SD5
DALI 1% Dimming	D11
Acuity nLight - 1% Dimming	NLT1
(Not available with Chicago Plenum. Recessed grid & drywall frame kit mounting only)	
Enlighted Smart Sensor - 1% Dimming	ENL1
Encelium CLM Connected Lighting Module - 1% Dimming	CLM1
(Compatible with Osram ENCELUM and ENCELUM EDGE systems only)	
Wattstopper DLM - 1% Dimming	DLM1
(Compatible with Encelium X Light Management System)	
Mounting	
Grid	G
Drywall Frame Kit	F
(Cut out dimensions: Min: 24.25"/Max: 24.56")	
Surface Mount	SM
24" Aircraft Cable	C24
48" Aircraft Cable	C48
96" Aircraft Cable	C96
Factory Options	
Air Return	AR
(Overall height for luminaire with Air Return is 4.4")	
Chicago Plenum	CP
(Not available with flex whip)	
Emergency Battery with Integral Test Switch	EM
6' New York City Flex Whip (120V)	FNY1
6' New York City Flex Whip (277V)	FNY2
6' Flex Whip	FW
Finish	
Matte Satin White	WH
Matte Satin White Anti-Microbial	WHA



Options in orange qualify for the Quickship program. 5-day up to 100 pieces, 10-day up to 300 pieces. Refer to Quickship Guide for complete details.

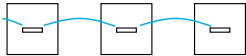
Focal Point provides flexibility in meeting the needs of each project by integrating with several building lighting control systems. A variety of sensors, drivers and other components can be specified that allow the luminaires to communicate with wired and wireless networks. All zoning can be digitally reconfigured through the application software. Daylight harvesting, occupancy sensing, integration with HVAC systems, and individual controls enable the monitoring and modulating of light levels and temperature in order to save energy, reduce costs and maximize occupants' comfort. All Connected Solutions luminaires require a compatible building control system.†



nLight® provides a two-way wired digital lighting system allowing for on/off and dimming functionality, occupancy sensing, and multi-zone daylight harvesting.

Acuity nLight - 1% Dimming (NLT1)
Acuity Model #nEPS-60-IO

CAT-5 Cable provided by others. Serial labels will be provided on outside of luminaires and control unit.



Enlighted smart sensor allows for occupancy sensing, daylight harvesting, energy usage, temperature and light level control. Communicates wirelessly with the Enlighted network.

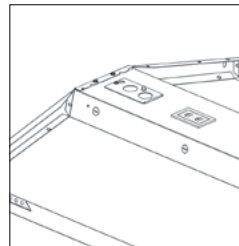
Enlighted Smart Sensor - 1% Dimming (ENL1)
Enlighted Model #SU-5E-IOT



Encelium's Connected Lighting Module (CLM) is fully compatible with the Encelium X Light Management System, as well as with 0-10V and DALI based LED drivers to allow for individual luminaire control, including on/off and dimming functionalities, occupancy sensing, and multi-zone daylight harvesting.

Encelium CLM - 1% Dimming (CLM1)
Encelium Model #ZBHA-CLM-DIM-ENC

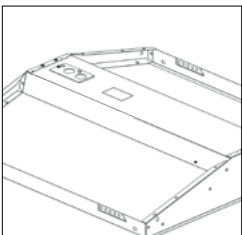
Serial labels will be provided on outside of luminaires and control unit.



A Digital Lighting Management (DLM) system that provides two-way wired communication between networked luminaires and control system to allow for on/off and dimming functionality, occupancy sensing and multi-zone daylight harvesting.

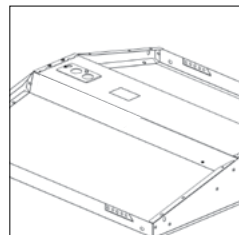
Wattstopper DLM - 1% Dimming (DLM1)
Wattstopper Model #LMFC-011

CAT-5 Cable provided by others. Serial labels will be provided on outside of luminaires and control unit.



A two-way digital network that enables on/off and dimming functionality, occupancy sensing, and multi-zone daylight harvesting working with Quantum®, Energi Savr Node™, and Energi TriPak® using EcoSystem® communication protocol.

Lutron Hi-Lume EcoSystem - 1% Dimming (LH1)
Lutron Model #LDE1



A two-way digital network that enables on/off and dimming functionality, occupancy sensing, and multi-zone daylight harvesting. Communicates with Züm wireless and SpaceBuilder working with Züm hub scheduling or FUSION management.

DALI - 1% Dimming (D11)
0-10V - 1% Dimming (L11)

Note: 0-10V is not a digital network but is compatible with Crestron Züm™ system.

CONNECTED SOLUTIONS DETAILS

Connected Solution	Model #	Protocol	Compatible Networks*	Occupancy	Daylight	Temperature Reporting	Communication to Luminaire	Drivers
Acuity nLight (NLT1)	nEPS-60-IO**	nLight	nLight	Enabled	Enabled	No	Wired	eldoLED ECODrive, eldoLED SOLOdrive
Crestron (D11, L11)	Specified Driver	DALI 0-10V	Crestron Züm Wireless & SpaceBuilder	Enabled	Enabled	No	Wired	eldoLED ECODrive (DALI), Advance by Signify (0-10V)
Enlighted Smart Sensor (ENL1)	SU-5E-IOT**	Enlighted RF	Enlighted	Integrated	Integrated	Yes	Wireless	Advance by Signify
Legrand Wattstopper DLM (DLM1)	LMFC-011**	DLM	DLM	Enabled	Enabled	No	Wired	Advance by Signify, Optotronic by eldoLED
Lutron EcoSystem (LH1)	LDE1**	EcoSystem	Quantum, Energi Savr Node, Energi TriPak	Enabled	Enabled	No	Wired	Lutron Hi-Lume
Encelium CLM Connected Lighting Module (CLM1)	ZBHA-CLM-DIM-ENC*	ZigBee	Encelium X Light Management System	Enabled	Enabled	No	Wireless	Optotronic by eldoLED Advance by Signify

*Not all compatible networks may be listed. **For performance data and additional control system details please visit the connected solutions manufacturer websites. Primary drivers are listed in bold. To specify a particular driver please consult factory. †Controls systems supplied by others.