


Eave®

ACOUSTIC PENDANT



FOCAL POINT®



White Oak Canopy




White Oak End Cap



Amber Oak Canopy



Amber Oak End Cap



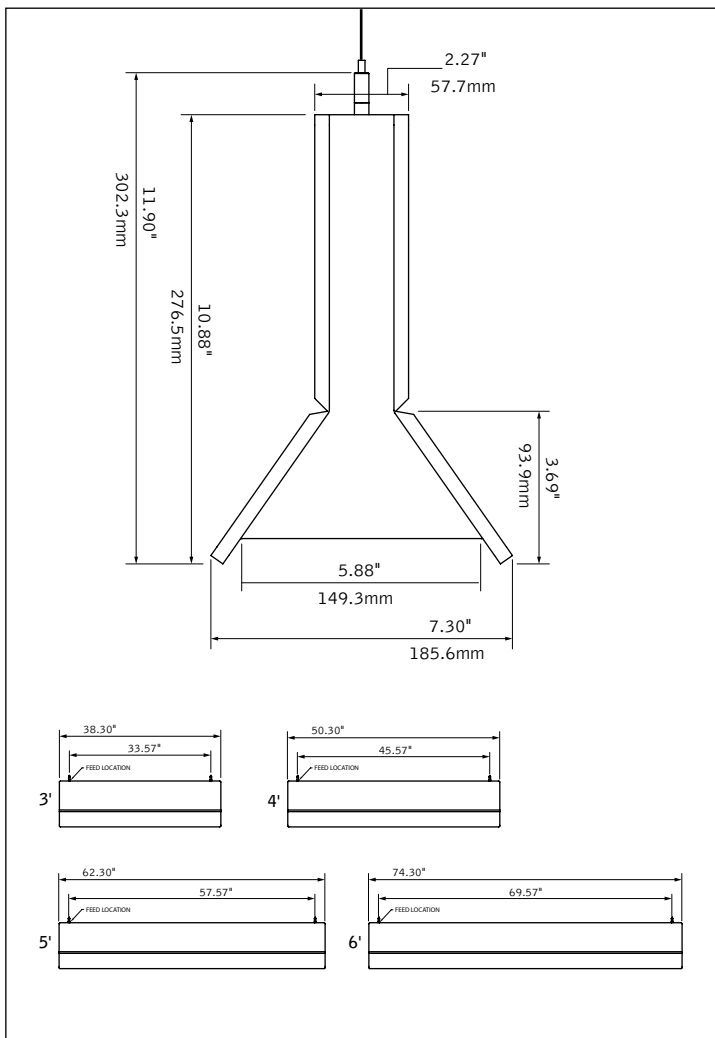
Espresso Oak Canopy



Espresso Oak End Cap



DIMENSIONAL DATA



FEATURES

Nominal 11" height decorative PET felt pendant with wood end caps.

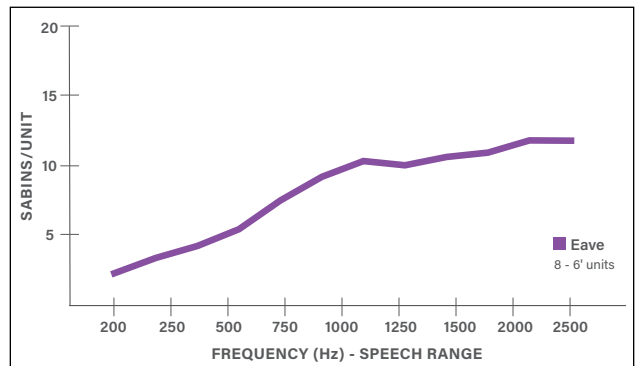
Available in 3', 4', 5' and 6' lengths.

Direct only or independently controlled Indirect/Direct distributions (3' direct only).

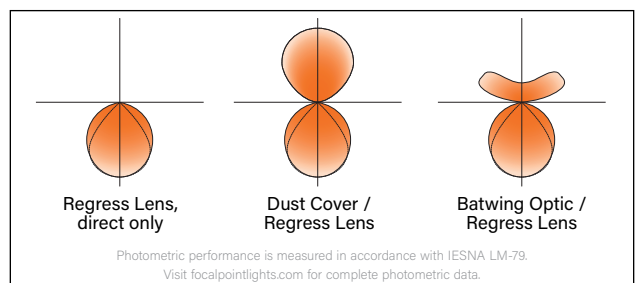
AirCore™ Technology: patent pending, eco-friendly technology that maximizes sound absorption and reduces ecological impact.

Excellent companion to Seem 1 Acoustic and Seem 1 Acoustic Trio with matching baffle width.

ACOUSTIC PERFORMANCE



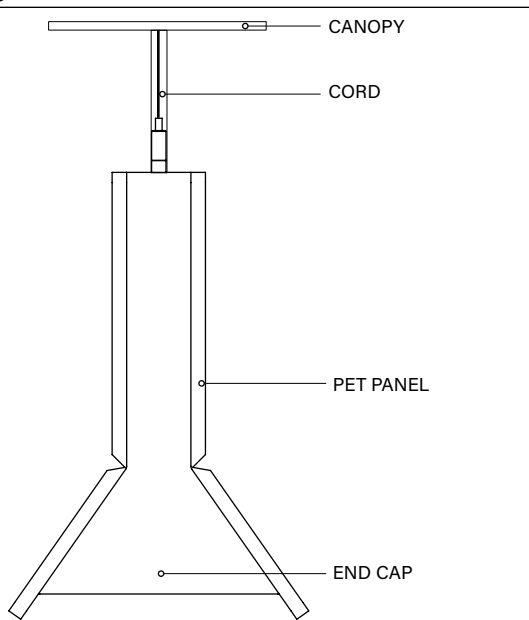
DISTRIBUTIONS




Decorative Finishes



Finish Diagram



End Cap & Canopy Finishes[†]



Canopy only Finishes



Cord Material



PET Material*

STANDARD PET



PREMIUM PET



Slight color variations are inherent to the PET felt manufacturing process. Color renditions on screens vary due to display settings and lighting conditions.

Order samples at focalpointlights.com/Samples

Declare.

PET
Focal Point, LLC

Final Assembly: Chicago, Illinois, USA
Life Expectancy: 30 Year(s)
End of Life Options: Salvageable/Reusable in its Entirety, Recyclable (100%)

Ingredients:

Polyethylene terephthalate: PET; N, N'-Ethylene bisstearamide: Octadecanamide, N,N'-1,2-ethanediybis-; Stearic Acid; Antioxidant 1076: Benzenepropanoic acid, 3,5-bis(1,1-dimethylethyl)-4-hydroxy-, octadecyl ester; Antioxidant KY-405: Benzenamine, 4-(1-methyl-1-phenylethyl)-N-(4-(1-methyl-1-phenylethyl)phenyl)-; Titanium Dioxide: Titanium dioxide

Living Building Challenge Criteria:

I-13 Red List:

- LBC Red List Free % Disclosed: 100% at 100ppm
- LBC Red List Approved VOC Content: Not Applicable
- Declared

I-10 Interior Performance: Not Compliant
I-14 Responsible Sourcing: Not Applicable

FPL-0001
EXP. 01 JUN 2026
Original Issue Date: 2020

INTERNATIONAL LIVING FUTURE INSTITUTE™ living-futures.org/declare

4' DIRECT/INDIRECT PERFORMANCE CHART



Dust Cover
Regress Lens



Batwing Optic
Regress Lens

Direct Distribution	Indirect Distribution	Distribution % (Direct/Indirect)	Total Delivered Lumens	Tested System Watts	LPW	Total Delivered Lumens	Tested System Watts	LPW
200DN	125UP	62/38	1388	18	75	1376	18	74
	250UP	44/56	1728	20	87	1728	20	87
	375UP	35/65	2257	23	97	2224	23	96
	500UP	29/71	2750	27	104	2706	27	102
	625UP	24/76	3240	30	108	3184	30	106
	800UP	20/80	3912	35	110	3841	35	108
300DN	125UP	71/29	1789	23	77	1776	23	77
	250UP	55/45	2128	25	87	2128	25	87
	375UP	44/56	2657	28	95	2624	28	94
	500UP	38/62	3151	31	101	3106	31	99
	625UP	32/68	3640	35	105	3584	35	104
	800UP	27/73	4312	40	107	4241	40	106
400DN	125UP	76/24	2196	28	78	2183	28	78
	250UP	62/38	2535	29	86	2535	29	86
	375UP	52/48	3064	33	94	3031	33	93
	500UP	44/56	3557	36	99	3513	36	97
	625UP	39/61	4047	39	103	3991	39	101
	800UP	33/67	4719	45	105	4648	45	103
500DN	125UP	80/20	2652	34	79	2639	34	79
	250UP	67/33	2992	35	86	2992	35	86
	375UP	57/43	3520	38	92	3487	38	91
	500UP	50/50	4014	42	96	3970	42	95
	625UP	44/56	4503	45	100	4448	45	99
	800UP	38/62	5175	51	102	5104	51	101
600DN	125UP	80/20	2988	39	76	2976	39	76
	250UP	67/33	3328	41	82	3328	41	82
	375UP	57/43	3857	44	88	3824	44	87
	500UP	50/50	4350	47	92	4306	47	91
	625UP	44/56	4840	51	96	4784	51	95
	800UP	38/62	5512	56	98	5441	56	97
700DN	125UP	80/20	3388	44	76	3376	44	76
	250UP	67/33	3728	46	81	3728	46	81
	375UP	57/43	4257	49	87	4223	49	86
	500UP	50/50	4750	52	91	4706	52	90
	625UP	44/56	5239	56	94	5184	56	93
	800UP	38/62	5912	61	96	5841	61	95

*Based on 3500k, 80CRI, 4' lengths. Lumen multipliers: Dust Cover Top = 1.23, 90 CRI = 0.87. Lumen output may vary +/- 5%. Actual wattage may vary +/- 5%.