

Lia™

DECORATIVE ACOUSTIC LED PENDANT



48" Shade | 12" Height



48" Shade | 18" Height

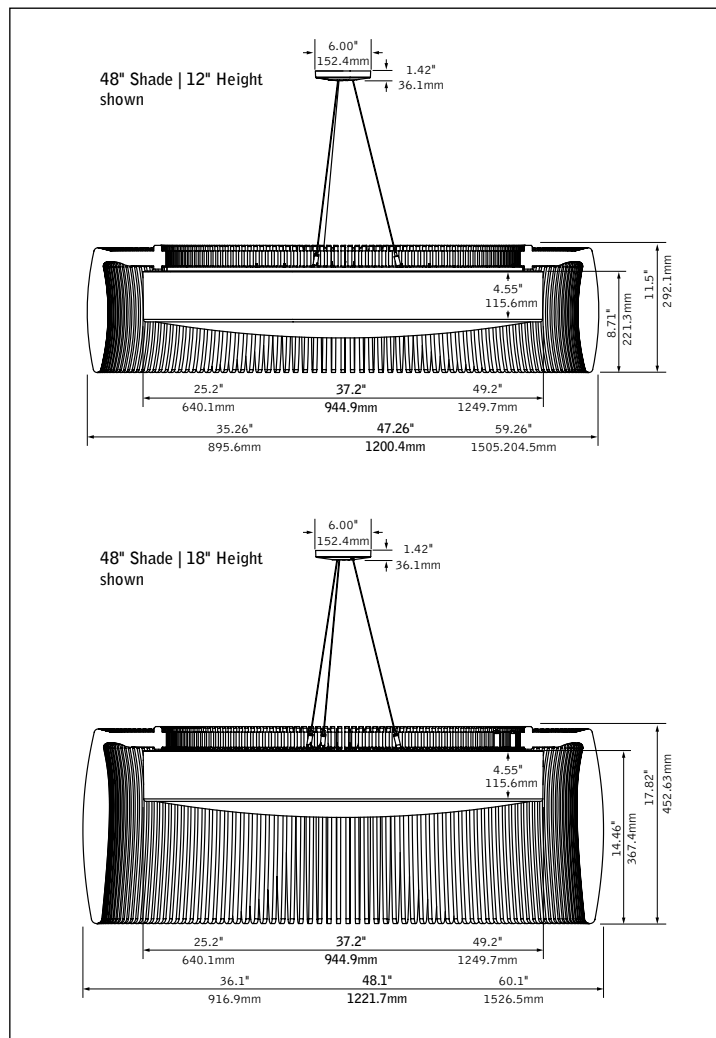


cable mount
canopy detail



stem mount
canopy detail

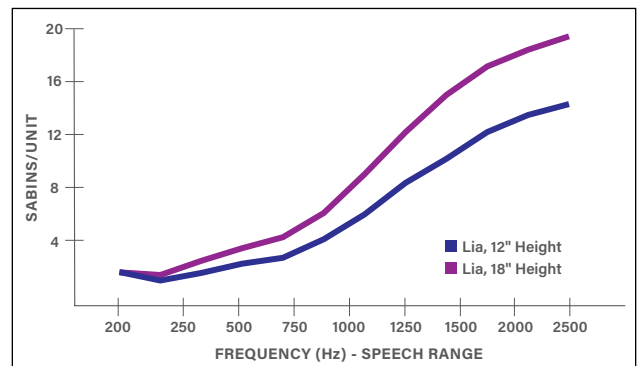
DIMENSIONAL DATA (continued on page 4)



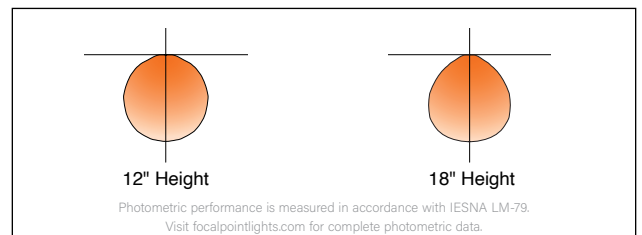
FEATURES

Decorative PET felt shaded pendant available in 6 sizes. Nominal 36", 48" or 60" diameter and nominal 12" or 18" height. Convex lens design ensures an evenly illuminated diffuser. Wide range of color options provides design flexibility and personalization for any project. Excellent choice for open public spaces such as airport concourses, large lobbies, reception areas and meeting rooms. PoE compatible: Integrates with Power over Ethernet lighting systems via standard, low-voltage wires.

ACOUSTIC PERFORMANCE



DISTRIBUTIONS



fixture:

project:

SPECIFICATIONS

Acoustic Material

Content	Housing material is 100% polyester containing up to 50% of recycled plastic bottles (PET felt) with an ASTM E-84 Class A / CAN ULC S102 fire rating and is moisture resistant. See page 3 for color offering. Acoustic material colors are subject to change without notice. For the most current color options, please visit focalpoint-lights.com/acousticsolutions. Lead times may vary depending on color.
Cleaning and Care	Remove dust and debris with a clean, soft, lint-free cloth or vacuum
PET Thickness	9mm
NRC	0.9

LED System

LED module incorporates premium LEDs on a robust platform to achieve excellent thermal management. LEDs are placed to promote a uniform appearance. Available in 2700K, 3000K, 3500K or 4000K with CRI>80 or CRI>90. 3500K and 4000K with CRI>90 have a cyanosis observation index (COI) of 3.3 or less. LED modules and drivers are replaceable from below.

Light Engine Construction

18 Ga. spun steel housing. 18 Ga. spun steel mounting pan. Light engine 25.2", 36.12" or 48.2" diameter x 4.5"H. Housing secured to mounting pan by torsion springs.
12" minimum suspension. 36" unit weight: 43lbs, 48" unit weight: 80lbs, 60" unit weight: 110lbs.

Optic

20 Ga. steel reflector finished in High Reflectance White powder coat. Convex lens of .125" thick white acrylic is secured to housing and removed with torsion springs.

Electrical

Standard 120-277V driver includes 0-10V analog dimming. Power factor > .9. PoE compatible: Integrates with Power over Ethernet lighting systems via standard, low-voltage wires.

Labels

UL and cUL Listed. Suitable for Dry or Damp Locations, indoor use only.

Trim/Canopy/Stem Finish

Polyester powder coat applied over a multi-stage pre-treatment.

Lumen Maintenance

Reported: L70 at >54,000 hours Calculated: L70 at 76,000 hours
(Derived from EPA TM-21 calculator. Based on typical conditions, consult factory for additional data.)

Reliability

At Focal Point, our products are designed to stand the test of time. Each luminaire is engineered using superior components, manufactured with the utmost care and rigorously tested. Contact us for reliability data.

Warranty

LED system rated for operation in ambient environments up to 25°C. 5 year limited warranty.

Nominal Size	Height	Lumen Output	Delivered Lumens	Tested System Watts	LPW
2' Light Engine 36" Shade	12"	2000L	1737	29.8	56.5
		3000L	2601	46.1	58.3
		4000L	3566	65.4	56.4
	18"	2000L	1654	29.8	55.5
		3000L	2476	46.1	53.7
		4000L	3395	65.4	51.9
3' Light Engine 48" Shade	12"	4000L	4156	58.3	71.3
		5000L	5088	72.2	70.5
		7000L	7181	104.7	68.2
		9000L	9360	140.3	66.7
	18"	4000L	3927	58.3	67.4
		5000L	4808	72.2	66.6
		7000L	6786	104.7	64.8
		9000L	8845	140.3	63.0
4' Light Engine 60" Shade	12"	7000L	7381	89.6	82.4
		9000L	9093	111.4	81.6
		11000L	11375	141.2	80.5
		14000L	14342	181.4	79.1
		17000L	17604	227.4	77.4
	18"	7000L	7198	89.6	80.4
		9000L	8867	111.4	79.6
		11000L	11093	141.2	78.5
		14000L	13986	181.4	77.1
		17000L	17167	227.4	75.5

Based on 3500K, 80 CRI. Lumen multiplier: 90+ CRI = 0.87. Lumen output may vary +/- 8%. Actual wattage may vary +/- 5%

Focal Point LLC reserves the right to change specifications for product improvement without notification.

ACOUSTIC SHADE ORDERING

Series	DLIA
Lia	DLIA
Nominal Size (Shade and light engine sizes are paired)	
36" Shade for 2' light engine	36S
48" Shade for 3' light engine	48S
60" Shade for 4' light engine	60S
Profile	
Curve 1	CRV1
Height	
12"	12
18"	18
Acoustic Shade Color See page 3 for PET color offering	
---	---


LIGHT ENGINE ORDERING

Luminaire Series	FSDL
Skydome LED	FSDL
Nominal Size (Shade and light engine sizes are paired)	
2' Light Engine for 36" Shade	22
3' Light Engine for 48" Shade	33
4' Light Engine for 60" Shade	44
Shielding	
Frosted Lens	CX
Lumen Output	
2' Light Engine 36" Shade	2000 Lumen 2000L
	3000 Lumen 3000L
	4000 Lumen 4000L
3' Light Engine 48" Shade	4000 Lumen 4000L
	5000 Lumen 5000L
	7000 Lumen 7000L
4' Light Engine 60" Shade	9000 Lumen 9000L
	7000 Lumen 7000L
	9000 Lumen 9000L
	11,000 Lumen 11000L
	14,000 Lumen 14000L
	17,000 Lumen 17000L
Color Temperature	
2700K, 80+ CRI or 90+ CRI	27K or 927K
3000K, 80+ CRI or 90+ CRI	30K or 930K
3500K, 80+ CRI or 90+ CRI	35K or 935K
4000K, 80+ CRI or 90+ CRI	40K or 940K
Circuit	
Single Circuit	1C
Voltage	
120/277 UNV Volt	UNV
Low Voltage	LV
Driver	
0-10V - 1% Dimming	L11
0-10V - 10% Dimming	LD1
Low Voltage, PoE compatible	LVN
(No driver. LV Voltage only.)	
Lutron Hi-Lume EcoSystem (LDE1) - 1% Dimming	
	LH1
Mounting	
24" Aircraft Cable	C24
48" Aircraft Cable	C48
96" Aircraft Cable	C96
12" Rigid Stem	S12
18" Rigid Stem	S18
24" Rigid Stem	S24
36" Rigid Stem	S36
48" Rigid Stem	S48

(White stems and canopies supplied standard.
For non-white housings: to match stem and housing color, add M to ordering code (S12M). To match stem, canopy and housing color, add MC to ordering code (S12MC)
(Consult factory for other lengths)

Factory Options	DLIA	DLIA
Lia Light Engine	DLIA	
Black Cord	BKCD	
Finish		
Matte Satin White	WH	
Titanium Silver	TS	
Matte Black	BK	
Modest Mushroom - Gloss	MM	

DECORATIVE FINISHES



Paint Finishes



PET Material

STANDARD COLORS



PREMIUM COLORS*



Declare.

9mm PET Felt
Focal Point, LLC

Final Assembly: Chicago, Illinois, USA
Life Expectancy: 30 Year(s)
End of Life Options: Salvageable/Reusable in its Entirety, Recyclable (100%)

Ingredients:
Polyethylene terephthalate: PET; N, N'-Ethylene bisstearamide: Octadecanamide, N,N'-1,2-ethanediylbis-; Stearic Acid; Stearic Acid; Antioxidant 1076: Benzenepropanoic acid, 3,5-bis(1-dimethylethyl)-4-hydroxy-, octadecyl ester; Antioxidant KY-40S: Benzenamine, 4-(1-methyl-1-phenylethyl)-N-[4-(1-methyl-1-phenylethyl)phenyl]-; Titanium Dioxide: Titanium dioxide

Living Building Challenge Criteria: Compliant

I-13 Red List:
■ LBC Red List Free % Disclosed: 100% at 100ppm
□ LBC Red List Approved VOC Content: Not Applicable
□ Declared

I-10 Interior Performance: CDPH Standard Method v1.1-2010
I-14 Responsible Sourcing: Not Applicable

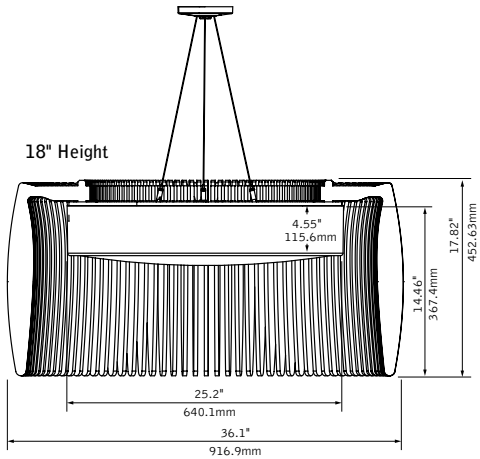
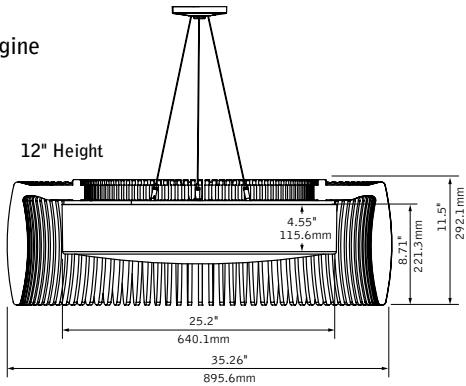
FPL-0001
EXP. 01 MAR 2024
Original Issue Date: 2020

MANUFACTURER RESPONSIBLE FOR LABEL ACCURACY
INTERNATIONAL LIVING FUTURE INSTITUTE™ living-future.org/declare

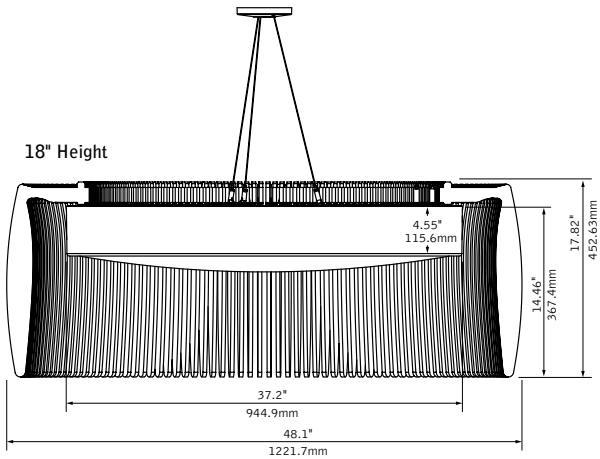
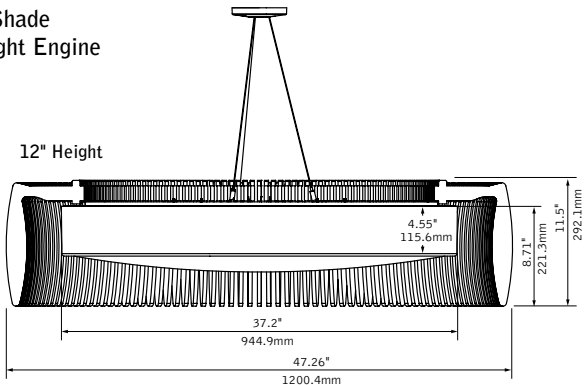
*Contact factory for lead time and pricing.

DIMENSIONAL DATA CONTINUED

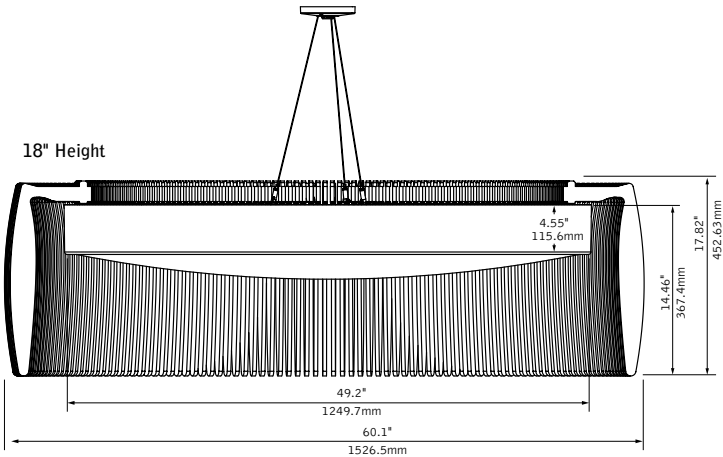
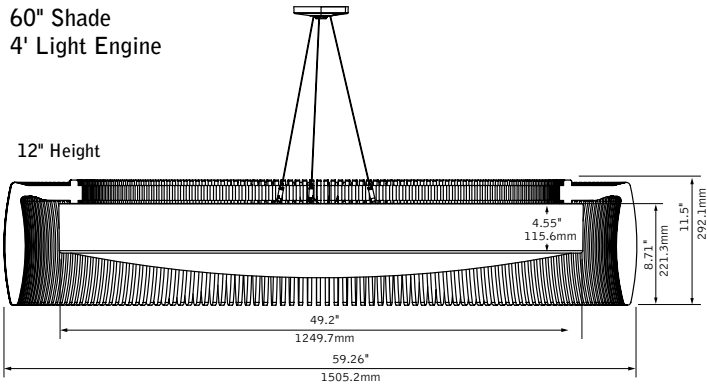
36" Shade
2' Light Engine



48" Shade
3' Light Engine



60" Shade
4' Light Engine



STEM MOUNTING INFORMATION

