




FOCAL POINT®



LIA®

Sophisticated acoustic pendants with an air of mystery



A brand of  legrand


LIA[®]

Lia is a family of sophisticated acoustic pendants with an air of mystery. PET felt fins surround a powerful light engine, giving Lia Curve, Lia Cloche and Lia Facet their distinctive shapes. Playful and intriguing light and shadow effects add to the mesmerizing visual aspect of the pendants, that make a statement on their own or clustered to further elevate high, open ceiling spaces.

Discover these high-performance, decorative acoustic pendants.

- Lia Curve - Nominal 3', 4', or 5' diameter, 12" or 18" height
- Lia Cloche & Lia Facet - Nominal 3' or 4' diameter, 12" or 18" height
- 4 standard housing colors with optional matching stems and canopies
- Two-tone shade available for Lia Facet
- Uses eco-friendly, PET felt material available in a broad color palette
- Direct illumination from 2,000 to 17,000 lumens
- Indirect illumination from 1,000 to 5,000 lumens is offered across the Lia family, including Lia Curve in 3', 4', and 5' diameters, and Lia Facet and Lia Cloche in 3' and 4' diameters.
- Multiple driver options: compatible with several lighting control systems
- PoE compatible
- Cable or stem mounting
- Accommodates various ceiling applications: grid, drywall, and open ceilings





NATURAL LINEN &
MODEST MUSHROOM

LIA CURVE

Symmetrical, gently curving PET felt fins result in a light and airy volume. Lia Curve makes a statement, on its own or clustered, to elevate interior spaces.



LIA CLOCHE

Lia Cloche features a soft bell shape with a classic rounded crown and gently curving PET felt fins. A couture addition to any project!

BERRY & WHITE



LIA FACET

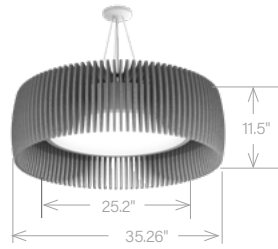
Equal parts edge and precious, Lia Facet sparkles with crisscrossing PET felt fins. The optional two-tone shade further enhances the multifaceted shape, making it a gem that shines on any interior!

APPEARANCE

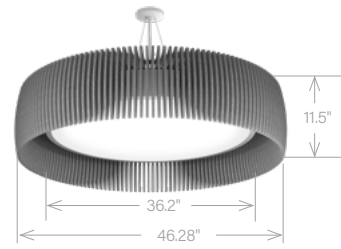
Lia Curve, Lia Cloche, and Lia Facet are available in a vast selection of PET felt hues, from neutral to bold, to enhance any environment. Create bespoke statement pieces by mixing and matching the fin colors with the four standard paint finishes, resulting in dozens of unique combinations.

Lia Curve


36" Shade | 2' Light Engine | 12" Height



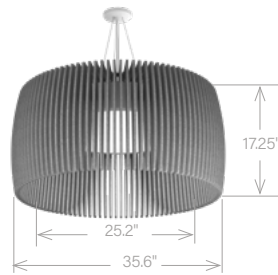
48" Shade | 3' Light Engine | 12" Height




60" Shade | 4' Light Engine | 12" Height



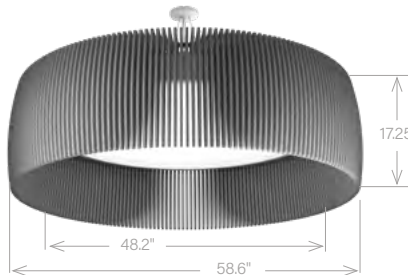
36" Shade | 2' Light Engine | 18" Height



48" Shade | 3' Light Engine | 18" Height

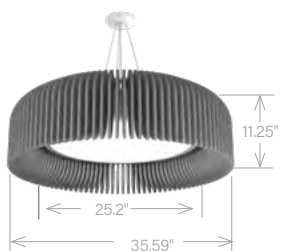


60" Shade | 4' Light Engine | 18" Height



Lia Cloche

36" Shade | 2' Light Engine | 12" Height

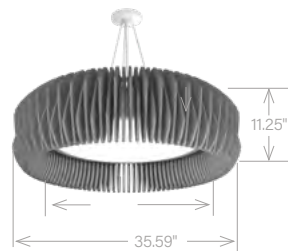


48" Shade | 3' Light Engine | 12" Height




Lia Facet

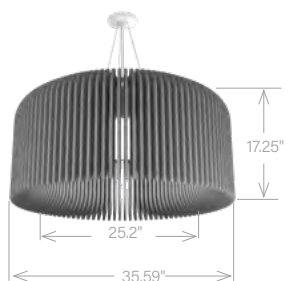
36" Shade | 2' Light Engine | 12" Height




48" Shade | 3' Light Engine | 12" Height



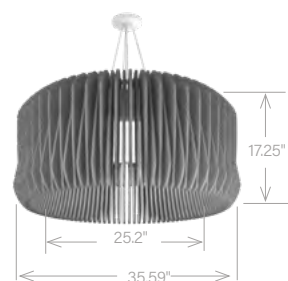
36" Shade | 2' Light Engine | 18" Height



48" Shade | 3' Light Engine | 18" Height



36" Shade | 2' Light Engine | 18" Height



48" Shade | 3' Light Engine | 18" Height



PET Material

Acoustic material is 100% polyester containing up to 50% recycled plastic bottles (PET) with an ASTM E-84 Class A / CAN ULC S102 fire rating and is moisture resistant. It is Declare Certified, LBC Red List Free. It can be easily cleaned with a soft, lint-free cloth or vacuumed. Colorfastness: AATCC 16A Option 3 Class 4 minimum at 40 hours.

STANDARD PET



Slight color variations are inherent to the PET felt manufacturing process. Color renditions on screens vary due to display settings and lighting conditions.

Order samples at focalpointlights.com/Samples

PREMIUM PET



Declare.

PET
Focal Point, LLC

Final Assembly: Chicago, Illinois, USA
Life Expectancy: 30 Year(s)
End of Life Options: Salvageable/Reusable in its Entirety, Recyclable (100%)

Ingredients:
Polyethylene terephthalate; PET; N, N'-Ethylene bisstearamide; Octadecanamide, N,N'-1,2-ethanediylbis-; Stearic Acid; Antioxidant 1076; Benzenepropanoic acid, 3,5-bis(1,1-dimethylethyl)-4-hydroxy-, octadecyl ester; Antioxidant KY-405; Benzenamine, 4-(1-methyl-1-phenylethyl)-N-(4-(1-methyl-1-phenylethyl)phenyl)-; Titanium Dioxide; Titanium dioxide

Living Building Challenge Criteria:


I-13 Red List:
 LBC Red List Free % Disclosed: 100% at 100ppm
 LBC Red List Approved VOC Content: Not Applicable
 Declared

I-10 Interior Performance: Not Compliant
I-14 Responsible Sourcing: Not Applicable

FPL-0001
EXP. 01 JUN 2026
Original Issue Date: 2020

INTERNATIONAL LIVING FUTURE INSTITUTE™ living-future.org/declare/

Housing/Canopy/Stem Colors



Mounting and canopies

Cable or stem mounting options accommodate diverse ceiling conditions. Optional matching stem and canopy colors available. Stem not available with Indirect output.



TWO-TONE SHADE

Different colors can be specified for the upper and lower fins of Lia Facet, including these jewel tone combinations that further enhance its gem-like appearance.



QUARTZ

Natural Linen - NTL

Classic White - CWH



JADE

Deep Water - DWT

Seafoam - SFM



SAPPHIRE*

Denim Blue - DNB

Cornflower Blue - CFB



GARNET

Brick Red - BRD

Berry - BRY


*pictured on right-hand page





SEAFOAM
& WHITE

SLATE
& WHITE



PERFORMANCE

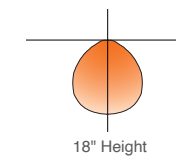
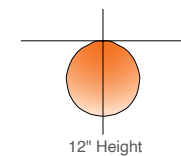
Offering harmony of form and function as high-performance decorative acoustic luminaires, Lia Curve, Lia Cloche, and Lia Facet offer even, diffused illumination with a wide range of direct and indirect lumen outputs thanks to a powerful light engine. A convex textured lens design ensures an evenly illuminated diffuser and comfortable illumination even at high lumen outputs. Indirect illumination further enhances the space and the luminaire with a subtle, or not-so-subtle glow depending on the desired effect.

Multiple dimming options (0-10V, low-voltage, and Lutron Hi-Lume EcoSystem®) make the Lia Family easily compatible with specified or existing control systems.

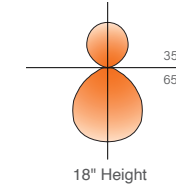
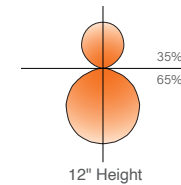
A wide range of direct and indirect lumen outputs, combined with the various diameters and heights allow the luminaires to scale for use in high, open ceilings spaces as well as cozy interiors.

Distributions

DIRECT



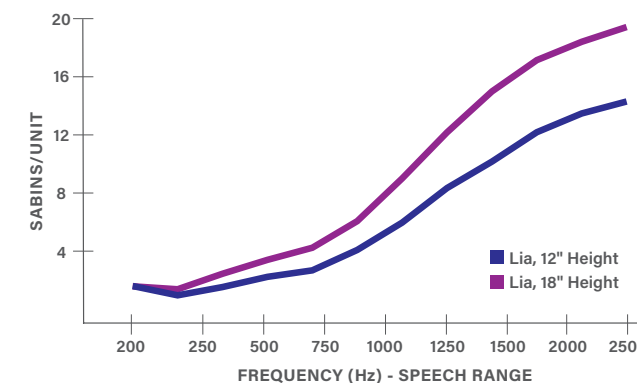
DIRECT / INDIRECT



SIZE	DIRECT DISTRIBUTION	DIRECT ONLY	INDIRECT DISTRIBUTION				
			1000	2000	3000	4000	5000
2' Light Engine 36" Shade	2000	●	●	●	●		
	3000	●	●	●			
	4000	●					
3' Light Engine 48" Shade	4000	●	●	●	●	●	
	5000	●	●	●	●	●	
	7000	●					
4' Light Engine 60" Shade*	9000	●					
	7000	●	●	●	●	●	●
	9000	●	●	●	●	●	●
	11000	●					
	17000	●					

*Lia Curve only

Acoustic Performance



LIA CURVE | BREAKROOM



EMERALD GREEN
& WHITE



FOCAL POINT®

Bringing It All To Light®

