



LIA™

A sophisticated acoustic pendant with an air of mystery





Lia is a sophisticated acoustic pendant with an air of mystery. PET felt fins surround a powerful light engine, resulting in a light and airy volume. Playful and intriguing light and shadow effects add to the mesmerizing visual aspect of the pendant, which makes a statement on its own or clustered to further elevate high, open ceiling spaces.

Discover this high-performance, decorative acoustic pendant.

- Nominal 3', 4', or 5' diameter
- Nominal 12" or 18" height
- 4 standard housing colors with optional matching stems and canopies
- Uses eco-friendly, PET felt material available in a broad color palette
- Direct illumination from 2,000 to 17,000 lumens
- Multiple driver options: compatible with several lighting control systems
- PoE compatible
- Cable or stem mounting
- Accommodates various ceiling applications: grid, drywall, and open ceilings



NATURAL LINEN &
MODEST MUSHROOM





SILVER GRAY
& WHITE

DEEP WATER
& BLACK

APPEARANCE

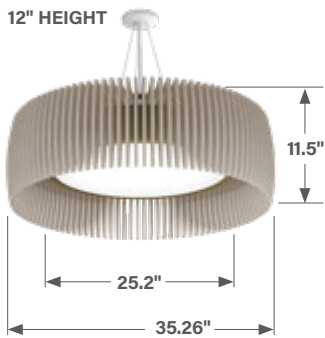
Lia™ is available in a vast selection of PET felt hues, from neutral to bold, to enhance any environment. Create bespoke statement pieces by mixing and matching the fin colors with the four standard paint finishes available for the housing, resulting in dozens of unique combinations.

Using Skydome® as the light engine, Lia comes in three diameters and two heights. The multiple size options make it ideal to outfit smaller and larger spaces, as a single pendant or artfully clustered.

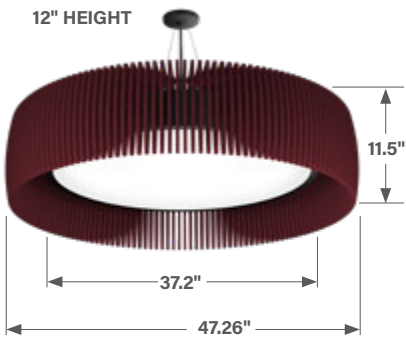
PET Material*

Acoustic material is 100% polyester containing up to 50% recycled plastic bottles (PET) with an ASTM E-84 Class A / CAN ULC S102 fire rating and is moisture resistant. It is Declare Certified, LBC Red List Free. It can be easily cleaned with a soft, lint-free cloth or vacuumed.

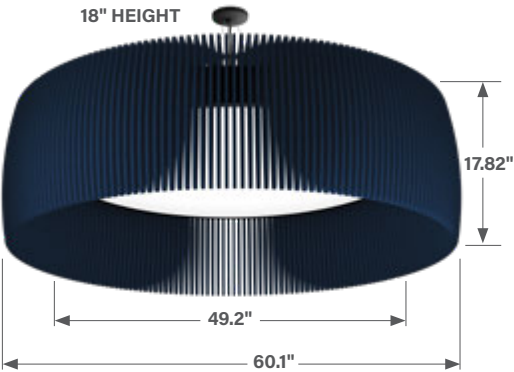
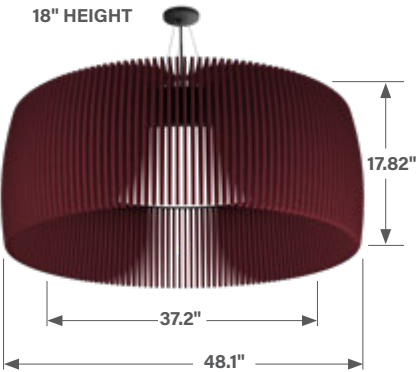

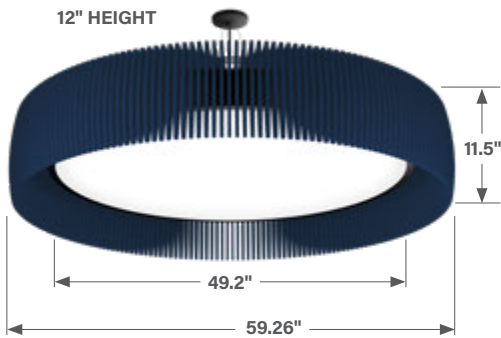
36" Shade | 2' Light Engine



48" Shade | 3' Light Engine



60" Shade | 4' Light Engine



Mounting and canopies

Cable or stem mounting options accommodate diverse ceiling conditions. Optional matching stem and canopy colors available.



CABLE MOUNT



STEM MOUNT


Standard Colors



Premium Colors†



Housing/Canopy/Stem Colors



*Slight variations in the color of the PET felt should be expected as a result of the manufacturing process. †Contact factory for lead time and pricing.

BREAKROOM



EMERALD GREEN
& WHITE

PERFORMANCE

Offering harmony of form and function as a high-performance decorative acoustic luminaire, Lia offers even, diffused illumination with a wide range of lumen outputs thanks to a powerful light engine. A convex textured lens design ensures an evenly illuminated diffuser and comfortable illumination even at high lumen outputs.

A wide range of lumen outputs, combined with the various diameters and heights available for Lia allow it to scale for use in high, open ceilings spaces as well as cozy interiors.

Multiple dimming options (0-10V, low-voltage, and Lutron Hi-Lume EcoSystem®) make Lia easily compatible with specified or existing control systems.

Lumen Outputs by Size	
36" SHADE 2' LIGHT ENGINE	2,000 Lumens
	3,000 Lumens
	4,000 Lumens
48" SHADE 3' LIGHT ENGINE	4,000 Lumens
	5,000 Lumens
	7,000 Lumens
	9,000 Lumens
60" SHADE 4' LIGHT ENGINE	7,000 Lumens
	9,000 Lumens
	11,000 Lumens
	14,000 Lumens
	17,000 Lumens

SLATE
& WHITE





SEAFOAM
& WHITE



FOCAL POINT®

Bringing It All To Light®

