



AirCore Bridge™

Bridging the arts of sound and light

A brand of **legrand**



AirCore Bridge™

Bridging sound management and architectural lighting, AirCore Bridge is an integrated acoustic ceiling system that offers unmatched possibilities to control noise and provide optimal lighting in commercial environments.

It marries the superior acoustic performance of AirCore Blade® and the many options offered to lighting professionals by Seem® 1 Suspended with direct illumination. By combining a specification grade architectural luminaire and a high-performing baffle system, AirCore Bridge offers specifiers countless options to design unique ceiling arrays that enhance architecture and human comfort.

AirCore Bridge can be specified as an entirely new array or used to retrofit existing installations using Seem 1 Suspended Direct luminaires.

DENIM BLUE

MULTIPLE CONFIGURATIONS


AirCore Bridge is offered in three standard configurations that offer a host of design options. Each can be used as a standalone system or combined over large ceiling expanses. A broad palette of PET felt colors enhances a variety of interiors with neutral tones and bold hues.

Reach out to acoustic.solutions@focalpointlights.com for custom configurations or support in retrofitting existing spaces where Seem 1 Suspended Direct luminaires are installed.

TRUSS

Inspired by the framework used to support a roof or bridge, Truss uses two Seem 1 luminaires as the rails that support AirCore Blade baffles. Installation is greatly simplified as the baffles rest on the luminaires, eliminating all baffle suspension points.

*Luminaires on-center spacing of 4', 5', 6', or 7'.




CANTILEVER

Mimicking a cantilever structure, where a rigid structural element, supported at only one end extends horizontally, Cantilever creates a visual effect where the AirCore Blade baffles appear to be floating in the space, resting on one Seem 1 luminaire and hanging from the ceiling with a single suspension point at the other extremity.

CANTILEVER WAVE

Cantilever Wave adds movement and visual interest to the traditional cantilever structure with varied length baffles resulting in an asymmetric edge. Not only do the baffles appear to project from the Seem 1 luminaire, the jagged edge adds to their airy appearance. As with Cantilever, only one suspension point is needed per baffle, the other extremity resting on the luminaire.

*Baffles on-center spacing of 12"





HOW TO SPECIFY AIRCORE BRIDGE

1. Select a configuration:
Truss, Cantilever or Cantilever Wave
2. Determine luminaire length and spacing based on room size and lighting requirements
 - a. Truss requires two luminaires
3. Determine baffle length based on luminaire spacing
4. Determine baffle height and on-center spacing* based on aesthetic and acoustic requirements
5. Select baffle color and luminaire lighting options
6. Repeat for each array

*12" on-center spacing only for Cantilever Wave.

5

SLATE GRAY

SHADOW GRAY

PINEAPPLE

SPECIFICATION PARAMETERS

AIRCORE BLADE BAFFLES

- Baffle lengths: 5', 6', 7', and 8'
- Baffle heights: nominal 8", 12" and 16"
- On-center spacings: 12", 18", 24"
- Broad PET felt color palette

*12" on-center spacing only for Cantilever Wave.

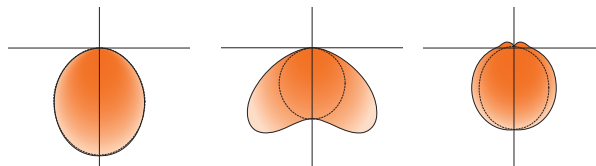
Refer to the AirCore Bridge cut sheet and ASTM C423 reports for more details.

Photometric files and acoustic calculations can be provided to help optimize your space.

3-Part Guide Specification available at focalpointlights.com/AcousticSolutions.

SEEM 1 SUSPENDED LUMINAIRE

- Individual units of 6' minimum and runs up to 208' in 1" increments
- Flush, Batwing or Pop-Down lens



- Direct light distribution, 125 – 625 lumens per foot
- 3000K, 3500K or 4000K
- CRI 80 or CRI 90
- Selection of drivers and dimming protocols, PoE compatible
- Standard colors: Black, Titanium Silver or Matte White

SIMPLE INSTALLATION PROCESS


1. Install hanging hardware to ceiling
2. Suspend luminaire, connect segments of runs, adjust height, and level
3. Install brackets on luminaire for desired on-center spacing of baffles
4. Install baffles

Truss:


- a. Drop baffles onto mounting brackets

Cantilever & Cantilever Wave:

- a. Drop baffle extremity onto mounting bracket
- b. Hang second extremity



The Seem 1 proprietary joining mechanism ensures effortless installation and continuous alignment of straight runs, up to 208' in length as a standard.



The baffle mounting bracket ensures easy and quick installation, stability, and straightness of the baffles.



AIRCORE BRIDGE ENHANCES ARCHITECTURE AND OCCUPANTS' COMFORT

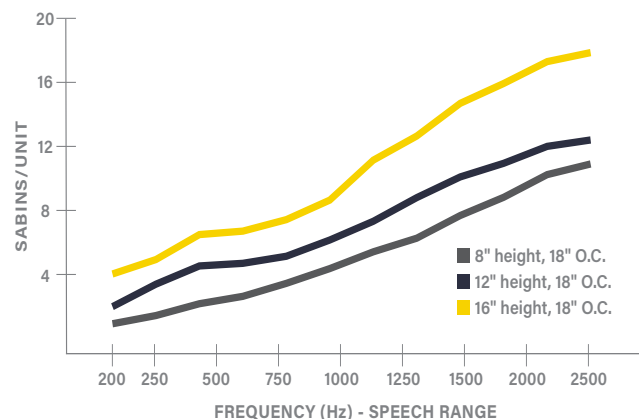
AirCore Bridge contributes to achieving the requirements of global building standards promoting sustainability, health, and well-being, including WELL and LEED.

ACOUSTIC PERFORMANCE

AirCore Bridge leverages the AirCore®, patent pending technology. This eco-friendly technology is engineered to maximize sound absorption, reduce ecological impact, and provide a lightweight structure that eases installation.

AirCore Bridge's acoustic performance will vary for each array. Refer to ASTM C423 test reports for more information.

Sabins per unit is a measure of the amount of sound absorption in one baffle. Absorption per unit and total absorption will vary based on the configuration of each array. Consult the ASTM C423 reports for more information.
Total Sabins count in a space is directly correlated to reverberation time (RT60) via the equation $RT60 = k * (V/A)$, where k is a constant and V is the total volume of a space.



ACOUSTIC MATERIAL PROPERTIES

- A wide color palette, ranging from neutral to bold, provides design flexibility and personalization for any project.
- Material is 100% polyester containing up to 50% of recycled plastic bottles (PET)
- 9mm thickness
- ASTM E-84 Class A / CAN ULC S102 fire rating and moisture resistant
- Declare certified, LBC Red List Free

Acoustic material colors are subject to change without notice, refer to **focalpointlights.com** for current palette.

Declare.

9mm PET Felt Focal Point, LLC

Final Assembly: Chicago, Illinois, USA

Life Expectancy: 30 Years

End of Life Options: Salvageable/Reusable in its Entirety, Recyclable (100%)

Ingredients:

PET, Octadecanamide, N,N'-1,2-ethylenediylbis-, Stearic Acid, Benzenamine, 4-(1-methyl-1-phenylethyl)-N-(4-(1-methyl-1-phenylethyl)phenyl)-, Benzenepropanoic acid, 3,5-bis(1-(1-dimethylethyl)-4-hydroxy-, octadecyl ester, Titanium dioxide

Living Building Challenge Criteria: Compliant

1-13 Red List:

☒ LBC Red List Free % Disclosed: 100% at 100ppm
☐ LBC Red List Approved VOC Content: Not Applicable
☐ Declared

1-10 Interior Performance: CDPH Standard Method v1.1-2010

1-14 Responsible Sourcing: Not Applicable

FPL-0001

EXP: 01 FEB 2022

Original Issue Date: 2020

MANUFACTURER RESPONSIBLE FOR LABEL ACCURACY

INTERNATIONAL LIVING FUTURE INSTITUTE™ living-future.org/declare

For more information on how to specify acoustic systems, or for general inquiries regarding the Focal Point Acoustic Solutions offering, please email **acoustic.solutions@focalpointlights.com** or contact your Focal Point representative.



FOCAL POINT®

Bringing It All To Light®



Front cover:
Custom Cantilever and Truss arrays
using Pineapple and Cornflower Blue.