



BEFORE YOU BEGIN

- Luminaires must be installed by a qualified electrician (check with local and national codes for proper installation).
- To prevent electrical shock, disconnect electrical supply before installation or servicing.
- Contractor is responsible for adequately reinforcing walls and/or ceilings to support fixture weight.
- Focal Point, LLC accepts no responsibility for inadequately reinforced walls and/or ceilings.
- The information contained in this drawing is the sole property of Focal Point, LLC. Any reproduction in part or whole without the written permission of Focal Point, LLC is prohibited.

INSTRUCTION KEY



ATTENTION



SEE ADDITIONAL INSTRUCTIONS

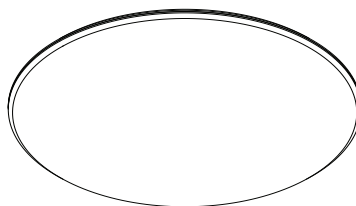


POWER OFF

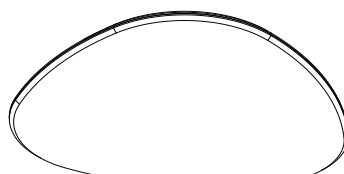


POWER ON

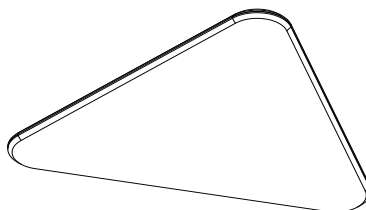
COMPONENT KEY



CIRCLE 24" | 36" | 48"

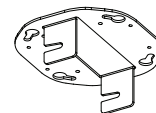


OVO 24" | 36" | 48"

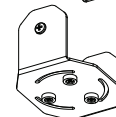


TRIANGLE 24" | 36" | 48"

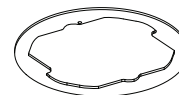
MINI POWER CANOPY



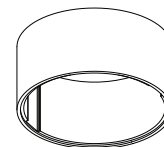
J-BOX MOUNTING BRACKET



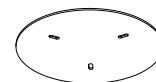
CANOPY MOUNTING BRACKET



FINISHING RING



CANOPY



FACE PLATE

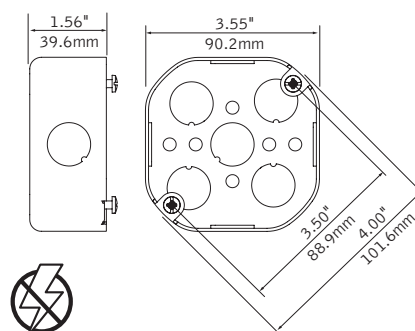
SHIPPED IN HARDWARE BAG



AIRCRAFT CABLE
(73039-30, -102, -192)

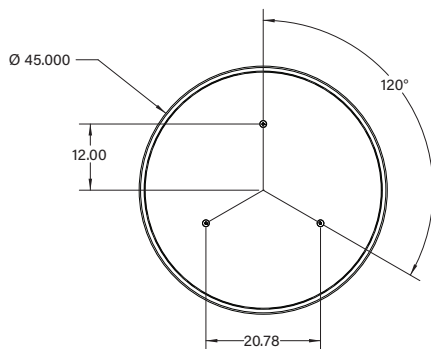
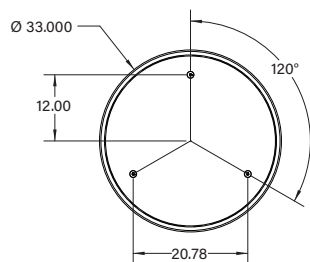
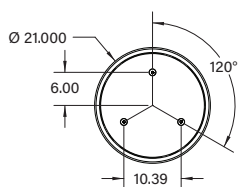
4" OCTAGONAL J-BOX REQUIRED

J-BOX BY OTHERS

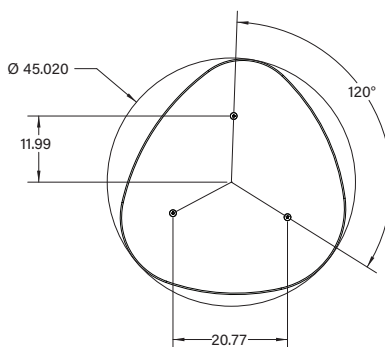
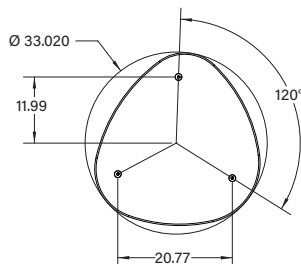
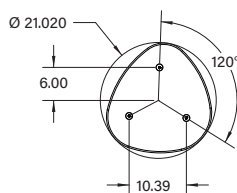


DIMENSIONS

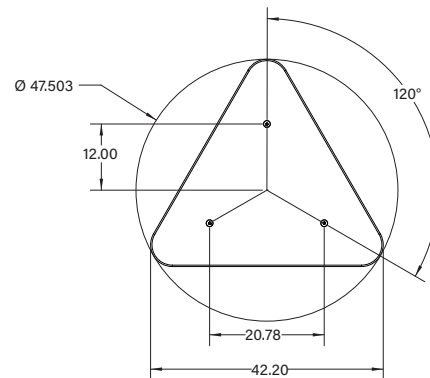
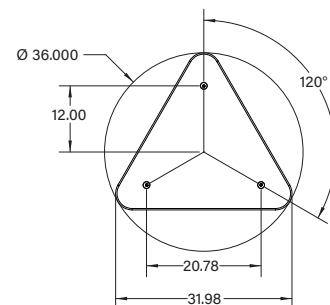
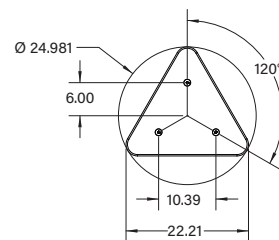
CIRCLE



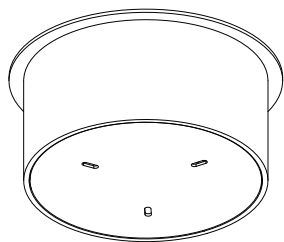
OVO



TRIANGLE

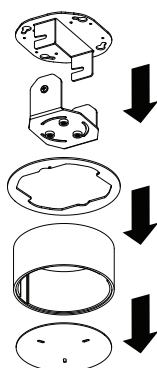


1

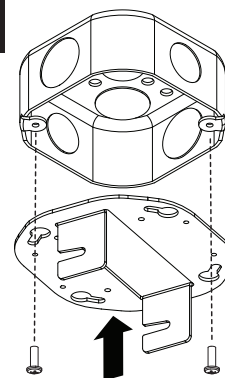


CANOPY ASSEMBLY SHIPS ASSEMBLED

2



3



HARDWARE
BY OTHERS

