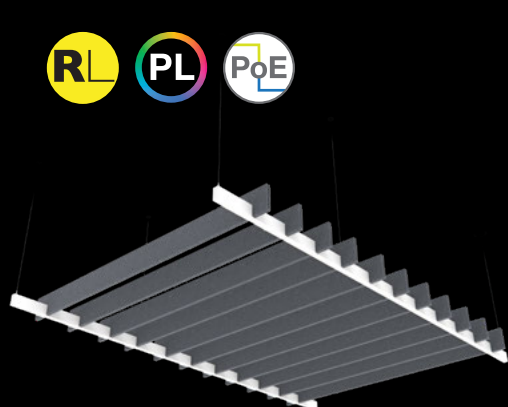
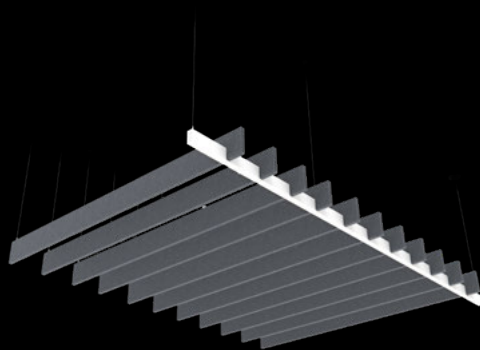



## INTEGRATED ACOUSTIC CEILING AND LIGHTING SYSTEM



## TRUSS



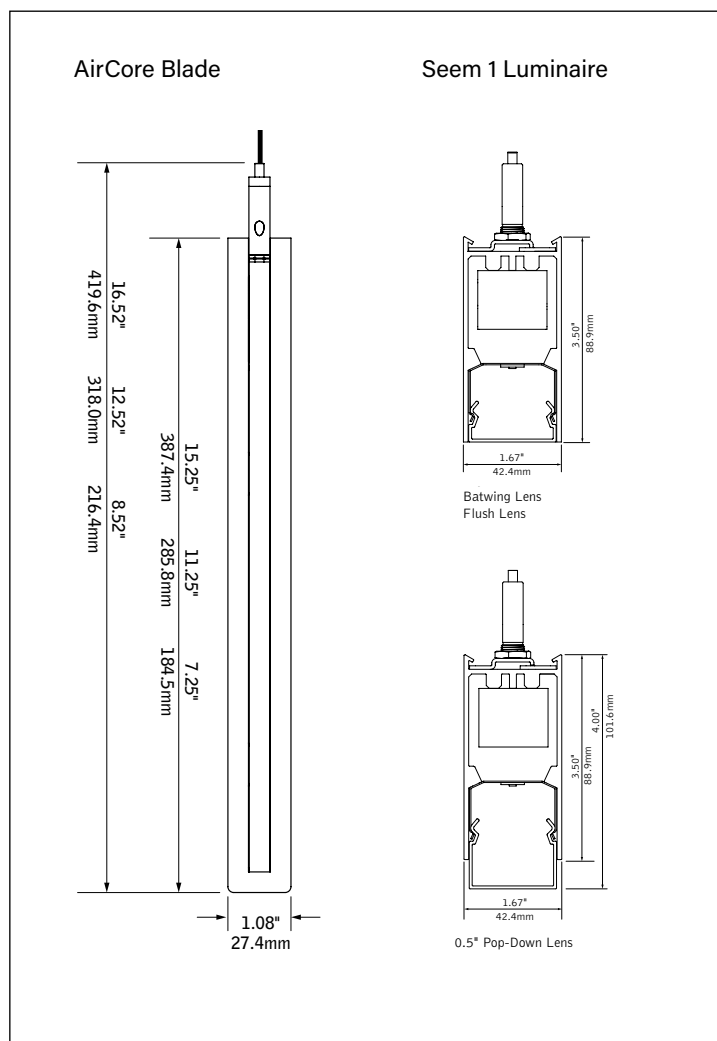
## CANTILEVER



## CANTILEVER WAVE



## COMPONENT DIMENSIONAL DETAILS



## SYSTEM FEATURES

Integrated acoustical baffle and lighting system leveraging AirCore™ Blade and Seem 1 Suspended.

Three standard configurations: Truss, Cantilever, Cantilever Wave.

Can be specified as a new array or used to retrofit existing  
Seem 1 Direct installations.

## AIRCORE BLADE FEATURES

Slim, 1" wide, sound absorbing unlit acoustic blade.

Available in 5' to 8' lengths in 1' increments with 8", 12" or 16" nominal housing heights.

AirCore™: patent pending, eco-friendly technology that maximizes sound absorption and reduces ecological impact.

Wide range of color options provides design flexibility and personalization for any project.

## SEEM® 1 LUMINAIRE FEATURES

Narrow extruded aluminum 1.5" linear direct LED with flush, Batwing and Pop-Down lens options.

Individual units and continuous runs in 1" increments.

Frosted acrylic lens provides uninterrupted illumination, without pixels or shadows.

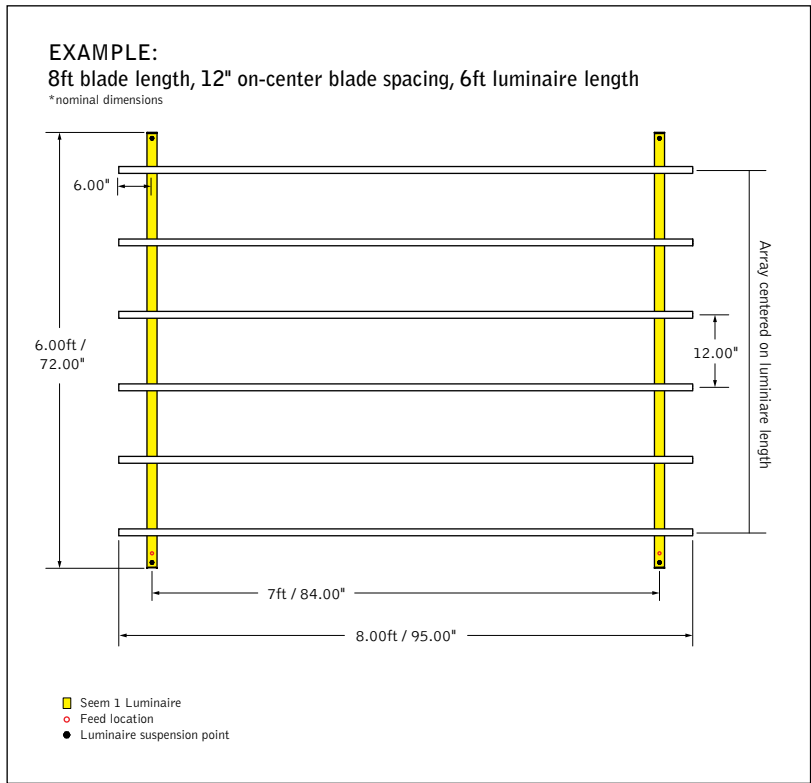
Choice of output levels to meet a wide variety of application needs.

Preferred Light: Lighting for better color rendition and human preference.

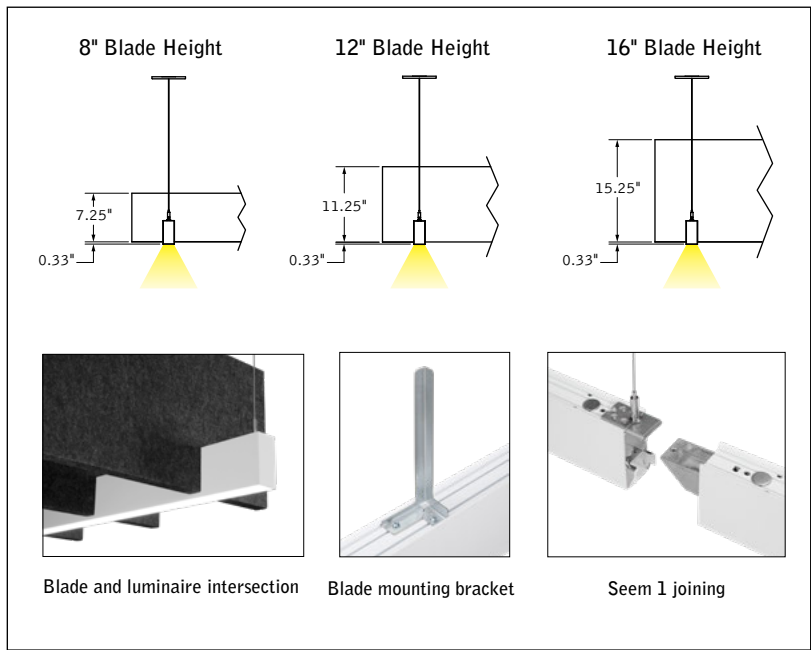
fixture:

project:

TRUSS



DETAILS



CALCULATOR

Use this tool to calculate the number of blades required for each AirCore Bridge array. Enter the luminaire length and blade on-center spacing to obtain the number of blades per array.

Luminaire length (in) \_\_\_\_\_

Blade spacing (in) \_\_\_\_\_

Total blades per array \_\_\_\_\_

ACOUSTIC ORDERING

<b>Series</b>	<b>AUABG</b>
AirCore Bridge	
<b>Luminaires Series</b>	<b>SM1</b>
Seem 1	
<b>Style</b>	<b>TRS</b>
Truss	
<b>Acoustic Panel Color</b>	
See page 6 for color offering	
<b>Blade Height</b> (heights are nominal)	
8"	8
12"	12
16"	16
<b>Blade Length</b> (Baffles are nominal in length. Baffles cannot be cut to length or joined together in the field.)	
5' blade (4' on-center luminaire spacing)	5
6' blade (5' on-center luminaire spacing)	6
7' blade (6' on-center luminaire spacing)	7
8' blade (7' on-center luminaire spacing)	8
<b>Blade Spacing</b> (Consult factory for custom spacing)	
12" on center	12OC
18" on center	18OC
24" on center	24OC
<b>Luminaire Length</b> Specify luminaire length in 1" increments (6' minimum length.)	<b>ft in</b> _ft_in
<b>LUMINAIRE ORDERING</b> (2 luminaires required for each Truss system)	
<b>Luminaire Series</b>	<b>FSM1S</b>
Seem 1 LED	
<b>Shielding</b>	
Batwing Lens	BW
Flush Lens	FL
Pop-Down Lens	PD05
<b>Lumen Output</b> (Consult factory for Lutron, DALI)	
125 Lumens per foot	125LF
250 Lumens per foot	250LF
375 Lumens per foot	375LF
500 Lumens per foot	500LF
625 Lumens per foot	625LF
<b>Color Temperature</b>	
3000K, 80CRI or 90 CRI	30K or 930K
3500K, 80CRI or 90 CRI	35K or 935K
4000K, 80CRI or 90 CRI	40K or 940K
3500K, Preferred Light	P35K
<b>Circuit</b>	<b>1C</b>
Single Circuit	
<b>Voltage</b>	
120/277 UNV Volt	UNV
347 Volt (LD1 driver only)	347
Low Voltage	LV
<b>Control System &amp; Dimming Level</b>	
0-10V - 10% Dimming	LD1
0-10V - 1% Dimming	L11
Low Voltage, PoE compatible (No driver. Not available with EM or EC. LV Voltage only)	LVN
Lutron Hi-Lume EcoSystem (LDE1) - 1% Dimming	LH1
Lutron 5-Series EcoSystem (LDE5) - 5% Dimming	LU5
DALI 1% Dimming	D11
<b>Mounting</b>	
24" Cable Suspension	J24_
48" Cable Suspension	J48_
96" Cable Suspension	J96_
(Specify canopy color White (WH), Black (BK) or Titanium Silver (TS). Example: J24WH.) (Specify CS - for sloped ceiling applications)	
<b>Factory Options</b>	<b>ABG</b>
AirCore Bridge component	
Black Cord	BKCD
Emergency Circuit	_EC
Emergency Battery Pack (See EM/EC Guide for default locations and ordering.)	_EM
<b>Finish</b>	
Black	BK
Titanium Silver	TS
Matte White	WH
<b>Luminaire Length</b> Specify luminaire length in 1" increments (6' minimum length.)	<b>ft in</b> _ft_in

fixture:

project:

## CANTILEVER

### EXAMPLE:

8ft blade length, 12" on-center blade spacing, 6ft luminaire length

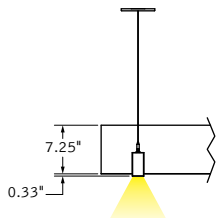
\*nominal dimensions



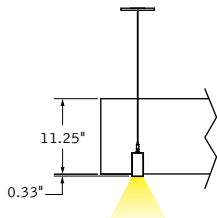
- Seem 1 Luminaire
- Feed location
- Luminaire suspension point
- Blade suspension point

## DETAILS


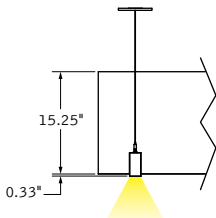
### 8" Blade Height



### 12" Blade Height




### 16" Blade Height



Blade and luminaire intersection



Blade mounting bracket



Seem 1 joining

## CALCULATOR

Use this tool to calculate the number of blades required for each AirCore Bridge array. Enter the luminaire length and blade on-center spacing to obtain the number of blades per array.

Luminaire length (in)

Blade spacing (in)

Total blades per array

## ACOUSTIC ORDERING

Series	AUABG	AUABG
AirCore Bridge	AUABG	
Luminaires Series	SM1	SM1
Seem 1	SM1	
Style	CT	CT
Cantilever		
Acoustic Panel Color		
See page 6 for color offering		
Blade Height		
(heights are nominal)		
8"	8	
12"	12	
16"	16	
Blade Length		
(Baffles are nominal in length. Baffles cannot be cut to length or joined together in field.)		
5' blade	5	
6' blade	6	
7' blade	7	
8' blade	8	
Blade Spacing		
(Consult factory for custom spacing)		
12" on center	12OC	
18" on center	18OC	
24" on center	24OC	
Mounting		
24" Cable Suspension	J24	
48" Cable Suspension	J48	
96" Cable Suspension	J96	
(Specify canopy color White (WH), Black (BK) or Titanium Silver (TS). Example: J24WH.)		
(Specify CS - for sloped ceiling applications)		
Luminaire Length		ft in
Specify luminaire length		
in 1" increments (6' minimum length.)		ft in

## LUMINAIRE ORDERING

(1 luminaire required for each Cantilever system)

Luminaire Series	FSM1S	FSM1S
Seem 1 LED	FSM1S	
Shielding		
Batwing Lens	BW	
Flush Lens	FL	
Pop-Down Lens	PD05	
Lumen Output		
125 Lumens per foot	125LF	
(Consult factory for Lutron, DALI)		
250 Lumens per foot	250LF	
375 Lumens per foot	375LF	
500 Lumens per foot	500LF	
625 Lumens per foot	625LF	
Color Temperature		
3000K, 80CRI or 90 CRI	30K or 930K	
3500K, 80CRI or 90 CRI	35K or 935K	
4000K, 80CRI or 90 CRI	40K or 940K	
3500K, Preferred Light	P35K	
Circuit		1C
Single Circuit	1C	
Voltage		
120/277 UNV Volt	UNV	
347 Volt (LD1 driver only)	347	
Low Voltage	LV	
Control System & Dimming Level		
0-10V - 10% Dimming	LD1	
0-10V - 1% Dimming	L11	
Low Voltage, PoE compatible	LVN	
(No driver. Not available with EM or EC. LV Voltage only)		
Lutron Hi-Lume EcoSystem (LDE1) -	LH1	
1% Dimming		
Lutron 5-Series EcoSystem (LDE5) -	LU5	
5% Dimming		
DALI 1% Dimming	D11	
Mounting		
24" Cable Suspension	J24	
48" Cable Suspension	J48	
96" Cable Suspension	J96	
(Specify canopy color White (WH), Black (BK) or Titanium Silver (TS). Example: J24WH.)		
(Specify CS - for sloped ceiling applications)		
Factory Options		ABG
AirCore Bridge component	ABG	
Black Cord	BKCD	
Emergency Circuit	_EC	
Emergency Battery Pack	_EM	
(See EM/EC Guide for default locations and ordering.)		
Finish		
Black	BK	
Titanium Silver	TS	
Matte White	WH	
Luminaire Length		ft in
Specify luminaire length		
in 1" increments (6' minimum length.)		ft in

fixture:

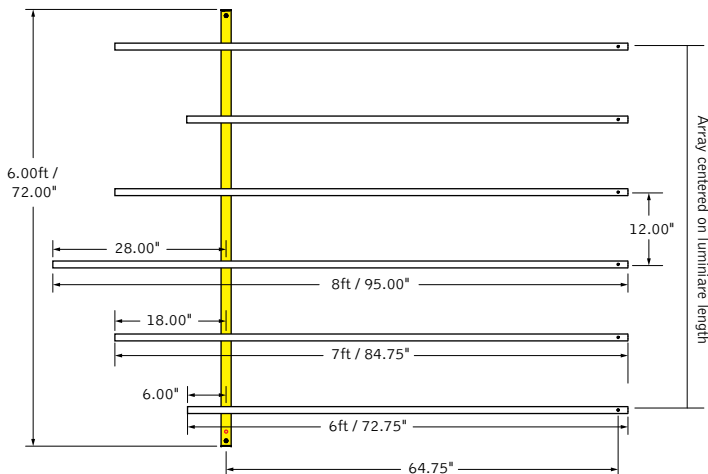
project:

## CANTILEVER WAVE

### EXAMPLE:

8ft blade length, 12" on-center blade spacing, 6ft luminaire length

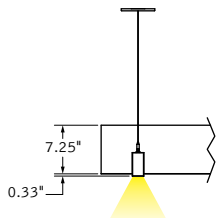
\*nominal dimensions



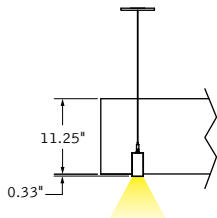
- Seem 1 Luminaire
- Feed location
- Luminaire suspension point
- Blade suspension point

## DETAILS


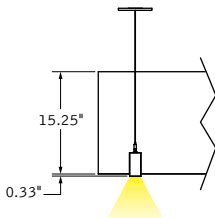
### 8" Blade Height



### 12" Blade Height




### 16" Blade Height



Blade and luminaire intersection



Blade mounting bracket



Seem 1 joining

## CALCULATOR

Use this tool to calculate the number of blades required for each AirCore Bridge array.  
Enter the luminaire length to obtain the number of blades per array.

Luminaire length (in)

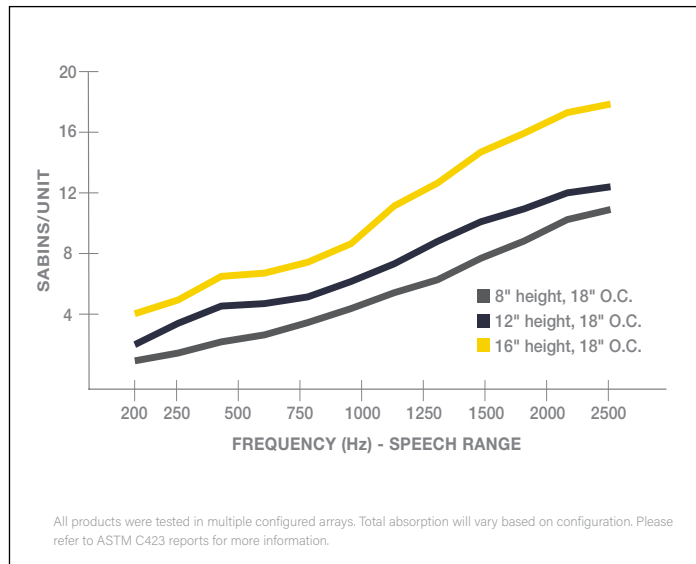
Blade spacing (in)

Total blades per array

## ACOUSTIC ORDERING

Series	AUABG
AirCore Bridge	AUABG
Luminaire Series	SM1
Seem 1	SM1
Style	CTW
Cantilever Wave	
Acoustic Panel Color	
See page 6 for color ordering	
Blade Height	
(heights are nominal)	
8"	8
12"	12
16"	16
Blade Pattern	6P
(Baffles are nominal in length. Baffles cannot be cut to length or joined together in field.)	
6' blade start (6, 7, 8, 7, 6 pattern)	6P
Blade Spacing	12OC
(Consult factory for custom spacing)	
12" on center	12OC
Mounting	
24" Cable Suspension	J24_
48" Cable Suspension	J48_
96" Cable Suspension	J96_
(Specify canopy color White (WH), Black (BK) or Titanium Silver (TS). Example: J24WH.)	
(Specify CS - for sloped ceiling applications)	
Luminaire Length	ft in
Specify luminaire length	
in 1" increments (6' minimum length.)	_ft _in
LUMINAIRE ORDERING	
(1 luminaire required for each Cantilever Wave system)	
Luminaire Series	FSM1S
Seem 1 LED	FSM1S
Shielding	
Batwing Lens	BW
Flush Lens	FL
Pop-Down Lens	PD05
Lumen Output	
125 Lumens per foot	125LF
(Consult factory for Lutron, DALI)	
250 Lumens per foot	250LF
375 Lumens per foot	375LF
500 Lumens per foot	500LF
625 Lumens per foot	625LF
Color Temperature	
3000K, 80CRI or 90 CRI	30K or 930K
3500K, 80CRI or 90 CRI	35K or 935K
4000K, 80CRI or 90 CRI	40K or 940K
3500K, Preferred Light	P35K
Circuit	1C
Single Circuit	1C
Voltage	
120/277 UNV Volt	UNV
347 Volt (LD1 driver only)	347
Low Voltage	LV
Control System & Dimming Level	
0-10V - 10% Dimming	LD1
0-10V - 1% Dimming	L11
Low Voltage, PoE compatible	LVN
(No driver. Not available with EM or EC. LV Voltage only.)	
Lutron Hi-Lume EcoSystem (LDE1) -	LH1
1% Dimming	
Lutron 5-Series EcoSystem (LDE5) -	LU5
5% Dimming	
DALI 1% Dimming	D11
Mounting	
24" Cable Suspension	J24_
48" Cable Suspension	J48_
96" Cable Suspension	J96_
(Specify canopy color White (WH), Black (BK) or Titanium Silver (TS). Example: J24WH.)	
(Specify CS - for sloped ceiling applications)	
Factory Options	
AirCore Bridge component	ABG
Black Cord	BKCD
Emergency Circuit	_EC
Emergency Battery Pack	_EM
(See EM/EC Guide for default locations and ordering.)	
Finish	
Black	BK
Titanium Silver	TS
Matte White	WH
Luminaire Length	ft in
Specify luminaire length	
in 1" increments (6' minimum length.)	_ft _in

## ACOUSTIC PERFORMANCE



## SPECIFICATIONS

### Acoustic Material

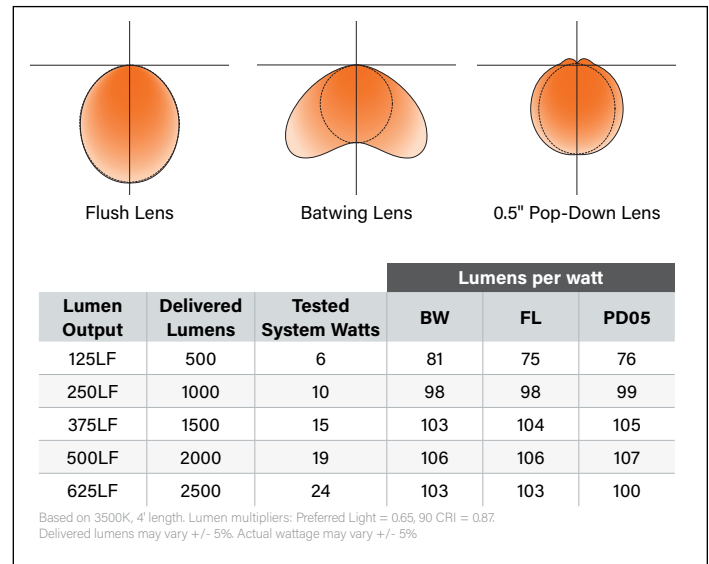
<b>Content</b>	Housing material is 100% polyester containing up to 50% of recycled plastic bottles (PET felt) and is moisture resistant. See page 3 for color offering. Acoustic material colors are subject to change without notice. For the most current color options, please visit <a href="http://focalpointlights.com/acousticsolutions">focalpointlights.com/acousticsolutions</a> . Lead times may vary depending on color.
<b>Cleaning and Care</b>	Remove dust and debris with a clean, soft, lint-free cloth or vacuum
<b>PET Thickness</b>	9mm
<b>Surface Burning Characteristics</b>	ASTM E84 Class A / CAN ULC S102 Flame Spread: 0 Smoke Development Index: 300

### Acoustic Performance

Acoustic testing is performed on all Focal Point acoustic products and varies based on installation and configuration. ASTM C423 test reports can be downloaded from [focalpointlights.com](http://focalpointlights.com). Contact [acoustic.solutions@focalpointlights.com](mailto:acoustic.solutions@focalpointlights.com) for technical questions.

<b>Sabins</b>	Sabins is a unit of sound absorption. It measures how well one square foot of material absorbs sound. Focal Point has averaged the Sabins per unit at four specific frequency bands representing the human speech range (250, 500, 1000, 2000 Hz) to determine the Sabins per product.  8' length, 12" height: 12" OC = 6.78 Sabins 18" OC = 7.35 Sabins 24" OC = 7.61 Sabins
<b>NRC</b>	Noise Reduction Coefficient (NRC) is the average of how absorptive a material is at various frequencies within the human speech frequency range. Two materials with the same rating may not perform the same in application. Typically, an NRC of 0 indicates perfect reflection, and an NRC of 1 is designated as perfect absorption. However, based on the testing methodology and depending upon the material's shape or surface area products can test at an NRC greater than 1.  NRC = 0.90

## LUMINAIRE DISTRIBUTIONS & PERFORMANCE



### LED System

Proprietary linear LED module incorporates premium LEDs on a robust platform to achieve excellent thermal management. LEDs are placed to promote a uniform appearance. Available in 3000K, 3500K or 4000K with both 80 and 90 CRI options. 3500K and 4000K with CRI>90 have a cyanosis observation index (COI) of 3.3 or less. LED modules and drivers are replaceable from below. Color accuracy <3 SDCM.

### Luminaire Construction

One piece extruded aluminum housing. Cast aluminum end caps. 8' unit weight: 15lbs.

### Optic

Reflectors fabricated of 22 Ga. steel finished in High Reflectance White powder coat. Extruded acrylic lens .07" thick with frosted finish, up to 8' continuous.

### Electrical

Luminaires are pre-wired with factory installed branch circuit wiring and over-molded quick connects. Standard 120-277V constant current driver includes 0-10V analog dimming. Power factor > .9. PoE compatible: Integrates with Power over Ethernet lighting systems via standard, low-voltage wires. PoE runs require an independent PoE node and power feed for each luminaire section.

### Emergency Battery

Emergency output - 10 watts for 90 minutes. See EM/EC Guide for default locations and ordering details.

### Labels

UL and cUL listed. Suitable for Dry or Damp Locations, indoor use only.

### Weight

AirCore Blade: 12" height, 6' length = 8.63lbs. 12" height, 8' length = 11.5lbs.  
Seem 1 luminaire: 8' unit = 15lbs.

### Finish

Polyester powder coat applied over a multi-stage pre-treatment. Canopy and cord white as standard.

### Lumen Maintenance

Reported: L70 at >61,000 hours      Calculated: L70 at 470,000 hours  
L90 at >61,000 hours      L90 at 115,000 hours

Derived from EPA TM-21 calculator. Based on typical conditions, consult factory for additional data.

### Reliability

At Focal Point, our products are designed to stand the test of time. Each luminaire is engineered using superior components, manufactured with the utmost care and rigorously tested. Contact us for reliability data.

### Warranty

LED system rated for operation in ambient environments up to 25°C. 5-year limited warranty.




# Acoustic Material Colors



## STANDARD COLORS



## PREMIUM COLORS\*



\*Contact factory for lead time and pricing.

## Declare.

**9mm PET Felt**  
**Focal Point, LLC**

**Final Assembly:** Chicago, Illinois, USA  
**Life Expectancy:** 30 Years  
**End of Life Options:** Salvageable/Reusable in its Entirety, Recyclable (100%)

### Ingredients:

PET; Octadecanamide, N,N'-1,2-ethanediylbis-; Stearic Acid; Benzenamine, 4-(1-methyl-1-phenylethyl)-N-[4-(1-methyl-1-phenylethyl)phenyl]-; Benzenepropanoic acid, 3,5-bis(1,1-dimethylethyl)-4-hydroxy-, octadecyl ester; Titanium dioxide

**Living Building Challenge Criteria:** Compliant

### I-13 Red List:

☒ LBC Red List Free % Disclosed: 100% at 100ppm  
☐ LBC Red List Approved VOC Content: Not Applicable  
☐ Declared

**I-10 Interior Performance:** CDPH Standard Method v1.1-2010  
**I-14 Responsible Sourcing:** Not Applicable

FPL-0001  
EXP. 01 FEB 2022  
Original Issue Date: 2020

MANUFACTURER RESPONSIBLE FOR LABEL ACCURACY  
INTERNATIONAL LIVING FUTURE INSTITUTE™ [living-future.org/declare](http://living-future.org/declare)

## LIGHT REFLECTIVITY

