



Seem® 1 Acoustic Trio

LED DIRECT/INDIRECT




The Naturals collection - Gray Elm shown



Center detail

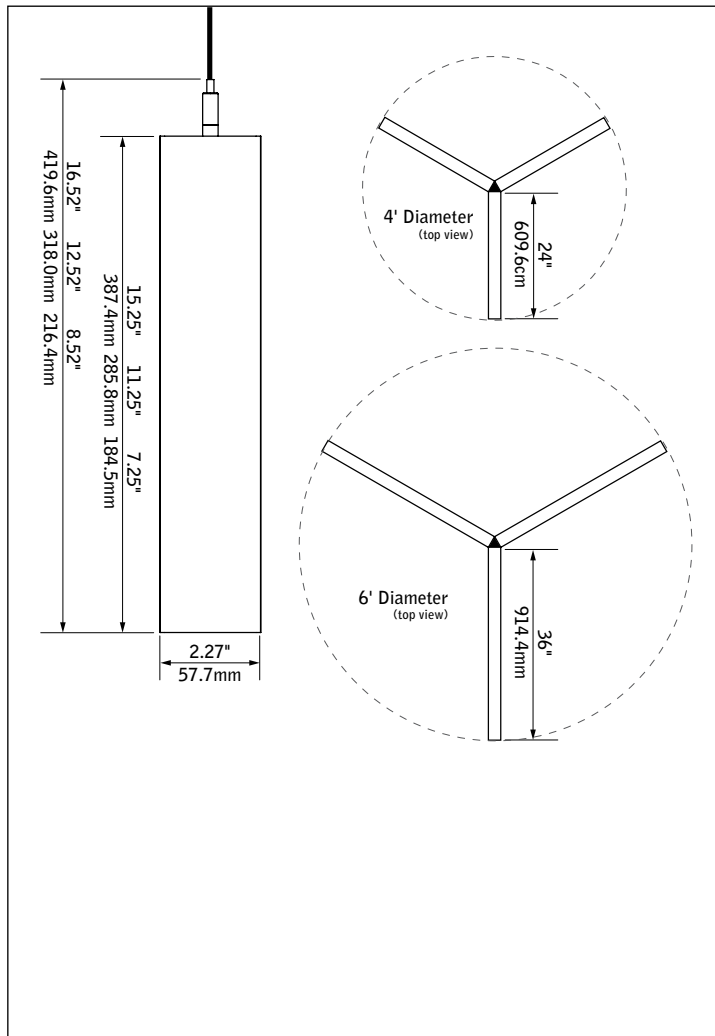


Unlit companion



Seem 1 Acoustic companion

DIMENSIONAL DATA



FEATURES

Narrow, sound absorbing 1.5" aperture 'Y' shaped acoustic pendant with direct/indirect distribution.

Available in 4' and 6' diameters with 8", 12", and 16" nominal housing heights.

LED position and lens material optimized to provide the perfect blend of high performance and visual comfort.

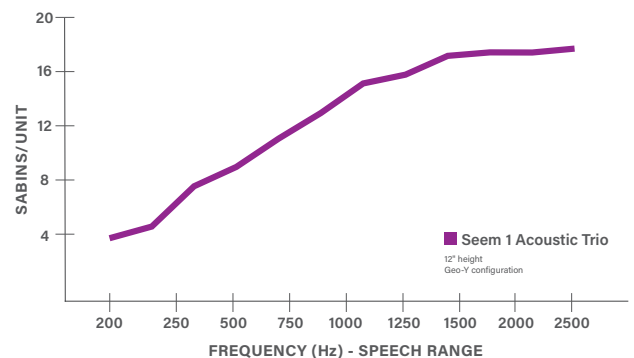
Engineered to maximize sound absorption and to create a statement as a stand-alone pendant, in a cluster or as part of a system when paired with Seem 1 Acoustic.

AirCore™, patent pending, eco-friendly technology that maximizes sound absorption and reduces ecological impact.

Wide range of color options provides design flexibility and personalization for any project.

Available with The Naturals, a series of finishes that exude biophilic beauty.

ACOUSTIC PERFORMANCE

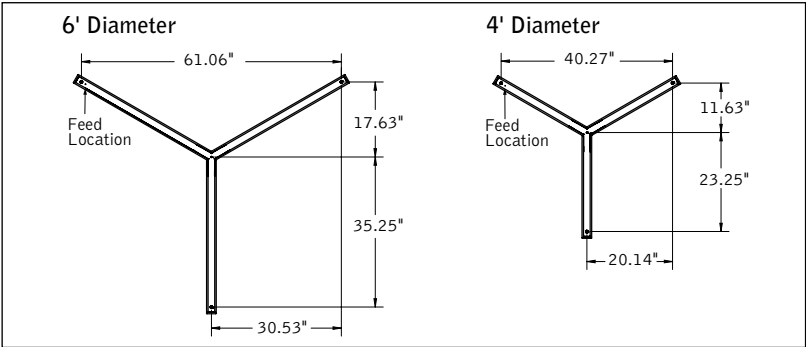


All products were tested in multiple configured arrays. Total absorption will vary based on configuration. Please refer to ASTM C423 reports for more information.

fixture:

project:

MOUNTING DETAILS



SPECIFICATIONS

Content	Housing material is 100% polyester containing up to 50% of recycled plastic bottles (PET felt) and is moisture resistant. See page 3 for color offering. Acoustic material colors are subject to change without notice. For the most current color options, please visit focalpointlights.com/acousticsolutions. Lead times may vary depending on color.
Cleaning and Care	Remove dust and debris with a clean, soft, lint-free cloth or vacuum
PET Thickness	9mm
Surface Burning Characteristics	ASTM E84 Class A / CAN ULC S102 Flame Spread: 0 Smoke Development Index: 300

Acoustic Performance

Acoustic testing is performed on all Focal Point acoustic products and varies based on installation and configuration. ASTM C423 test reports can be downloaded from focalpointlights.com. Contact acoustic.solutions@focalpointlights.com for technical questions.

Sabins	Sabins is a unit of sound absorption. It measures how well one square foot of material absorbs sound. Focal Point has averaged the Sabins per unit at four specific frequency bands representing the human speech range (250, 500, 1000, 2000 Hz) to determine the Sabins per product. Sabins/unit varies based on configuration: Geo Y Configuration = 12.24 Sabins Staggered Hex Configuration = 12.07 Sabins
--------	--

LED System

Proprietary linear LED module incorporates premium LEDs on a robust platform to achieve excellent thermal management. LEDs are placed to promote a uniform appearance. Available in 3000K, 3500K or 4000K with both 80 and 90 CRI options. LED drivers are replaceable from above. Color accuracy <3 SDCM.

Weight

12" height, 4' diameter = 17.5lbs. 12" height, 6' diameter = 26.3lbs.

Optic

Reflectors fabricated of 22 Ga. steel finished in Matte White powder coat. Extruded acrylic lens .05" thick with frosted finish, up to 8' continuous. 0.02" thick clear acrylic dust cover.

Mounting

Minimum mounting height 7.5" from the ceiling.

Electrical

Luminaires are pre-wired with factory installed branch circuit wiring and over-molded quick connects. Standard 120-277V constant current driver includes 0-10V analog dimming. Power factor > .9. Power cord white as standard.

Canopy

Polyester powder coat applied over a multi-stage pre-treatment. Canopy white as standard.

Labels

UL and cUL listed. Suitable for Dry Locations, indoor use only.

Lumen Maintenance

Reported: L70 at >61,000 hours Calculated: L70 at 470,000 hours
 L90 at >61,000 hours L90 at 115,000 hours
Derived from EPA TM-21 calculator. Based on typical conditions, consult factory for additional data.

Reliability

At Focal Point, our products are designed to stand the test of time. Each luminaire is engineered using superior components, manufactured with the utmost care and rigorously tested. Contact us for reliability data.

Warranty

LED system rated for operation in ambient environments up to 25°C and when mounted no less than 7.5" from the ceiling. 5-year limited warranty.

PERFORMANCE CHARTS

Focal Point LLC reserves the right to change specifications for product improvement without notification.


ORDERING

Luminaire Series	ASM1TBP
Seem 1 Acoustic Trio Direct/Indirect	ASM1TBP
Nominal Size	
4' Diameter	4
6' Diameter	6
Shielding	
Batwing Optic top/Regress lens bottom	BWRL
Dust Cover top/Regress lens bottom	DCRL
Luminaire Height	
(heights are nominal)	
8" nominal	8
12" nominal	12
16" nominal	16
Direct Distribution	
4' Diameter	
600 Lumens	600DN
1200 Lumens	1200DN
1800 Lumens	1800DN
2400 Lumens	2400DN
3000 Lumens	3000DN
6' Diameter	
900 Lumens	900DN
1800 Lumens	1800DN
2700 Lumens	2700DN
3600 Lumens	3600DN
4500 Lumens	4500DN
Indirect Distribution	
4' Diameter	
750 Lumens	750UP
1500 Lumens	1500UP
2250 Lumens	2250UP
3000 Lumens	3000UP
3750 Lumens	3750UP
4800 Lumens	4800UP
6' Diameter	
1125 Lumens	1125UP
2250 Lumens	2250UP
3375 Lumens	3375UP
4500 Lumens	4500UP
5625 Lumens	5625UP
7200 Lumens	7200UP
Color Temperature	
3000K, 80CRI or 90CRI	30K or 930K
3500K, 80CRI or 90CRI	35K or 935K
4000K, 80CRI or 90CRI	40K or 940K
Circuit	
Single Circuit	1C
Dual Circuit	2C
Voltage	UNV
120/277 UNV Volt	UNV
Control System & Dimming Level	
0-10V - 10% Dimming	LD1
0-10V - 1% Dimming	L11
Lutron Hi-Lume EcoSystem (LDE1) - 1% Dimming	LH1
DALI 1% Dimming	D11
Mounting	
(Mounting hang kits ship with order. Power cable is 18" longer than suspension length.)	
24" Cable Suspension	J24
48" Cable Suspension	J48
96" Cable Suspension	J96
120" Cable Suspension	J120
(Specify canopy color White (WH), Black (BK) or Titanium Silver (TS). Example: J24WH.) (Consult factory for sloped ceiling applications)	
Factory Options	
Black Cord	BKCD
Acoustic Panel Color	
See page 3 for color offering (Consult factory for multi-colored units)	

Acoustic Materials



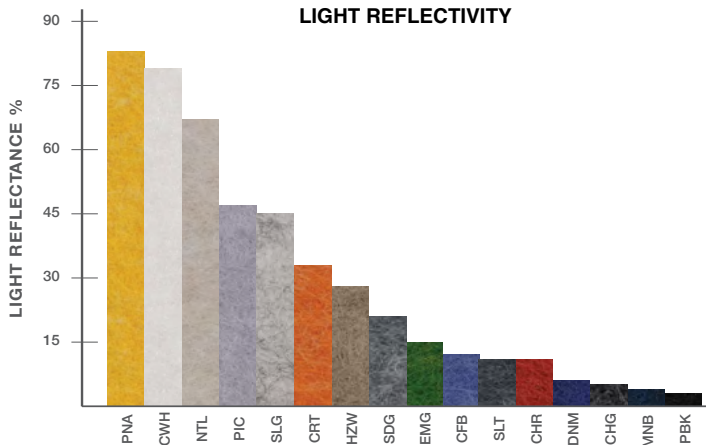

THE NATURALS (25% SCALE)



STANDARD PET



PREMIUM PET



Declare.

PET
Focal Point, LLC

Final Assembly: Chicago, Illinois, USA
Life Expectancy: 30 Year(s)
End of Life Options: Salvageable/Reusable in its Entirety, Recyclable (100%)

Ingredients:

Polyethylene terephthalate: PET; **N, N'-Ethylene bisstearamide:** Octadecanamide, N,N'-1,2-ethanediylbis-; **Stearic Acid;** **Antioxidant 1076:** Benzenepropanoic acid, 3,5-bis(1,1-dimethylethyl)-4-hydroxy-, octadecyl ester; **Antioxidant KY-405:** Benzenamine, 4-(1-methyl-1-phenylethyl)-N-[4-(1-methyl-1-phenylethyl)phenyl]-; **Titanium Dioxide:** Titanium dioxide

Living Building Challenge Criteria:

I-13 Red List:

- LBC Red List Free
- LBC Red List Approved
- Declared

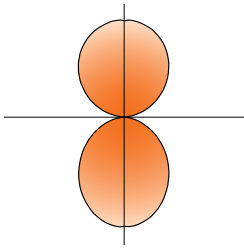
% Disclosed: 100% at 100ppm
VOC Content: Not Applicable

I-10 Interior Performance: Not Compliant
I-14 Responsible Sourcing: Not Applicable

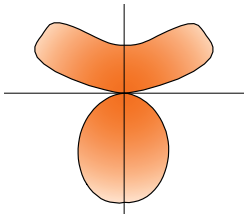
FPL-0001
EXP. 01 JUN 2026
Original Issue Date: 2020

INTERNATIONAL LIVING FUTURE INSTITUTE™ living-future.org/declare

4' DIAMETER PERFORMANCE CHART



Dust Cover/Regress Lens



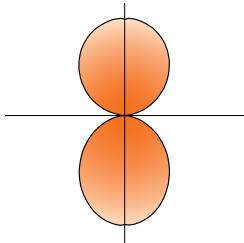
Batwing/Regress Lens

Photometric performance is measured in accordance with IESNA LM-79. Visit focalpointlights.com for complete photometric data.

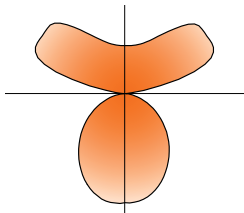
Direct Distribution	Indirect Distribution	Distribution % (Direct/Indirect)	Total Delivered Lumens	Tested System Watts	LPW
600DN	750UP	44/56	1350	13.8	101
	1500UP	29/71	2100	18.3	116
	2250UP	21/79	2850	23.4	124
	3000UP	17/83	3600	28.2	128
	3750UP	14/86	4350	34.1	129
	4500UP	11/89	5400	42.3	128
1200DN	750UP	62/38	1950	19.4	105
	1500UP	44/56	2700	23.6	116
	2250UP	35/65	3450	28.7	122
	3000UP	29/71	4200	33.5	126
	3750UP	24/76	4950	39.5	127
	4500UP	20/80	6000	47.6	126
1800DN	750UP	71/29	2550	24.6	106
	1500UP	55/45	3300	29.0	114
	2250UP	44/56	4050	34.2	120
	3000UP	38/63	4800	39.0	124
	3750UP	32/68	5550	44.9	125
	4500UP	27/73	6600	53.0	125
2400DN	750UP	76/24	3150	30.8	106
	1500UP	62/38	3900	35.3	113
	2250UP	52/48	4650	40.4	118
	3000UP	44/56	5400	45.2	121
	3750UP	39/61	6150	51.1	122
	4500UP	33/67	7200	59.3	123
3000DN	750UP	80/20	3750	36.9	103
	1500UP	67/33	4500	41.3	109
	2250UP	57/43	5250	46.4	114
	3000UP	50/50	6000	51.2	117
	3750UP	44/56	6750	57.2	119
	4500UP	38/62	7800	65.3	119

*Based on 3500k, 80CRI, 4' lengths. Lumen multipliers: 90 CRI = 0.87. Lumen output may vary +/- 5%. Actual wattage may vary +/- 5%.

6" DIAMETER PERFORMANCE CHART



Dust Cover/Regress Lens



Batwing/Regress Lens

Photometric performance is measured in accordance with IESNA LM-79. Visit focalpointlights.com for complete photometric data.

Direct Distribution	Indirect Distribution	Distribution % (Direct/Indirect)	Total Delivered Lumens	Tested System Watts	LPW
900DN	1125UP	44/56	2025	17.5	119
	2250UP	29/71	3150	24.2	133
	3375UP	21/79	4275	31.4	137
	4500UP	17/83	5400	39.1	139
	5625UP	14/86	6525	46.5	140
	7200UP	11/89	8100	58.7	139
1800DN	1125UP	62/38	2925	24.3	121
	2250UP	44/56	4050	31.1	132
	3375UP	35/65	5175	38.3	136
	4500UP	29/71	6300	45.9	138
	5625UP	24/76	7425	53.3	139
	7200UP	20/80	9000	65.6	138
2700DN	1125UP	71/29	3825	31.8	121
	2250UP	55/45	4950	38.6	130
	3375UP	44/56	6075	45.8	133
	4500UP	38/63	7200	53.4	135
	5625UP	32/68	8325	60.8	136
	7200UP	27/73	9900	73.1	136
3600DN	1125UP	76/24	4725	40.1	119
	2250UP	62/38	5850	46.9	126
	3375UP	52/48	6975	54.0	130
	4500UP	44/56	8100	61.7	132
	5625UP	39/61	9225	69.1	133
	7200UP	33/67	10800	81.3	133
4500DN	1125UP	80/20	5625	48.5	117
	2250UP	67/33	6750	55.3	123
	3375UP	57/43	7875	62.4	127
	4500UP	50/50	9000	70.1	129
	5625UP	44/56	10125	77.5	131
	7200UP	38/62	11700	89.7	131

*Based on 3500k, 80CRI, 4" lengths. Lumen multipliers: 90 CRI = 0.87. Lumen output may vary +/- 5%. Actual wattage may vary +/- 5%.