Polina® Acoustic

PENDANT

FOCAL POINT®

42" Shown

Shallow Canopy detail

Mini Power Canopy detail

Black

White

Palladium Silver



Sconce companion



Indirect Pendant companion

Unlit Pendant companion



Unlit wall mount companion

DIMENSIONAL DATA

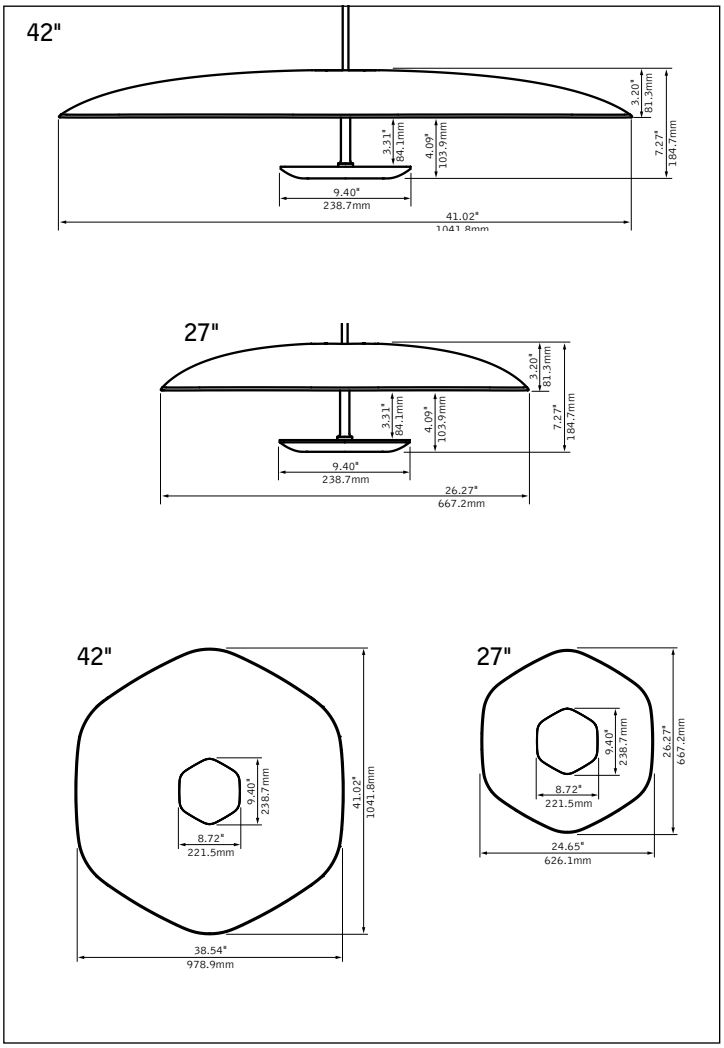

FEATURES

Decorative hexagonal acoustic pendant with shade made of TriCore® PET felt.

Available in two sizes: nominal 27" or 42" diameter, 8" height.

The patent-pending TriCore® acoustic construction provides superior sound absorption over a wide range of frequencies and is eco-friendly.

Proprietary light engine and white reflector provide comfortable, indirect ambient illumination.

Five lumen outputs, up to 2850 lumens.

Unlit pendant, indirect pendant, and lit or unlit wall mount companion available.

ACOUSTIC PERFORMANCE

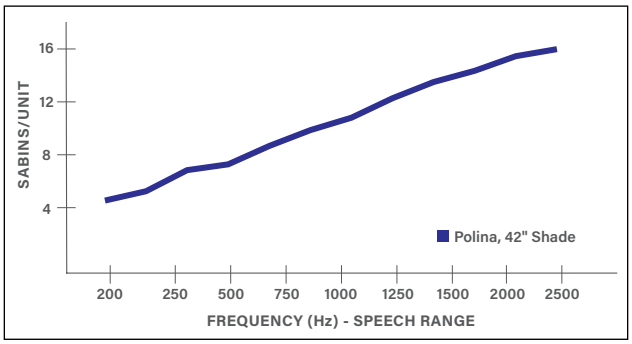

DISTRIBUTIONS

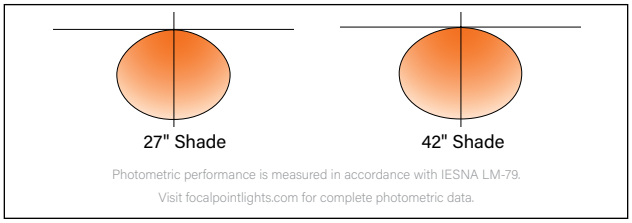

Photometric performance is measured in accordance with IESNA LM-79.

Visit focalpointlights.com for complete photometric data.

PENDANT SPECIFICATIONS

Acoustic Material

Content	Shade is 100% polyester containing up to 28.7% of recycled plastic bottles (PET felt). Constructed of ASTM E-84 Class A fire rated materials and is moisture resistant.
Cleaning and Care	Remove dust and debris with a clean, soft, lint-free cloth or vacuum
PET Thickness	4mm - 20mm variable across the shade
Surface Burning Characteristcs	ASTM E84 Class A / CAN ULC S102 Flame Spread: 0, Smoke Development Index: 300
Colorfastness	AATCC 16A Option 3 Class 4 minimum at 40 hours
NRC & Sabins	Array NRC 0.70. Average Sabins per object 10.52 (ft^2)* *Averaged Sabins per object calculated at specific frequencies representing the human speech range (200-2500Hz)

LED System

Proprietary LED module incorporates premium LEDs on a robust platform to achieve excellent thermal management. LEDs are placed to promote a uniform appearance. Available in 2700K, 3000K, 3500K or 4000K with both 80 and 90 CRI options. LED modules are replaceable from below. Color accuracy <3 SDCM.

Light Engine

9.4" diameter aluminum housing. Remove dust and debris with vacuum or dapping with damp lint free cloth, avoid rubbing to preserve illuminated surface quality.
Weight: Luminaire will not exceed 14lbs.

Electrical

Standard 120-277V driver includes 0-10V analog dimming. Power factor > .9.

Emergency Battery

Remote power system only. One luminaire per remote box.
Emergency output —10W for 90 minutes. Maximum luminaire mounting height is 14.75ft AFF.

Labels

UL and cUL listed. Suitable for Dry Locations, indoor use only.

Non-Acoustic Finishes

Polyester powder coat applied over a multi-stage pre–treatment.

Lumen Maintenance

Reported: L70 at >72,000 hours Calculated: L70 at 193,000 hours
Reported: L90 at >55,000 hours Calculated: L90 at 55,000 hours
Derived from EPA TM-21 calculator. Based on typical conditions, consult factory for additional data.

Reliability

At Focal Point, our products are designed to stand the test of time. Each luminaire is engineered using superior components, manufactured with the utmost care and rigorously tested. Contact us for reliability data.

Warranty

LED system rated for operation in ambient environments up to 25°C. 5-year limited warranty.

PERFORMANCE CHART

Lumen Output	Total System Watts	Shade Size	Delivered Lumens	LPW
Luminous Low (LLP)	4.4	27"	500	114
		42"	600	136
Low (LWP)	7.9	27"	870	110
		42"	950	120
Medium (MDP)	15.4	27"	1550	101
		42"	1685	109
High (HHP)	21.2	27"	2150	101
		42"	2335	110
Max (MXP)	25.2	27"	2630	104
		42"	2850	113

To match shade illuminance when pairing 27" and 42" shades together drop the 27" shade output down one lumen level.
Based on 3500K, 80CRI. Lumen output may vary +/- 5%. Actual wattage may vary +/- 5%.

LUMEN MULTIPLIERS

CRI	CCT			
	2700K	3000K	3500K	4000K
80	0.93	0.96	1.00	1.02
90	0.79	0.82	0.85	0.87

Focal Point LLC reserves the right to change specifications for product improvement without notification.

ORDERING

Luminaire Series		**APOLP**
Polina Acoustic Pendant	APOLP	
Shade Profile		**SHX**
Soft Hexagon	SHX	
Shade Size		
Nominal 27" Shade	27	
Nominal 42" Shade	42	
Shade Color		**SLG-WH**
Silver Gray Exterior/White Interior (Consult factory for made-to-order shade color)	SLG-WH	
Light Engine Profile		**SHXT**
Soft Hexagon Standard	SHXT	
Shielding		**DC**
Dust Cover	DC	
Lumen Output		
Luminous low (Remote Power, RSC only)	LLP	
Low	LWP	
Medium	MDP	
High	HHP	
Max	MXP	
Color Temperature		
2700K, 80CRI **or** 90 CRI	27K **or** 927K	
3000K, 80CRI **or** 90 CRI	30K **or** 930K	
3500K, 80CRI **or** 90 CRI	35K **or** 935K	
4000K, 80CRI **or** 90 CRI	40K **or** 940K	
Circuit		**1C**
Single Circuit	1C	
Voltage		**UNV**
120/277 UNV	UNV	
Control System & Dimming Level		**L11**
0-10V - 1% Dimming	L11	
Power Configuration		
Integrated Power: Mini Power Canopy (Powers 1 unit, mounted to J-box. See page 5 for details.)	MPC	
Remote Power: Shallow Canopies (Powers multiple units per box, requires RPS-POL.)	RSC	
Canopy Color (Consult factory for custom colors)		
Matte Black	BK	
Matte White	WH	
Palladium Silver	PS	
Mounting Stem length measured from the j-box to the bottom of the light engine		
12", Field Cuttable Stem	S12	
24", Field Cuttable Stem	S24	
60", Field Cuttable Stem	S60	
1'– 6' in 1' increments, Field Cuttable Stem (Specify in inches, example: 6' stem = S72)	S_	
Suspension Color		
Matte Black	BK	
Matte White	WH	
Palladium Silver	PS	
Light Engine Finish (Includes visible stem between shade and light engine. Consult factory for custom colors)		
Matte Black	BK	
Matte White	WH	
Palladium Silver	PS	
Factory Options		
Top View Cover Plate	TC	

fixture: project:

SYSTEM DIAGRAMS

OC MOUNTING TYPE
Open Ceiling Remote Box and Luminaire J-Box

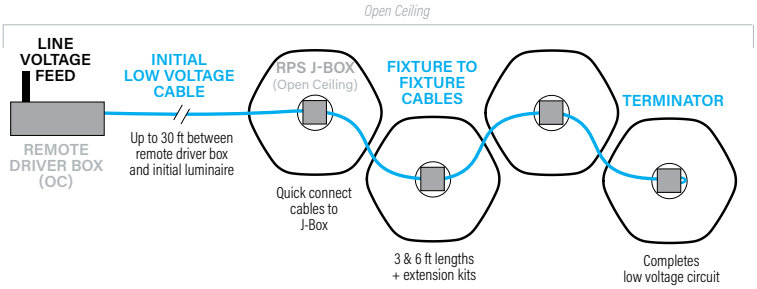

OCR MOUNTING TYPE
Open Ceiling Remote box and Recessed Luminaire J-Box

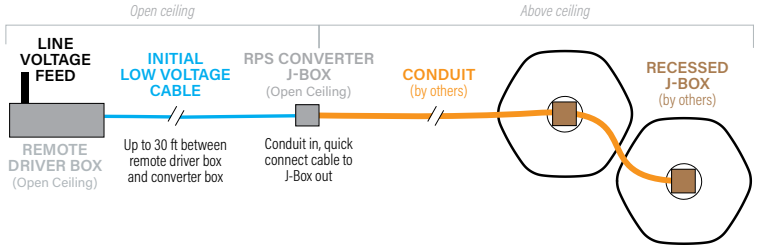

XF MOUNTING TYPE
Mud-In Drywall Remote box and Recessed Luminaire J-Box

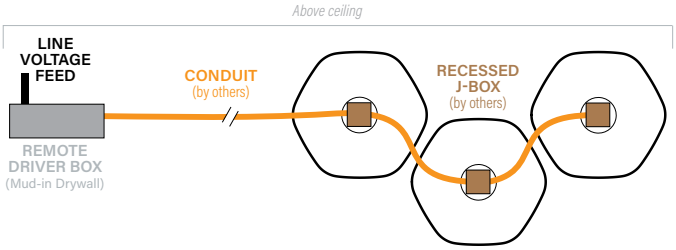

XFO MOUNTING TYPE
Mud-In Drywall Remote box and Open Ceiling Luminaire J-Box

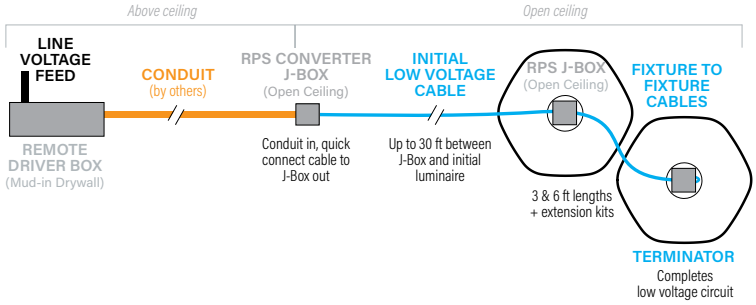

REMOTE POWER SYSTEM AVAILABILITY

Lumen Output	Luminaires per remote box	Drivers per remote box
Luminous Low (LLP)	1-19	1
	20-38	2
Low (LWP)	1-11	1
	12-22	2
Medium (MDP)	1-5	1
	6-10	2
High (HHP)	1-4	1
	5-8	2
Max (MXP)	1-3	1
	4-6	2

Fixtures will be evenly divided between drivers when possible. For an odd number of fixtures, driver 1 will power the additional fixture. For alternate fixture/driver layouts, consult factory.

Focal Point LLC reserves the right to change specifications for product improvement without notification.

REMOTE POWER SYSTEM ORDERING

Remote Power System — **RPSPOL**
Polina — RPSPOL

Mounting Type — _____

Remote Box Location	Luminaire J-box Location	
Open Ceiling	Open Ceiling	OC
Open Ceiling	Recessed	OCR
Mud-In Drywall (IC rated)	Recessed	XF
Mud-In Drywall (IC rated)	Open Ceiling	XFO

For mixed mounting configurations, consult factory.

Quantity of Luminaires Powered — _____
See offering table for availability
Qty of Luminaires — __L

Initial Cable Length* — _____
Leave blank for XF Mounting Type.
Cable from Remote Driver box to first RPS J-box..
9ft — 9IC
30ft — 30IC

Fixture to Fixture Cable Length* — _____
Leave blank for OCR & XF Mounting Types.
3ft — 3FC
6ft — 6FC

Lumen Output — _____
Must match specified luminaires
Luminous Low — LLP
Low — LWP
Medium — MDP
High — HHP
Max — MXP

Circuit — **1C**
Single Circuit — 1C

Voltage — **UNV**
120/277 UNV — UNV

Control System & Dimming Level — **L11**
0-10V - 1% Dimming — L11

Factory Options
Polina Acoustic Pendant System — APOLP — **APOLP**
Chicago Plenum — CP — _____
(Not available with OC or OCR remote box mounting types)
Remote Emergency Battery — EMR — _____
One luminaire per Emergency Remote Box.

Remote Box Faceplate Color — _____
Matte Black — BK
Matte White — WH
Palladium Silver — PS

Canopy Type — **SC**
Shallow Canopy — SC

Canopy Color — _____
Matte Black — BK
Matte White — WH
Palladium Silver — PS

REMOTE POWER SYSTEM CABLE EXTENSION KIT
Order additional cable lengths to extend the distance between fixtures.*
Not compatible with OCR or XF Mounting Types.

3ft — RPS-KIT3 — _____
6ft — RPS-KIT6 — _____

*Cables may not be cut to length in the field.

REMOTE POWER SYSTEM SPECIFICATIONS

Construction

Flexible and modular plug and play remote power system. Open Ceiling (OC, OCR) remote power box is rated for surface mounting in open ceiling or wall applications. Not to be installed in any recessed condition. Remote power box is easily installed in an open ceiling space or an adjacent electrical room with direct to strut and surface mounting features. Mud-In Drywall (XF, XFO) remote power box is Type IC inherently protected, suitable for direct contact with insulation. Decorative access plate is removable for ease of installation and maintenance.

Electrical

Standard 120-277V driver includes 0-10V analog dimming. Power factor > .9. 3-wire constant current architecture ensures uniform illumination to support any fixture spacing requirements. Low-voltage Class 2 cable wiring system easily daisy chains multiple fixtures and eliminates electrical conduit in open ceiling applications. CMP (Plenum rated) cable with UL94V-0 rated connectors.

Emergency Battery

Emergency output —10W for 90 minutes. One luminaire per emergency remote box. Maximum luminaire mounting height is 14.75ft AFF.

Labels

UL and cUL listed. Suitable for Dry Locations, indoor use only.

Faceplate Finish

Polyester powder coat applied over a multi-stage pre–treatment.

Reliability

At Focal Point, our products are designed to stand the test of time. Each luminaire is engineered using superior components, manufactured with the utmost care and rigorously tested. Contact us for reliability data.

Warranty

Open ceiling (OC, OCR) remote power box rated for ambient temperatures up to 40˚C. Recessed ceiling (XF, XFO) remote power box rated for ambient temperatures up to 25˚C. 5-year limited warranty.

Remote Power System (RPS) details

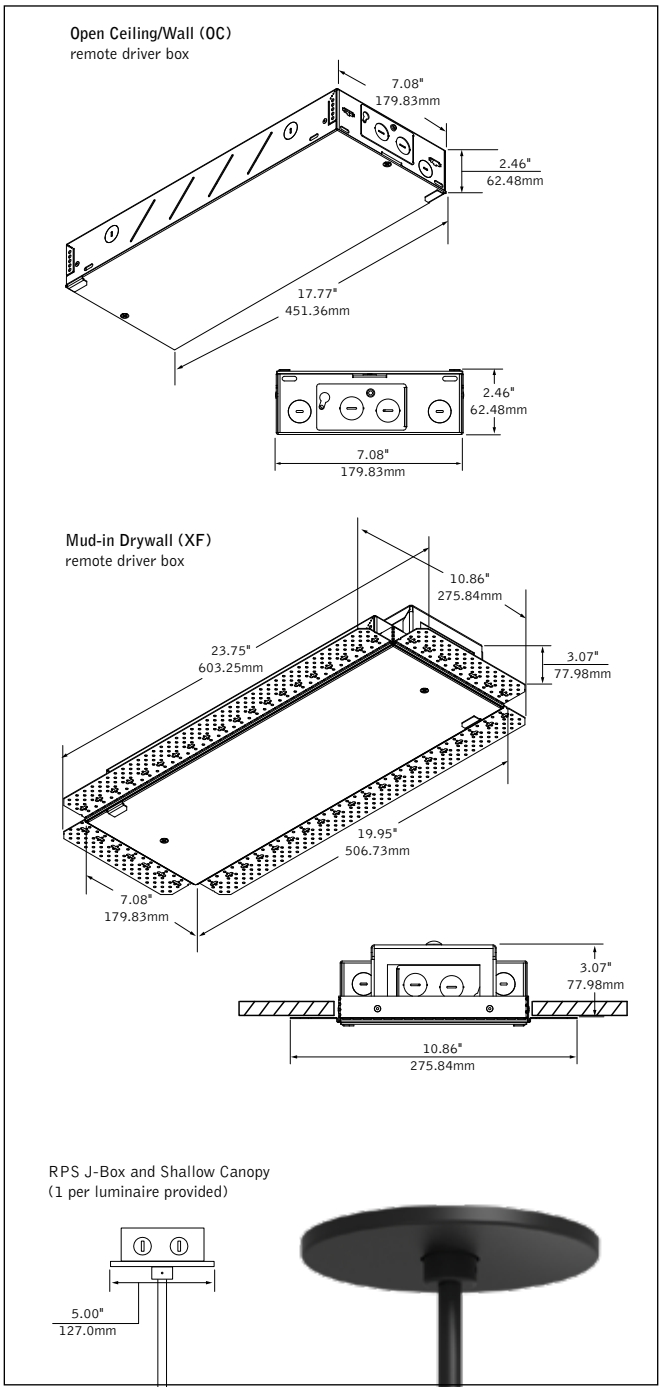

Spacing guidelines

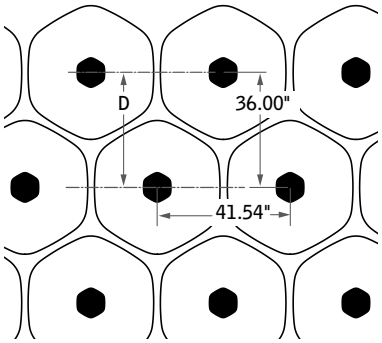

For even spacing between staggered rows of pendants as shown, the spacing along a line is dependent on the distance between the centerline of the rows, D.

The spacing along a line should be **2sqrt(3)D/3 ~1.155*D**

42" Shade eg: D = 36", 2sqrt(3)(36")/3 = 41.54"

27" Shade eg: D = 24", 2sqrt(3)(24")/3 = 27.68"

Remote Power System Example

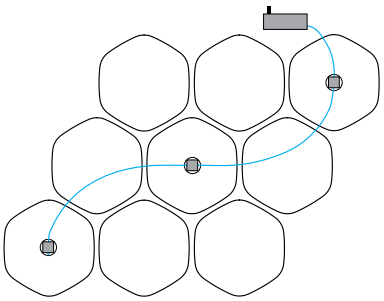

SYSTEM COMPONENTS

1 - Remote Power System

3 - 42" Polina Acoustic Pendant

6 - 42" Polina Acoustic Unlit Pendant

Also pictured: 27" Polina Acoustic Pendants.

To match shade illuminance when pairing 27" and 42" shades together drop the 27" shade output down one lumen level.

Luminaires of different lumen outputs require dedicated remote power systems in order to supply the correct power to the luminaires.

MPC - Mini Power Canopy

Indicates Driver Location

4" Octagonal J-Box required
(By others)

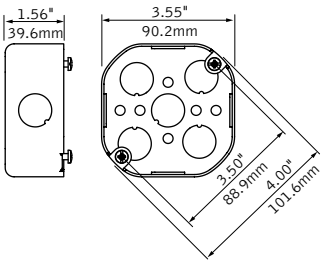

Not Compatible with
4" Square J-Box

Optional finishing ring
Recommended for recessed
J-Box installs

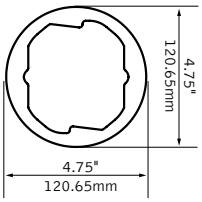

Recessed J-Box

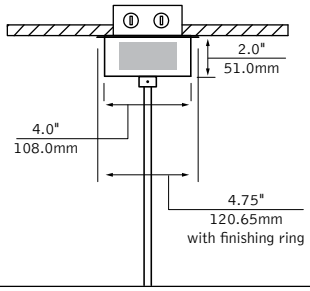
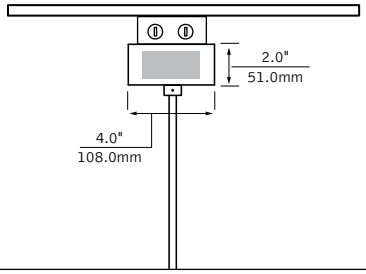
Surface mounted J-Box