

Seem Sweep™ 2

Sweeping lines of light



Sweeping lines of light


Sweeping curves, soft shapes, flowing lines... no matter what you envision and how you picture it, you can realize it with Seem Sweep™ 2.

From soft undulations that follow architecture to geometric shapes with rounded corners, Seem Sweep 2 provides a tool kit that facilitates the specification of curvilinear luminaires available with standard lead times.*

*Refer to cut sheets for options available within standard and extended lead times. Customization also available with the support of our team.

Enhance interior architecture

A broad selection of options supports the creation of luminaires uniquely suited to the needs of each space. Specify suspended or surface mount undulations using standard radii and angles, available with direct only or bidirectional illumination, and finish each luminaire with flat or rounded end caps.



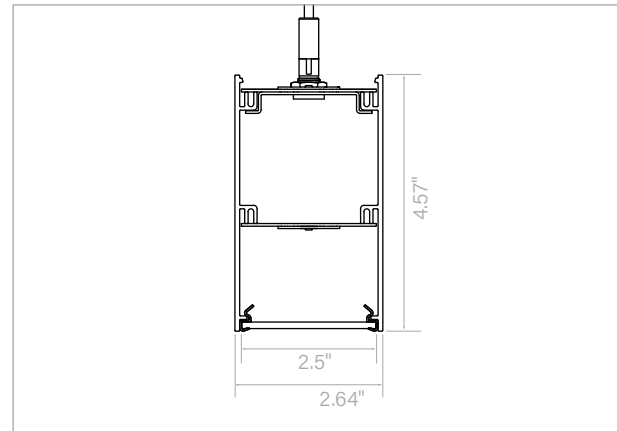
with easy-to-specify curves



Easily create unique soft shapes with Seem Sweep 2

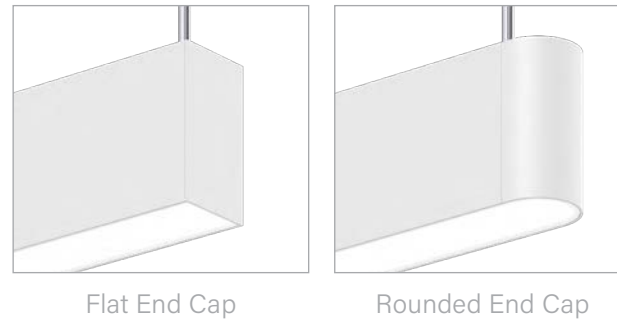
Narrow, 2.5" aperture luminaire

Coordinates with other Seem® 2 luminaires within a space.



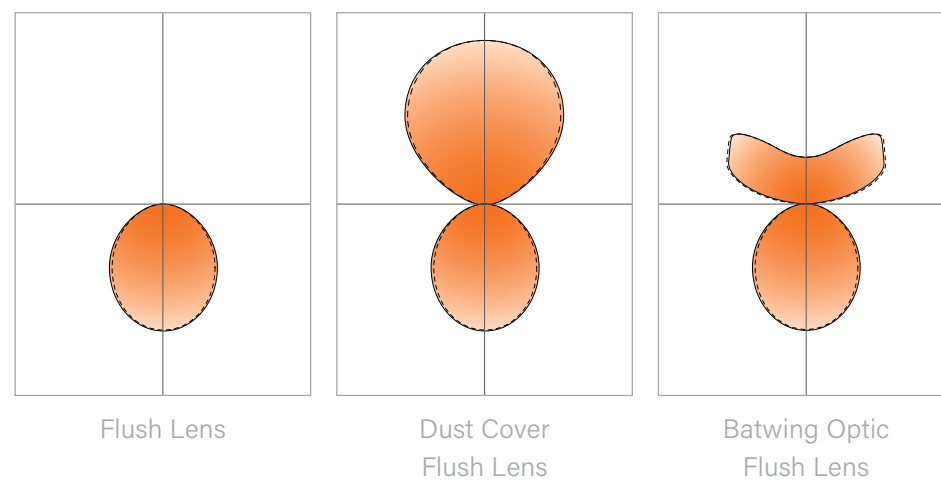
High-design end caps

Select between flat and rounded end caps for straight or curved luminaire segments.




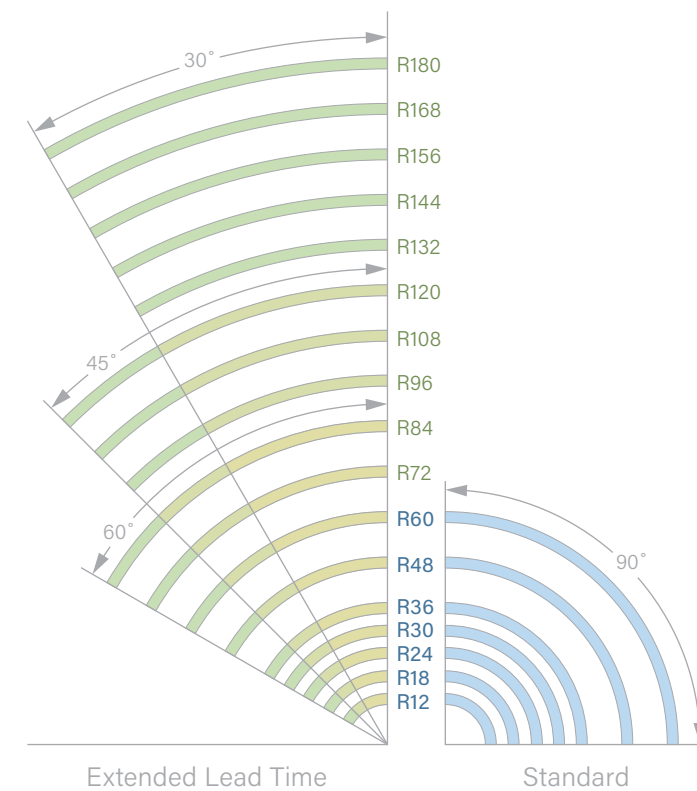
Powerful direct or indirect light distributions

Light quality and optical options consistent with the Seem 2 Family of linear luminaires.



Standard radii and angles

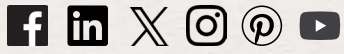
Quick and easy alternative to customization.





FOCAL POINT®

Bringing It All To Light®



©2024 Focal Point, LLC. 4141 S. Pulaski Road, Chicago, IL 60632
T 773.247.9494 | www.focalpointlights.com.

All rights reserved. "Focal Point," "Seem," "Seem Sweep,"
"Bringing It All To Light" and the light-ray graphic are trademarks or
registered trademarks of Focal Point, LLC.

Visit focalpointlights.com for specifications and other details on our
entire Focal Point catalog.