




Seem® 1 Acoustic

LED DIRECT/INDIRECT




90° corner detail




Rectangle pattern




Left and right corner pattern



The Naturals collection - Light Oak shown

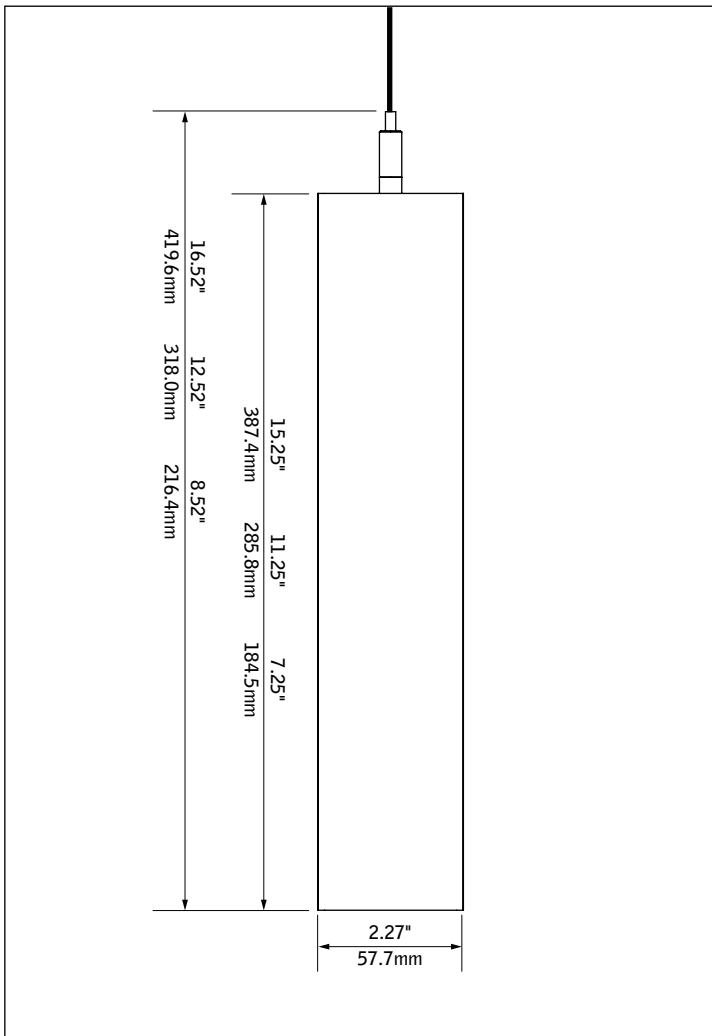


Seem 1 Acoustic Unlit companion



Seem 1 Acoustic Trio companion

DIMENSIONAL DATA



FEATURES

Narrow, sound absorbing 1.5" aperture linear direct/indirect acoustic LED luminaire.

Available in 4' to 208' lengths in 1" increments with 8", 12" or 16" nominal housing heights in straight lengths or patterns with 90° corners.

Frosted acrylic lens provides uninterrupted illumination, without pixels or shadows.

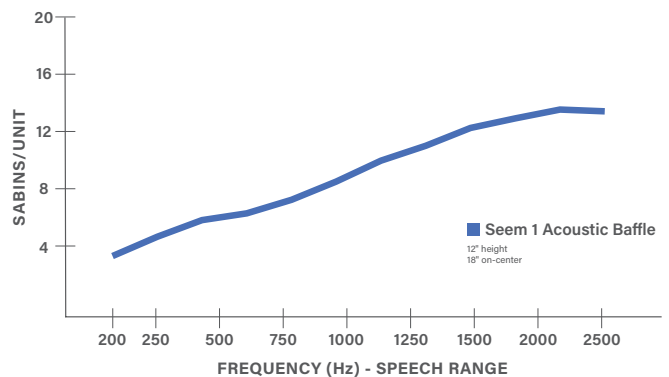
LED position and lens material optimized to provide the perfect blend of high performance and visual comfort.

AirCore® Technology: patented, eco-friendly technology that maximizes sound absorption and reduces ecological impact.

Pair with Seem 1 Acoustic unlit baffle, Seem 1 Acoustic Trio, AirCore Blade®, or TruBlade® to create a coordinated look in interior spaces.

Available with The Naturals, a series of finishes that exude biophilic beauty.

ACOUSTIC PERFORMANCE



All products were tested in multiple configured arrays. Total absorption will vary based on configuration. Please refer to ASTM C423 reports for more information.


Acoustic Materials



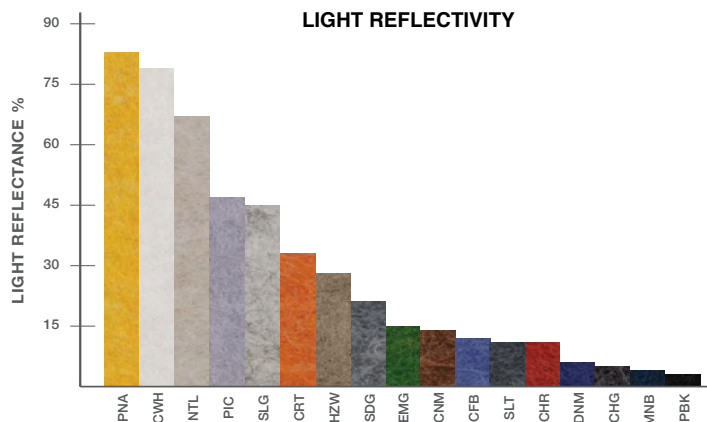
THE NATURALS (25% SCALE)



STANDARD PET



PREMIUM PET



Declare.

PET
Focal Point, LLC

Final Assembly: Chicago, Illinois, USA
Life Expectancy: 30 Year(s)
End of Life Options: Salvageable/Reusable in its Entirety, Recyclable (100%)

Ingredients:

Polyethylene terephthalate: PET; **N, N'-Ethylene bisstearamide:** Octadecanamide, N,N'-1,2-ethanediylbis-; **Stearic Acid;** **Antioxidant 1076:** Benzenepropanoic acid, 3,5-bis(1-(dimethylethyl)-4-hydroxy-, octadecyl ester; **Antioxidant KY-405:** Benzenamine, 4-(1-methyl-1-phenylethyl)-N-[4-(1-methyl-1-phenylethyl)phenyl]; **Titanium Dioxide:** Titanium dioxide

Living Building Challenge Criteria:

I-13 Red List:

- LBC Red List Free
- LBC Red List Approved
- Declared


% Disclosed: 100% at 100ppm
VOC Content: Not Applicable

I-10 Interior Performance: Not Compliant
I-14 Responsible Sourcing: Not Applicable

FPL-0001
EXP. 01 APR 2025
Original Issue Date: 2020

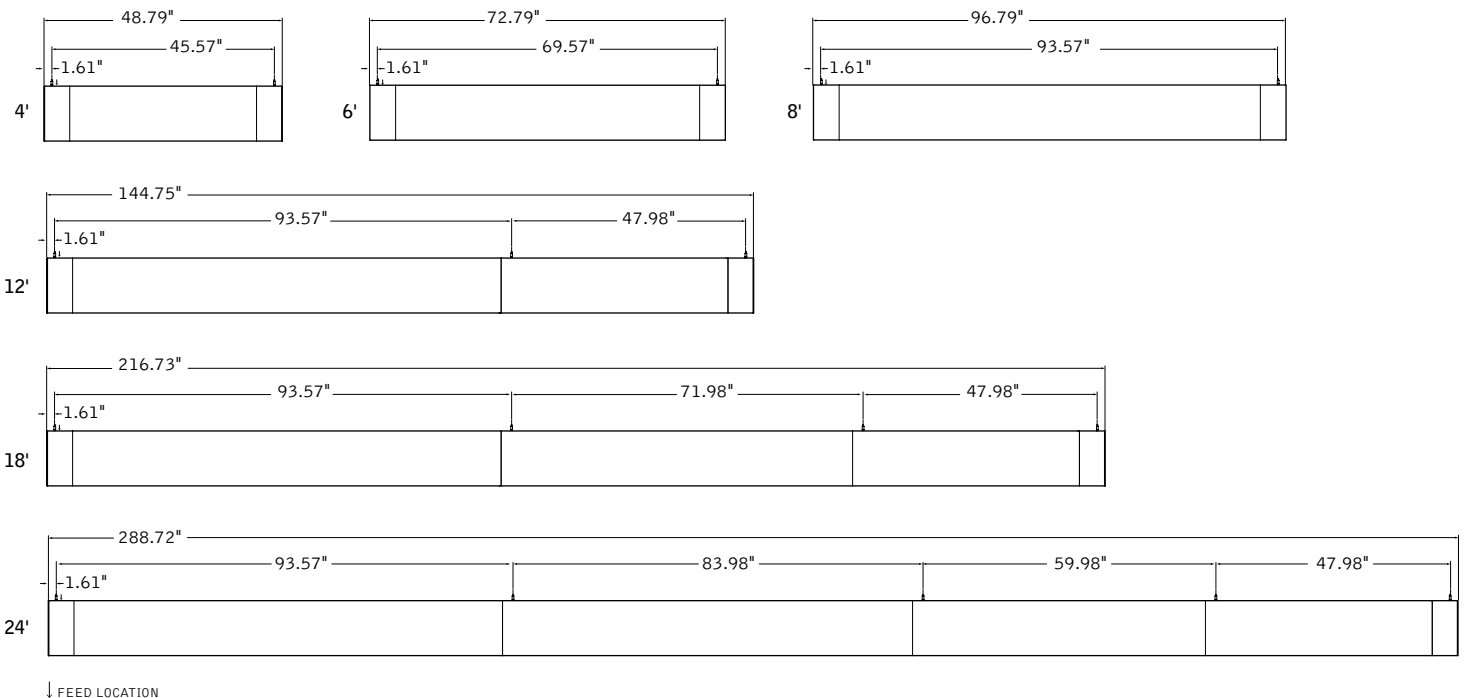
INTERNATIONAL LIVING FUTURE INSTITUTE™ living-future.org/declare

4' PERFORMANCE CHART - BATWING OPTIC TOP/REGRESS LENS BOTTOM

Direct Distribution	Indirect Distribution	Distribution % (Direct/Indirect)	Total Delivered Lumens	Tested System Watts	Lumens per Watt (LPW)					
										
					BWRL	BWS	BWBW	DCRL	DCAS	DCBW
100DN	125UP	44/56	900	12	84	93	90	81	91	88
	250UP	29/71	1400	14	101	109	107	98	106	104
	375UP	21/79	1900	17	110	116	114	110	116	114
	500UP	17/83	2400	20	116	122	120	116	122	120
	625UP	14/86	2900	24	120	125	124	120	125	124
	800UP	11/89	3600	29	121	124	123	120	124	123
200DN	125UP	62/38	1300	16	90	100	96	88	98	94
	250UP	44/56	1800	17	103	112	108	101	110	106
	375UP	35/65	2300	21	110	118	114	110	118	114
	500UP	29/71	2800	24	115	122	119	115	122	119
	625UP	24/76	3300	27	119	125	122	119	125	122
	800UP	20/80	4000	33	119	124	122	119	124	122
300DN	125UP	71/29	1700	20	93	104	99	91	103	97
	250UP	55/45	2200	21	103	114	109	101	112	107
	375UP	44/56	2700	24	109	118	114	109	118	114
	500UP	38/63	3200	28	114	122	118	114	122	118
	625UP	32/68	3700	31	117	125	121	117	125	121
	800UP	27/73	4400	37	118	124	121	118	124	121
400DN	125UP	76/24	2100	24	94	108	101	93	106	100
	250UP	62/38	2600	25	102	116	110	101	114	108
	375UP	52/48	3100	29	108	119	114	108	119	114
	500UP	44/56	3600	32	112	122	118	112	122	117
	625UP	39/61	4100	35	115	125	120	115	124	120
	800UP	33/67	4800	41	116	124	120	116	124	120
500DN	125UP	80/20	2500	28	94	110	103	93	109	102
	250UP	67/33	3000	29	101	117	110	100	115	109
	375UP	57/43	3500	33	106	120	114	106	120	114
	500UP	50/50	4000	36	110	122	117	110	122	117
	625UP	44/56	4500	39	113	124	120	113	124	119
	800UP	38/62	5200	45	114	124	120	114	124	120

*Based on 3500k, 80CRI, 4' lengths. Lumen multipliers: Dust Cover Top = 1.23, 90 CRI = 0.87. Lumen output may vary +/- 5%. Actual wattage may vary +/- 5%.

MOUNTING DETAILS (see Run Chart on following page for number of hang points per run)



Ordering Guide

Linear Circuitry, Zones & Factory Options

HOW TO USE THIS GUIDE

Fill out the worksheet on the following page to specify your requirements for circuitry, zones, and factory options.

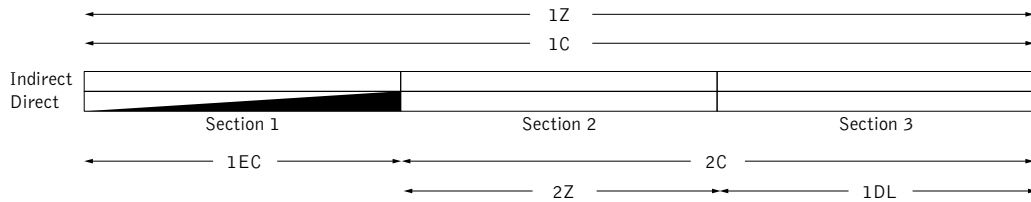
Refer to the run chart for standard run configurations, consult factory for custom configurations.

Complete the Totals / Ordering Codes at the bottom of the worksheet and add to your ordering logic on the cut sheet.

Submit the worksheet along with your order.

TOTAL RUN LENGTH: 24ft		JOB NAME: _____				FIXTURE TYPE: _____			
HOUSING SECTION	SECTION LENGTH	LIGHT DISTRIBUTION	SHARED ELECTRICAL FEED, NORMAL POWER			FACTORY OPTIONS			
			SWITCHING CIRCUIT	DIMMING ZONE	DAYLIGHT ZONE	DAYLIGHT CIRCUIT	EMERGENCY CIRCUIT	ECD	EM
1	8	Indirect	1C	1Z					
		Direct					1EC		
2	8	Indirect	1C	1Z					
		Direct	2C	2Z					
3	8	Indirect	1C	1Z					
		Direct	2C		1DL				
Totals / Ordering Codes			2C	2Z	1DL		1EC		

ORDERING: FSM4BS-FL-625UP-125DN-35K- **2C2Z1DL** -UNV-LD1-C24- **1EC** -WH-24ft



KEY

C = Switching Circuit
Switched Hot / Shared Neutral

Z = Dimming Zone
Dimming Control Wires

DL = Daylight Zone
Daylight Dimming Control Wires

DC = Daylight Circuit
Switched Hot / Separate Neutral

EC = Emergency Circuit
Switched Hot / Separate Neutral

ECD = Emergency Control Device
Unswitched Hot / Separate Neutral

EM = Emergency Battery
Unswitched Hot / Shared Neutral

DEFAULTS

- Zones and Factory Options illuminate entire sections from 4' to 8' in length.
- EC, EM, and ECD only available for direct distribution.
- One shared or isolated circuit and zone required per housing section.
- Additional electrical feed required for applications greater than three shared circuits and zones.
- Limit of one EM or ECD per housing section.
- Each EC, DC and ECD require an additional electrical feed.
- ECD not available in the same housing section as EC.
- Longer lead times and additional pricing may apply for custom run configurations.

CUSTOM LENGTHS

- If partial illumination of emergency or daylight section is required, indicate in ordering guide and add "partial illumination" in Order Notes. Drawing required.
- Engineering validation required, longer lead times may apply.

Ordering Guide Worksheet

Linear Circuitry, Zones & Factory Options

TOTAL RUN LENGTH: _____		JOB NAME: _____				FIXTURE TYPE: _____			
HOUSING SECTION	SECTION LENGTH	LIGHT DISTRIBUTION	SHARED ELECTRICAL FEED, NORMAL POWER			FACTORY OPTIONS			
			SWITCHING CIRCUIT	DIMMING ZONE	DAYLIGHT ZONE	DAYLIGHT CIRCUIT	EMERGENCY CIRCUIT	ECD	EM
1		Indirect							
		Direct							
2		Indirect							
		Direct							
3		Indirect							
		Direct							
4		Indirect							
		Direct							
5		Indirect							
		Direct							
6		Indirect							
		Direct							
7		Indirect							
		Direct							
8		Indirect							
		Direct							
9		Indirect							
		Direct							
10		Indirect							
		Direct							
11		Indirect							
		Direct							
12		Indirect							
		Direct							
Totals / Ordering Codes									

WORKSHEET

Combine to create Circuits & Zones ordering code

Enter as individual Factory Options

RUN CHART

Run length (ft)	Housing Configuration Section Lengths	# of hang points per run
9	5 + 4	3
10	6 + 4	3
11	7 + 4	3
12	8 + 4	3
13	8 + 5	3
14	8 + 6	3
15	8 + 7	3
16	8 + 8	3
17	8 + 5 + 4	4
18	8 + 6 + 4	4
19	8 + 7 + 4	4
20	8 + 7 + 5	4
21	8 + 7 + 6	4
22	8 + 7 + 7	4
23	8 + 7 + 8	4
24	8 + 7 + 5 + 4	5
25	8 + 7 + 6 + 4	5
26	8 + 7 + 7 + 4	5
27	8 + 7 + 7 + 5	5
28	8 + 7 + 7 + 6	5

Run length (ft)	Housing Configuration Section Lengths	# of hang points per run
29	8 + 7 + 7 + 7	5
30	8 + 7 + 7 + 8	5
31	8 + 7 + 7 + 5 + 4	6
32	8 + 7 + 7 + 6 + 4	6
33	8 + 7 + 7 + 7 + 4	6
34	8 + 7 + 7 + 7 + 5	6
35	8 + 7 + 7 + 7 + 6	6
36	8 + 7 + 7 + 7 + 7	6
37	8 + 7 + 7 + 7 + 8	6
38	8 + 7 + 7 + 7 + 5 + 4	7
39	8 + 7 + 7 + 7 + 6 + 4	7
40	8 + 7 + 7 + 7 + 7 + 4	7
41	8 + 7 + 7 + 7 + 7 + 5	7
42	8 + 7 + 7 + 7 + 7 + 6	7
43	8 + 7 + 7 + 7 + 7 + 7	7
44	8 + 7 + 7 + 7 + 7 + 8	7
45	8 + 7 + 7 + 7 + 7 + 5 + 4	8
46	8 + 7 + 7 + 7 + 7 + 6 + 4	8
47	8 + 7 + 7 + 7 + 7 + 7 + 4	8
48	8 + 7 + 7 + 7 + 7 + 7 + 5	8

Standard run configurations, consult factory for custom configurations and longer run lengths.