

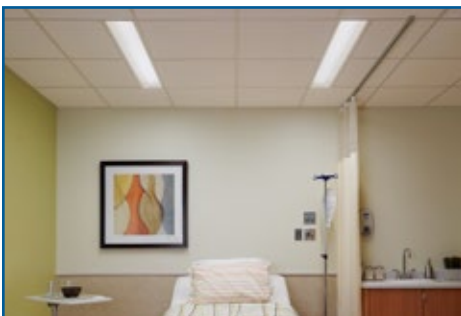
# APOLLO 8 LED

## Multi-Function Healthcare Luminaire

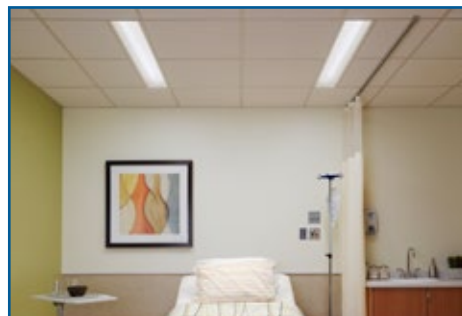


### Supporting Healthcare Professionals While Enhancing the Patient Experience

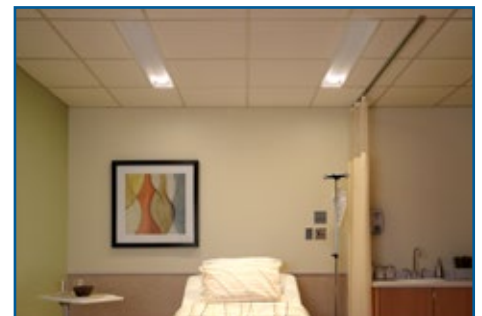
A multi-functional LED luminaire that supports the demands of healthcare environments by improving patient comfort and well-being while accommodating the needs of healthcare professionals. Apollo 8 LED is designed to support diverse areas of healthcare facilities, from corridors to examination rooms. The powerful luminaire is offered in three configurations: Ambient only, Ambient with Exam, and Ambient with Exam and Reading Light. Its glare-free illumination meets the required light levels of the Illuminating Engineering Society (IES) Lighting for Hospitals and Healthcare Facilities (ANSI/IES RP-29-16) standards.



AMBIENT



EXAM



READING LIGHT

# APOLLO 8 LED



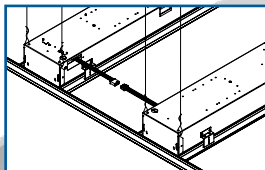
Apollo 8 LED combines architectural aesthetic with superior performance. It supports the common considerations for healthcare design: comfort, function, safety, sustainability, and health and wellness, enhancing the patient experience while meeting clinical requirements in healthcare applications.

- 8" x 4' linear recessed LED luminaire
  - Three functions: exam, ambient and reading light
  - Ideal for patient rooms and examination areas
  - Custom Curbell dimmable low voltage controller (LVC) used for LVC options
  - LVC dimming modes offered: on/off, step, and smooth
  - Asymmetric light distribution in exam function
  - Six standard lumen output options and three reading light options
  - Available in several color temperatures with 80 and 90 CRI offered as standard
  - Average LPW > 100 for both 80 and 90 CRI
- RL** Right Light, independently select Ambient and Exam light levels for factory custom programming of wattages and lumen outputs within the range in order to meet total footcandle (fc) requirements
- Designed to deliver 75fc/100fc for examination. Meets IES ANSI/RP-29-16 requirements for general, exam and reading illumination levels in patient and examination rooms.





Master/Satellite configuration for easy serviceability



Antimicrobial powder coat finish

Integrated reading light (FMA8LR)

Below ceiling LED board and driver access for easy maintenance



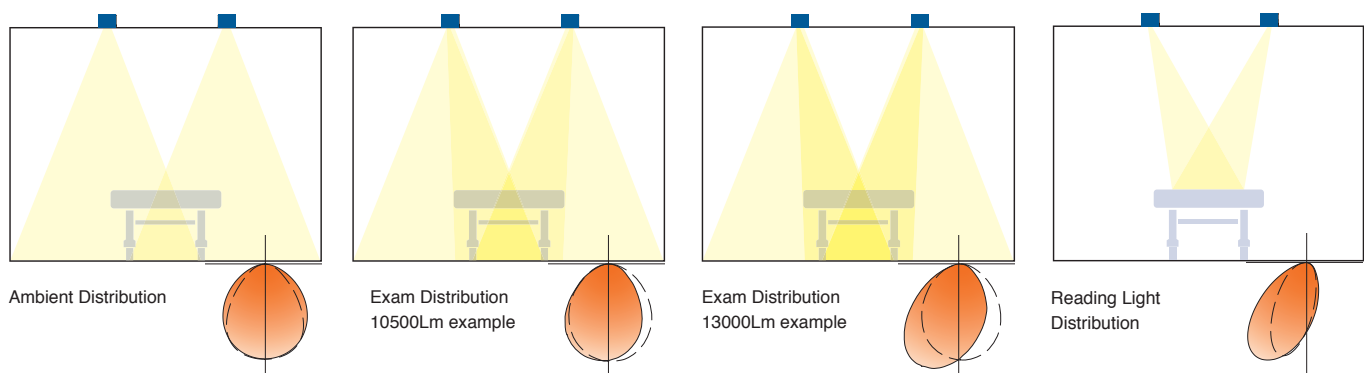
Secure smooth acrylic lens with silicone gasket for easy wipe down and protection from contamination

# APOLLO 8 LED

## Ambient + Exam + Reading Light (FMA8LR)

Designed to support patient comfort and physician tasks with three functions of illumination. The linear tandem luminaires free up valuable ceiling space to accommodate other critical healthcare equipment.

- Ambient and Reading functions are dimmable with a low voltage controller (LVC), the Exam function is on/off only
- Reading Light color temperature may be specified independently from Ambient and Exam
- Total delivered lumen output range 10300Lm - 13000Lm in exam function
- Available as tandem luminaires only

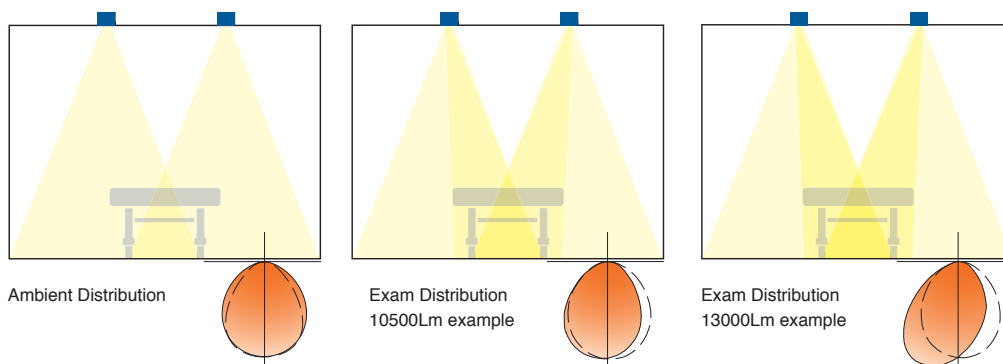


# APOLLO 8 LED

## Ambient + Exam (FMA8LE)

Designed to address clinical needs for simple procedures or complex operations by delivering general ambient and direct illumination onto patient beds. Its asymmetric beam distribution provides healthcare professionals shadow-free illumination during examinations while minimizing disruption to others in the room.

- Total delivered lumen output range 10300Lm - 13000Lm in exam function
- Available as tandem luminaires only




# APOLLO 8 LED

## Ambient Only (FMA8L)

A companion luminaire, enhancing illumination in simple healthcare applications to promote a warm and welcoming atmosphere. It creates a soft and calming experience for patients, visitors, and staff with glare-free general illumination.

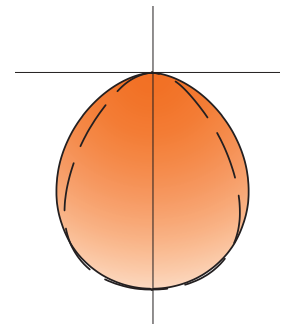
- Ideal for areas of respite
- Lumen output range 2000Lm - 4500Lm
- Offered as individual units only



AMBIENT

Delivered Lumens	80 CRI		90 CRI	
	Tested System Watts	LPW	Tested System Watts	LPW
2000	16	126	19	108
2500	20	123	24	106
3000	25	121	29	104
3500	29	120	34	103
4000	34	119	39	103
4500	38	118	44	102

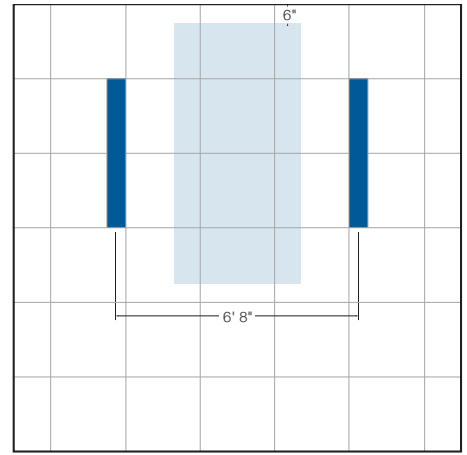
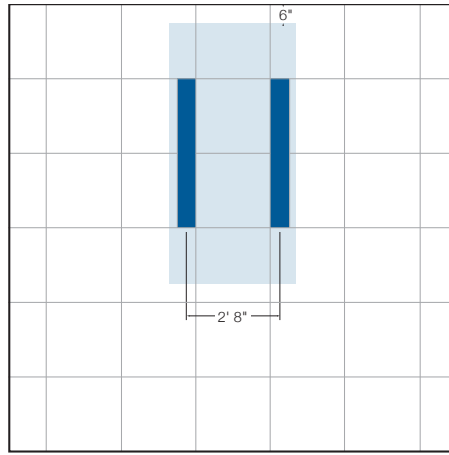
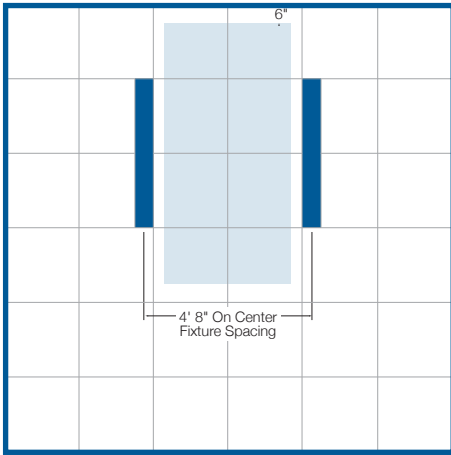
Based on 3500k. Lumen output may vary +/- 5%. Actual wattage may vary +/- 5%



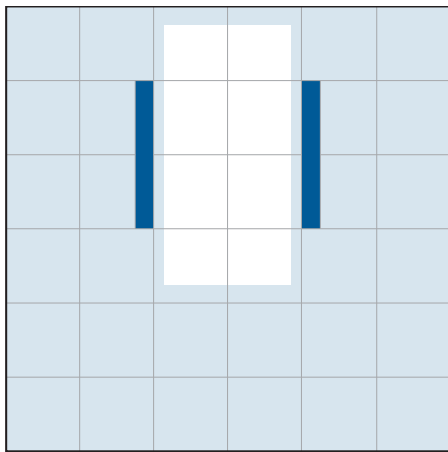
# APOLLO 8 LED

## IDEAL PATIENT ROOM (Indicated by blue and white boxes in illuminance charts)

12' x 12' Room | 9' Ceiling | 3' 5" x 7' Bed Spaced 6" from wall | 4' 8" On Center Fixture Spacing

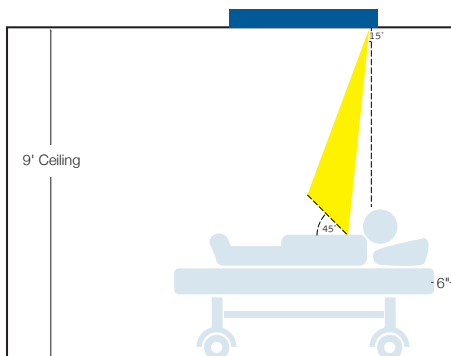


## PATIENT ROOM AMBIENT ILLUMINANCE (AVERAGE FOOTCANDLES 80 & 90 CRI)



Ceiling Height	Total Pair Ambient Lumen Output	On Center Fixture Spacing		
		2' 8"	4' 8"	6' 8"
10'	2800	13	12	12
	4300	19	18	17
	5700	26	24	23
9'	2800	14	14	13
	4300	22	21	20
	5700	29	28	26
8'	2800	16	15	15
	4300	24	23	22
	5700	32	31	29

## 45° ANGLED READING PLANE ILLUMINANCE (AVERAGE FOOTCANDLES 80 & 90 CRI)



Ceiling Height	Reading Light Pair Lumen Output	On Center Fixture Spacing		
		2' 8"	4' 8"	6' 8"
10'	1700	24	20	16
	2100	30	25	20
	2500*	35	30	24
9'	1700	32	25	19
	2100	40	31	23
	2500*	47	37	27
8'	1700	43	31	20
	2100	53	39	25
	2500*	63	46	29

\*2500 Lumens 80 CRI only.

## AMBIENT + EXAM (FMA8LE) PATIENT BED ILLUMINANCE (AVERAGE FOOTCANDLES 80 & 90 CRI)

Ceiling Height	Total Patient Bed Pair Lumen Output		On Center Fixture Spacing					
			2' 8"		4' 8"		6' 8"	
	Ambient	Ambient + Exam	Ambient Function	Exam Function	Ambient Function	Exam Function	Ambient Function	Exam Function
10'	2800	10300	19	69	17	63	15	58
	4300	10400	28	69	25	63	22	57
	5700	10500	38	70	34	63	30	57
	2800	11000	19	78	17	74	15	69
	4300	12000	28	89	25	84	22	78
	5700	13000	38	90	34	84	30	78
9'	2800	10300	23	84	20	75	17	66
	4300	10400	35	85	30	75	25	65
	5700	10500	46	85	40	75	34	65
	2800	11000	23	96	20	88	17	80
	4300	12000	35	110	30	100	25	90
	5700	13000	46	111	40	100	34	89
8'	2800	10300	28	104	24	90	19	75
	4300	10400	43	105	35	89	28	74
	5700	10500	57	105	47	89	37	73
	2800	11000	28	120	24	106	19	91
	4300	12000	43	137	35	120	28	103
	5700	13000	57	138	47	120	37	101

## AMBIENT + EXAM + READING LIGHT (FMA8LR) PATIENT BED ILLUMINANCE (AVERAGE FOOTCANDLES 80 & 90 CRI)

Ceiling Height	Total Patient Bed Pair Lumen Output		On Center Fixture Spacing					
			2' 8"		4' 8"		6' 8"	
	Ambient	Ambient + Exam	Ambient Function	Exam Function	Ambient Function	Exam Function	Ambient Function	Exam Function
10'	2800	10300	19	69	17	63	15	58
	4300	10400	28	69	25	63	22	57
	5700	10500	38	70	34	63	30	57
	2800	11000	19	79	17	75	15	71
	4300	12000	28	88	25	83	22	79
	5700	13000	38	89	34	84	30	78
9'	2800	10300	23	84	20	75	17	66
	4300	10400	35	84	30	75	25	66
	5700	10500	46	85	40	75	34	65
	2800	11000	23	97	20	90	17	83
	4300	12000	35	109	30	100	25	91
	5700	13000	46	110	40	100	34	90
8'	2800	10300	28	104	24	90	19	75
	4300	10400	43	105	35	89	28	74
	5700	10500	57	105	47	89	37	74
	2800	11000	28	122	24	109	19	96
	4300	12000	43	136	35	121	28	105
	5700	13000	57	137	47	120	37	104

# APOLLO 8 LED

## Low Voltage Controller Options

The use of low voltage controls allows for patients to control light levels through a pillow speaker while also providing flexibility for healthcare professionals to control the luminaire from a wall switch. Apollo 8 LED is available with step or smooth dimming capabilities.

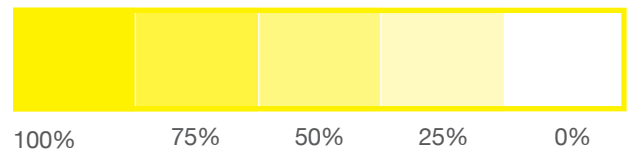
### SMOOTH DIMMING

Smooth dimming allows for a controlled progression of light output starting at 100% and dimming down to 1% with a simple push and continuous hold of a button.



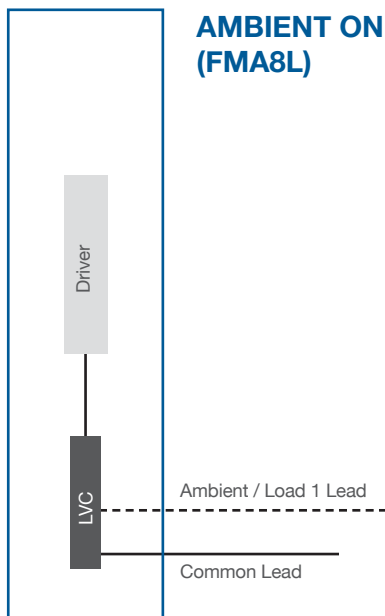
### STEP DIMMING

Step dimming allows for a controlled progression of light output in four steps with 25% increments: 100%, 75%, 50% and 25% with simple push button functionality.

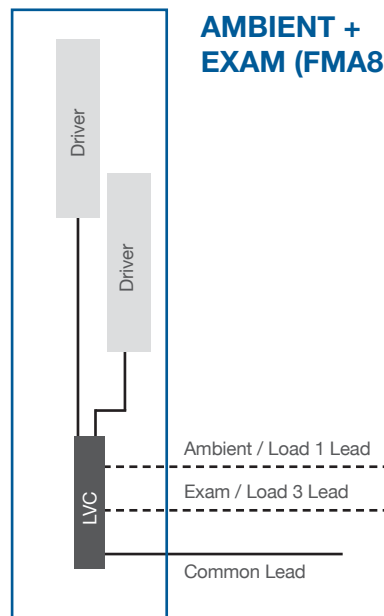


A custom Curbell low voltage controller is designed to operate up to three separate loads. The LVC accepts a single universal voltage input of 120-277V and is pre-installed in the luminaire. Refer to luminaire cut sheets for specification information.

### AMBIENT ONLY (FMA8L)



### AMBIENT + EXAM (FMA8LE)



### AMBIENT + EXAM + READING LIGHT (FMA8LR)

