

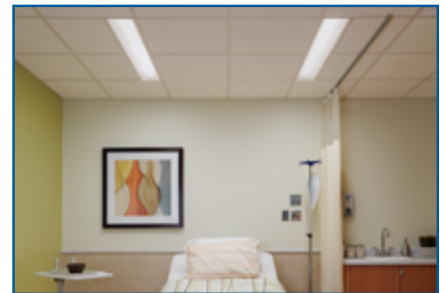


APOLLO 8 LED

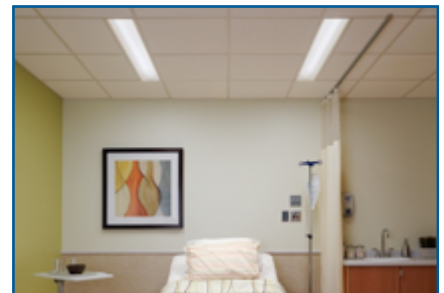
Ambient + Exam + Reading Light (FMA8LR)

Designed to support patient comfort and physician tasks with three functions of illumination. The linear tandem luminaires free up valuable ceiling space to accommodate other critical healthcare equipment.

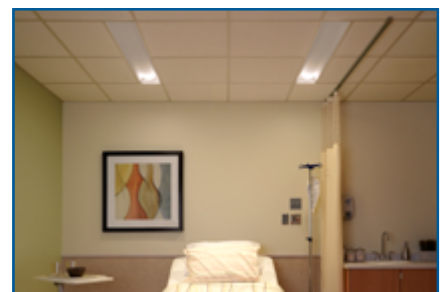
- Three functions: exam, ambient and reading light
- Ideal for patient rooms and examination areas
- Custom Curbell dimmable low voltage controller (LVC) used for LVC options
- LVC dimming modes offered: on/off, step, and smooth
- Using a low voltage controller Ambient and Reader function may be dimmed, Exam function is on/off only
- Reading Light color temperature may be specified separately
- Asymmetric distribution in exam function
- Total delivered lumen output range 10300Lm - 13000Lm in exam function
- Available in several color temperatures with 80 and 90 CRI offered as standard
- Average LPW > 100 for both 80 and 90 CRI
- Available as tandem luminaires only
- Meets the IES RP-29-16 requirements for general, exam and reading illumination levels in patient and examination rooms



AMBIENT



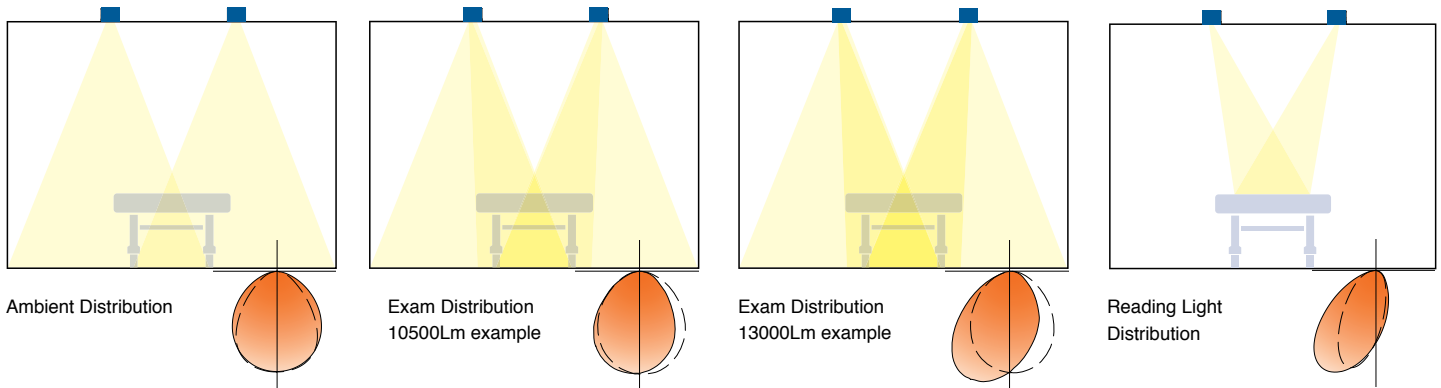
EXAM



READING LIGHT

APOLLO 8 LED

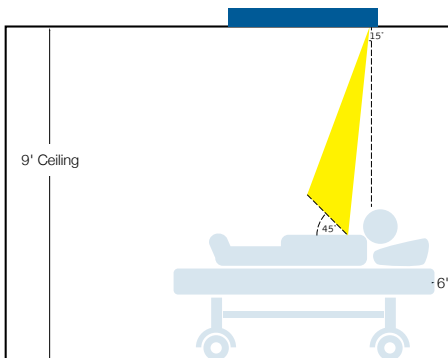
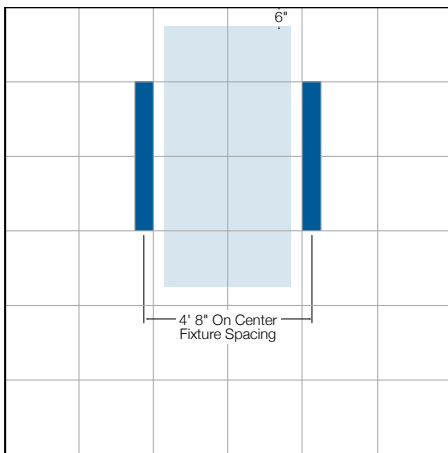
Ambient + Exam + Reading Light (FMA8LR)



Photometric curves depict a single luminaire.

IDEAL PATIENT ROOM

12' x 12' Room | 9' Ceiling
 3' 5" x 7' Bed Spaced 6" from wall
 4' 8" On Center Fixture Spacing



PATIENT BED ILLUMINANCE (80 & 90 CRI)

Ceiling Height	Total Patient Bed Pair Lumen Output	Average Footcandles on Patient Bed	
		Ambient Function	Exam Function
9'	10300	20	75
	10400	30	75
	10500	40	75
	11000	20	90
	12000	30	100
	13000	40	100

PATIENT ROOM AMBIENT ILLUMINANCE (80 & 90 CRI)

Ceiling Height	Total Patient Bed Pair Ambient Lumen Output	Average Footcandles in Patient Room
9'	2800	14
	4300	21
	5700	28

45° ANGLED READING PLANE ILLUMINANCE

Ceiling Height	Reading Light Pair Lumen Output	Average Footcandles on 45° Reading Plane
9'	1700	25
	2100	31
	2500	37