



round patterned
diffuser

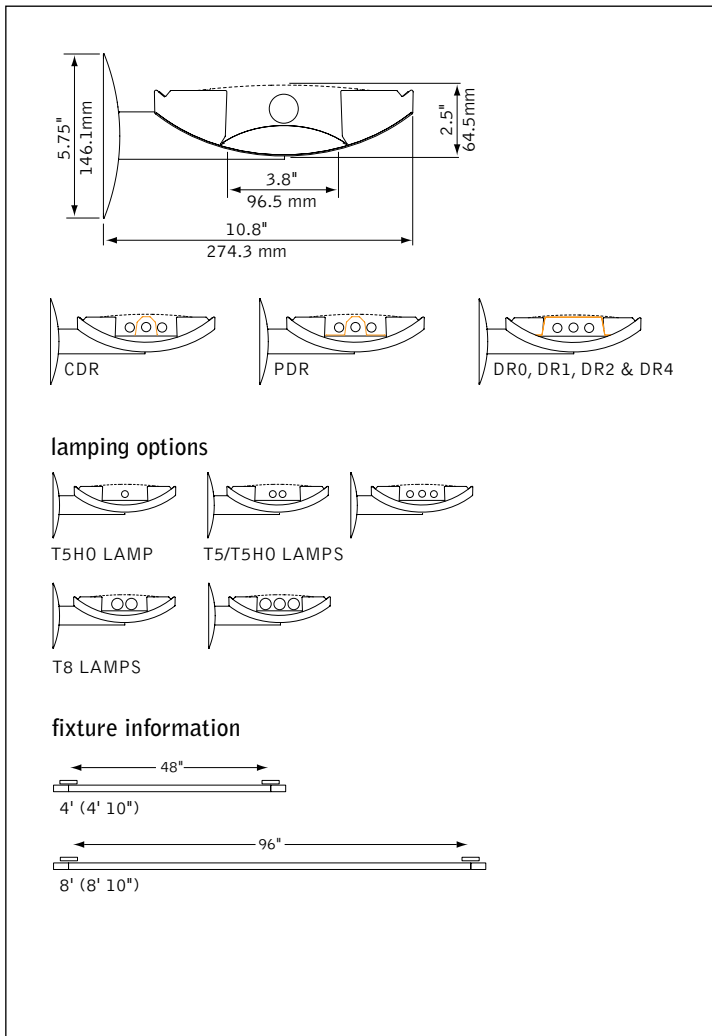


square patterned
diffuser



frosted acrylic
diffuser

DIMENSIONAL DATA



FEATURES

Wall Mount direct/indirect fluorescent with frosted acrylic, round patterned or square patterned diffuser.


Standard distribution is 60% indirect/40% direct. Variable optics available.

One-piece steel housing with 5" die-cast end caps

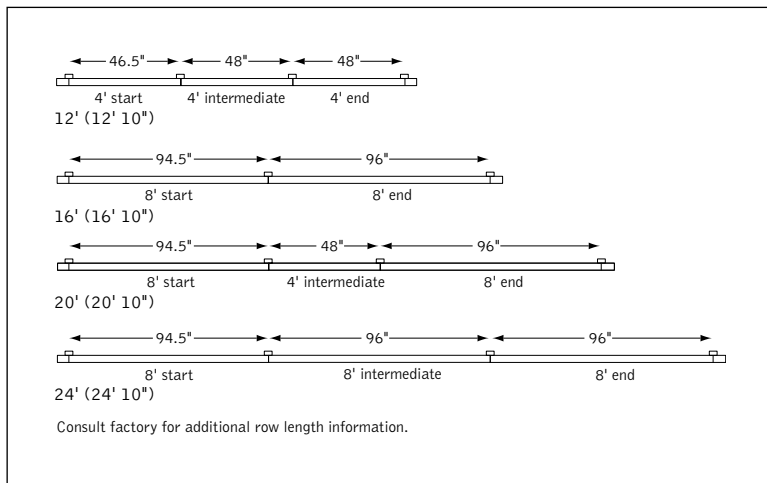
3-lamp configurations offer optional CDR lamp separation with direct/indirect distribution from two outer lamps and direct only from center lamp. Specify PDR for total lamp chamber separation.

Practical and budget-friendly, Verve™ IV is an excellent choice for commercial and educational applications.

PERFORMANCE



MOUNTING INFORMATION



SPECIFICATIONS

Construction

One-piece 20 Ga. steel housing. Die-cast 5" end cap standard. Optional short 1" end cap also available. For row installation, internal brackets form hairline joint. Standard lengths are available in 4' and 8'. All luminaires are provided with mounting brackets. 4' unit weight: 20 lbs., 8' unit weight: 30 lbs.

Optic

Frosted Acrylic Diffuser is 0.20" thick. Patterned Acrylic Diffusers are 0.20" thick combined with additional 0.20" acrylic lens. Clear acrylic internal debris shield supplied standard. Optional Downlight Reflector optics fabricated of die-formed aluminum. PDR reflector isolates lamp chambers for fully indirect distribution from two outer lamps and fully direct from center. CDR separates lamps for direct/indirect distribution from two outer lamps and direct distribution from center.

Electrical

Luminaires are pre-wired with factory installed branch circuit wiring and over-molded quick connects. Factory installed SJT power cord at feed location is included. Electronic ballasts are thermally protected and have a Class "P" rating. Optional dimming ballasts available.

Labels

UL and cUL listed.

Finish

Polyester powder coat applied over a 5-stage pretreatment. Mounting arm and brackets finished to match housing.

ORDERING

Fixture Series	FV4W	<hr/>
Verve IV	FV4W	<hr/>
Shielding		<hr/>
Frosted Acrylic Diffuser	AC	<hr/>
Round Patterned Diffuser	RA	<hr/>
Square Patterned Diffuser	SA	<hr/>
Optional Downlight Accessories*		<hr/>
CDR - separated lamps <small>(3-lamp & dual circuit options only)</small>	CDR	<hr/>
PDR - isolated lamps <small>(3-lamp & dual circuit options only)</small>	PDR	<hr/>
100% downlight	DR0	<hr/>
up to 75% downlight	DR1	<hr/>
up to 60% downlight	DR2	<hr/>
up to 50% downlight	DR4	<hr/>
Lamping		<hr/>
2 Lamp T5	2T5	<hr/>
3 Lamp T5	3T5	<hr/>
1 Lamp T5HO	1T5HO	<hr/>
2 Lamp T5HO	2T5HO	<hr/>
3 Lamp T5HO	3T5HO	<hr/>
2 Lamp T8	2T8	<hr/>
3 Lamp T8	3T8	<hr/>
Circuit		<hr/>
Single Circuit	1C	<hr/>
Dual Circuit	2C	<hr/>
<small>(Multiple lamp luminaires only)</small>		
Voltage		<hr/>
120 Volt	120	<hr/>
277 Volt	277	<hr/>
347 Volt	347	<hr/>
<small>(Consult factory for dimming options)</small>		
Ballast		<hr/>
Electronic Program Start <10% THD	S	<hr/>
0-10V	D7	<hr/>
Lutron 1% 3-wire	DH	<hr/>
Lutron 1% H-Series	DK	<hr/>
Mounting		<hr/>
Wall Mount	WM	<hr/>
Factory Options		<hr/>
Dust Cover	DC	<hr/>
<small>(Consult factory for compatibility)</small>		
Emergency Circuit*	EC	<hr/>
Emergency Battery Pack*	EM	<hr/>
HLR/GLR Fuse	FU	<hr/>
Short 1" end cap	SE	<hr/>
Include 3000K Lamp*	L830	<hr/>
Include 3500K Lamp*	L835	<hr/>
Include 4100K Lamp*	L841	<hr/>
<small>(Sensor options available - consult factory)</small>		
Finish		<hr/>
Matte White Housing	WH	<hr/>
Titanium Silver	TS	<hr/>
Luminaire Length		<hr/>
4'	4'	<hr/>
8'	8'	<hr/>
12' (4'+4'+4')	12'	<hr/>
16' (8'+8')	16'	<hr/>
20' (12'+8')	20'	<hr/>
24' (12'+12')	24'	<hr/>
<small>(Consult factory for corners)</small>		

Verve™ IV

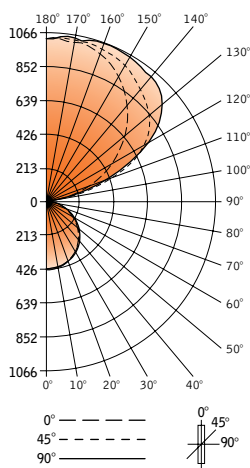
FLUORESCENT - FROSTED ACRYLIC LENS

FV4S-AC-2T5-1C-120-S-WH-4

Filename: FV4SAC2T5.IES
Test #: 26371

Lumens: 5017lm
Efficiency: 96.5%

CANDLEPOWER DISTRIBUTION



Vertical Angle	Horizontal Angle				Zonal Lumens
	0°	22.5°	45°	67.5°	
0°	433	433	433	433	433
5°	435	432	431	432	429
15°	420	417	417	420	419
25°	390	389	390	393	393
35°	347	346	348	352	352
45°	292	292	295	299	299
55°	228	228	232	236	236
65°	159	159	164	167	168
75°	88	90	94	96	97
85°	24	25	33	38	40
90°	0	6	13	18	20
95°	35	64	50	49	67
105°	212	328	305	374	361
115°	398	513	615	599	588
125°	567	655	797	860	873
135°	728	786	892	982	101
145°	859	890	964	1021	1044
155°	962	974	1018	1051	1066
165°	1023	1030	1043	1055	1061
175°	1036	1032	1044	1050	1050
180°	1035	1035	1035	1035	1035

LUMEN SUMMARY

Zone	Lumens	% Lamp	% Fixture
0-30°	339	6.5	6.8
0-90°	1288	24.8	25.7
90-180°	3728	71.7	74.32
Total Luminaire	5017	96.5	100.0

LUMINANCE DATA (CD/M²)

Vertical Angle	0°	45°	90°
45°	4044	4098	4155
55°	3890	3973	4047
65°	3669	3818	3894
75°	3322	3558	3692
85°	2638	3658	4485

CO-EFFICIENTS OF UTILIZATION

Floor Ceiling Wall	80				70				20				50				30				10				00			
	70	50	30	10	70	50	10	50	10	50	10	50	10	50	10	50	10	50	10	50	10	50	10					
RCR 0	98	98	98	98	87	87	87	67	67	49	49	33	33	25	25	25	25	25	25	25	25	25	25					
1	89	85	81	78	79	76	70	59	55	43	41	29	27	21	18	15	11	8	7	6	5	4	3					
2	81	74	69	64	72	66	57	52	45	38	34	25	23	18	14	10	7	5	4	3	2	1	1					
3	74	65	59	53	66	59	49	46	38	34	29	23	20	15	11	8	6	5	4	3	2	1	1					
4	68	58	50	45	60	52	41	40	33	30	5	20	17	13	10	7	5	4	3	2	1	1	1					
5	62	50	43	38	55	46	34	36	28	26	21	18	15	11	8	6	5	4	3	2	1	1	1					
6	57	45	38	33	50	41	30	32	24	24	18	16	13	9	7	5	4	3	2	1	1	1	1					
7	52	41	33	28	46	35	25	29	21	21	16	14	11	8	6	5	4	3	2	1	1	1	1					
8	48	37	29	24	43	33	22	26	18	19	14	13	9	7	5	4	3	2	1	1	1	1	1					
9	44	33	26	21	39	30	19	23	16	17	12	12	8	6	5	4	3	2	1	1	1	1	1					
10	41	30	23	19	37	27	17	21	14	16	10	11	7	5	4	3	2	1	1	1	1	1	1					

Numbers indicate percentage values of reflectivity.

Go to www.focalpointlights.com for additional photometric data.

Verve™ IV

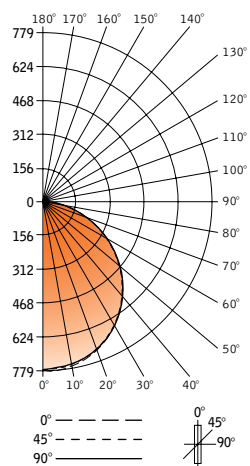
FLUORESCENT - FROSTED ACRYLIC LENS

FV4S-AC-DRO-2T5-1C-120-S-WH-4

Filename: FV4SACDRO2T5.IES
Test #: 26372

Lumens: 2295lm
Efficiency: 44.1%

CANDLEPOWER DISTRIBUTION



Vertical Angle	Horizontal Angle				Zonal Lumens
	0°	22.5°	45°	67.5°	
0°	775	775	775	775	775
5°	779	772	770	771	767
15°	751	747	745	748	746
25°	697	695	693	696	695
35°	619	616	615	6158	617
45°	520	518	516	520	518
55°	404	401	402	405	403
65°	279	277	279	282	281
75°	151	151	156	159	161
85°	37	40	53	63	66
90°	0	9	22	32	35
95°	2	1	6	12	14
105°	5	4	3	3	2
115°	7	6	6	5	4
125°	8	7	7	6	5
135°	8	10	9	8	7
145°	9	11	11	9	8
155°	10	13	13	12	10
165°	10	14	13	13	12
175°	10	12	13	13	1
180°	10	10	10	10	10

LUMEN SUMMARY

Zone	Lumens	% Lamp	% Fixture
0-30°	604	11.6	26.3
0-90°	2248	43.2	97.9
90-180°	47	0.9	2.1
Total Luminaire	2295	44.1	100.0

LUMINANCE DATA (CD/M²)

Vertical Angle	0°	45°	90°
45°	7187	7171	7200
55°	6882	6880	6907
65°	6450	6470	6528
75°	5726	5887	6091
85°	4153	4998	7483

CO-EFFICIENTS OF UTILIZATION

Floor Ceiling Wall	80				70				20				50				30				10				00			
	70	50	30	10	70	50	10	50	10	50	10	50	10	50	10	50	10	50	10	50	10	50	10					
RCR 0	52	52	52	52	51	51	51	49	49	46	46	44	44	43	43	43	43	43	43	43	43	43	43					
1	48	46	44	42	47	45	42	43	40	41	39	39	37	37	37	37	37	37	37	37	37	37	37					
2	44	40	37	35	43	39	34	38	34	36	33	35	32	31	31	31	31	31	31	31	31	31	31					
3	40	36	32	29	39	35	29	33	28	32	28	31	27	26	26	26	26	26	26	26	26	26	26					
4	37	32	28	25	36	31	25	30	24	29	24	28	24	23	23	23	23	23	23	23	23	23	23					
5	34	28	24	21	33	27	21	26	21	25	20	25	20	19	19	19	19	19	19	19	19	19	19					
6	31	25	21	18	30	25	18	24	18	23	18	22	17	17	17	17	17	17	17	17	17	17	17					
7	28	22	19	16	28	22	16	21	16	21	15	20	15	14	14	14	14	14	14	14	14	14	14					
8	26	20	16	14	26	20	14	19	14	19	13	18	13	12	12	12	12	12	12	12	12	12	12					
9	24	18	14	12	26	18	12	17	12	17	12	16	11	11	11	11	11	11	11	11	11	11	11					
10	22	17	13	11	22	16	10	16	10	15	10	15	10	9	9	9	9	9	9	9	9	9	9					

Numbers indicate percentage values of reflectivity.

Go to www.focalpointlights.com for additional photometric data.

Verve™ IV

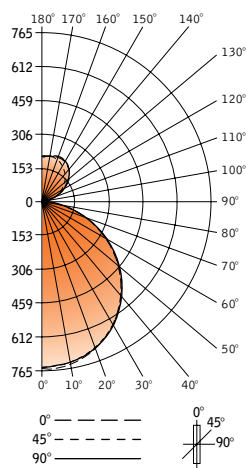
FLUORESCENT - FROSTED ACRYLIC LENS

FV4S-AC-DR1-2T5-1C-120-S-WH-4

Filename: FV4SACDR12T5.IES
Test #: 26373

Lumens: 2920lm
Efficiency: 56.2%

CANDLEPOWER DISTRIBUTION



Vertical Angle	Horizontal Angle					Zonal Lumens
	0°	22.5°	45°	67.5°	90°	
0°	762	762	762	762	762	
5°	765	759	757	759	755	73
15°	738	734	733	737	735	207
25°	685	683	682	686	686	315
35°	608	607	606	610	609	379
45°	511	509	510	513	513	393
55°	398	395	397	400	401	355
65°	274	273	276	279	279	273
75°	149	150	154	158	160	163
85°	37	41	53	63	66	59
90°	0	9	21	31	34	
95°	8	7	11	20	26	18
105°	44	48	42	38	43	46
115°	82	94	90	88	86	88
125°	117	134	137	133	130	118
135°	150	168	176	176	173	131
145°	177	188	201	205	204	122
155°	198	203	216	221	220	98
165°	210	211	217	220	220	61
175°	211	209	212	212	212	21
180°	210	210	210	210	210	

LUMEN SUMMARY

Zone	Lumens	% Lamp	% Fixture
0-30°	595	11.4	20.4
0-90°	2218	42.7	76.0
90-180°	702	16.5	24.0
Total Luminaire 0-180°	2920	56.2	100.0

LUMINANCE DATA (CD/M²)

Vertical Angle	0°	45°	90°
45°	7065	7078	7123
55°	6783	6797	6861
65°	6349	6415	6493
75°	5627	5837	6073
85°	4126	5966	7445

CO-EFFICIENTS OF UTILIZATION

Floor Ceiling Wall	80				70				20				50				30				10				00			
	70	50	30	10	70	50	10	50	10	50	10	50	10	50	10	50	10	50	10	50	10	50	10	50	10	50	10	
RCR 0	64	64	64	64	61	61	61	55	55	50	50	50	50	45	45	45	45	45	45	45	45	45	45	45	45	45	43	
1	58	56	53	51	55	53	49	48	45	44	42	40	38	36	34	32	30	28	26	24	22	20	18	16	14	12		
2	53	49	45	42	51	47	41	42	38	39	35	35	32	30	28	26	24	22	20	18	16	14	12	10	8	6		
3	49	43	39	35	46	41	34	38	32	34	30	31	28	26	24	22	20	18	16	14	12	10	8	6	4	2		
4	45	38	34	30	42	37	29	34	27	31	26	28	24	22	20	18	16	14	12	10	8	6	4	2	1	0		
5	41	34	29	24	38	32	25	30	23	27	22	25	20	18	16	14	12	10	8	6	4	2	1	0	0	0		
6	37	30	25	22	35	29	21	27	20	24	19	22	18	16	14	12	10	8	6	4	2	1	0	0	0	0		
7	34	27	22	19	33	26	17	24	18	22	16	20	15	14	12	10	8	6	4	2	1	0	0	0	0	0		
8	32	24	20	19	30	23	16	21	15	20	14	18	13	12	10	8	6	4	2	1	0	0	0	0	0	0		
9	29	2	17	14	28	21	14	19	13	18	12	16	12	10	8	6	4	2	1	0	0	0	0	0	0	0		
10	27	20	15	13	26	19	12	18	12	16	11	15	10	8	6	4	2	1	0	0	0	0	0	0	0	0		

Numbers indicate percentage values of reflectivity.

Go to www.focalpointlights.com for additional photometric data.

Verve™ IV

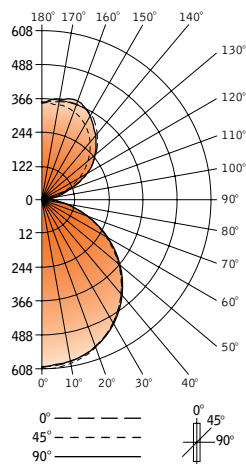
FLUORESCENT - FROSTED ACRYLIC LENS

FV4S-AC-DR2-2T5-1C-120-S-WH-4

Filename: FV4SACDR22T5.IES
Test #: 26374

Lumens: 2931lm
Efficiency: 56.4%

CANDLEPOWER DISTRIBUTION



Vertical Angle	Horizontal Angle					Zonal Lumens
	0°	22.5°	45°	67.5°	90°	
0°	605	605	605	605	605	
5°	608	603	601	602	599	58
15°	586	583	582	585	583	164
25°	544	542	542	545	544	250
35°	483	481	481	485	485	302
45°	406	405	406	409	409	313
55°	316	315	318	320	320	283
65°	219	218	222	224	224	219
75°	120	120	125	128	129	131
85°	30	33	42	50	53	48
90°	0	8	19	29	35	
95°	12	15	20	25	34	27
105°	67	85	74	67	79	79
115°	128	153	158	150	150	148
125°	188	220	224	224	227	195
135°	244	280	284	281	280	213
145°	291	317	334	330	327	201
155°	325	340	363	368	366	163
165°	345	353	364	371	373	102
175°	348	349	354	356	357	34
180°	347	347	347	347	347	

LUMEN SUMMARY

Zone	Lumens	% Lamp	% Fixture
0-30°	472	9.1	16.1
0-90°	1769	34.0	60.3
90-180°	1162	22.4	39.7
Total Luminaire 0-180°	2931	56.4	100.0

LUMINANCE DATA (CD/M²)

Vertical Angle	0°	45°	90°
45°	5623	5635	5681
55°	5391	5438	5481
65°	5066	5156	5209
75°	4534	4719	4889
85°	3404	4779	5919

CO-EFFICIENTS OF UTILIZATION

Floor Ceiling Wall	80				70				20				50				30				10				00			
	70	50	30	10	70	50	10	50	10	50	10	50	10	50	10	50	10	50	10	50	10	50	10	50	10	50	10	
RCR 0	62	62	62	62	58	58	58	50	50	43	43	37	37	34	34	34	34	34	34	34	34	34	34	34	34	34	34	
1	56	54	52	50	53	51	47	44	41	38	36	33	31	29	27	25	23	21	19	17	15	13	11	9	7	5		
2	51	47	44	41	48	44	39	39	34	34	30	29	26	24	22	20	18	16	14	12	10	8	6	4	2	1		
3	47	42	37	34	44	39	32	34	29	30	26	26	23	21	19	17	15	13	11	9	7	5	3	1	0	0		
4	43	37	32	29	40	35	28	30	25	27	22	23	20	18	16	14	12	10	8	6	4	2	1	0	0	0		
5	39	32	28	24	37	31	23	27	21	24	19	20	17	15	13	11	9	7	5	3	1	0	0	0	0	0		
6	36	29	24	21	34	27	20	24	18	21	16	18	14	12	10	8	6	4	2	1	0	0	0	0	0	0		
7	33	26	22	18	31	25	17	22	16	19	14	17	13	11	9	7	5	3	1	0	0	0	0	0	0	0		
8	31	23	19	16	29	22	15	20	14	17	12	15	11	9	7	5	3	1	0	0	0	0	0	0	0	0		
9	28	21	17	14	26	20	13	18	12	15	11	13	9	7	5	3	1	0	0	0	0	0	0	0	0	0		
10	26	19	15	12	25	18	12	16	11	14	9	12	8	6	4	2	1	0	0	0	0	0	0	0	0	0		

Numbers indicate percentage values of reflectivity.

Go to www.focalpointlights.com for additional photometric data.

Verve™ IV

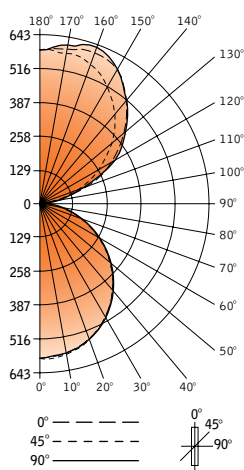
FLUORESCENT - FROSTED ACRYLIC LENS

FV4S-AC-DR4-2T5-1C-120-S-WH-4

Filename: FV4SACDR42T5.IES
 Test #: 26375

Lumens: 3710lm
 Efficiency: 71.3%

CANDLEPOWER DISTRIBUTION



Vertical Angle	Horizontal Angle					Zonal Lumens
	0°	22.5°	45°	67.5°	90°	
0°	600	600	600	600	600	600
5°	603	598	596	598	594	58
15°	581	578	577	580	579	163
25°	540	538	538	541	541	248
35°	479	478	478	482	482	299
45°	402	402	403	406	406	311
55°	313	312	316	318	318	281
65°	217	216	220	222	223	217
75°	118	119	124	126	128	130
85°	30	33	43	50	53	47
90°	0	7	16	23	26	
95°	20	23	24	33	15	36
105°	110	139	123	104	122	129
115°	213	255	266	256	258	249
125°	311	368	373	380	389	328
135°	410	467	474	479	481	359
145°	489	532	565	564	562	341
155°	555	579	620	631	632	278
165°	593	603	623	638	643	175
175°	600	599	607	612	613	59
180°	600	600	600	600	600	

LUMEN SUMMARY

Zone	Lumens	% Lamp	% Fixture
0-30°	469	9.0	12.6
0-90°	1756	33.8	47.3
90-180°	1954	37.6	52.7
Total Luminaire 0-180°	3710	71.3	100.0

LUMINANCE DATA (cd/m²)

Vertical Angle	0°	45°	90°
45°	5566	5595	5641
55°	5341	5403	5447
65°	5018	5121	5183
75°	4475	4695	4867
85°	3371	4784	5924

CO-EFFICIENTS OF UTILIZATION

Floor Ceiling Wall	80				70				20 50		30		10		00	
	70	50	30	10	70	50	10	50	10	50	10	50	10	50	10	00
RCR 0	76	76	76	76	70	70	70	58	58	48	48	38	38	34		
1	69	66	64	61	64	61	56	51	48	42	40	34	32	28		
2	63	58	54	50	58	53	46	45	40	37	33	30	27	24		
3	58	51	46	42	53	47	39	40	34	33	28	27	23	21		
4	53	45	40	35	48	42	33	35	29	29	24	24	20	18		
5	48	40	34	30	44	37	28	31	24	26	21	21	17	15		
6	44	36	30	26	41	33	24	28	21	26	18	19	15	13		
7	41	32	26	22	37	30	21	25	18	21	16	17	13	11		
8	38	29	3	19	34	27	18	23	16	19	14	15	11	10		
9	35	26	20	19	32	24	16	20	14	17	12	14	10	8		
10	32	23	18	15	30	22	14	19	12	16	10	13	9	7		

Numbers indicate percentage values of reflectivity.

Go to www.focalpointlights.com for additional photometric data.