

# Score™ 2 Suspended

FSC2S | FSC2BS | Integrated Power



FOCAL POINT®



## BEFORE YOU BEGIN

- Luminaires must be installed by a qualified electrician (check with local and national codes for proper installation).
- To prevent electrical shock, disconnect electrical supply before installation or servicing.
- Contractor is responsible for adequately reinforcing walls and/or ceilings to support fixture weight.
- Focal Point, LLC accepts no responsibility for inadequately reinforced walls and/or ceilings.
- The information contained in this drawing is the sole property of Focal Point, LLC. Any reproduction in part or whole without the written permission of Focal Point, LLC is prohibited.

## INSTRUCTION KEY



ATTENTION



SEE ADDITIONAL INSTRUCTIONS



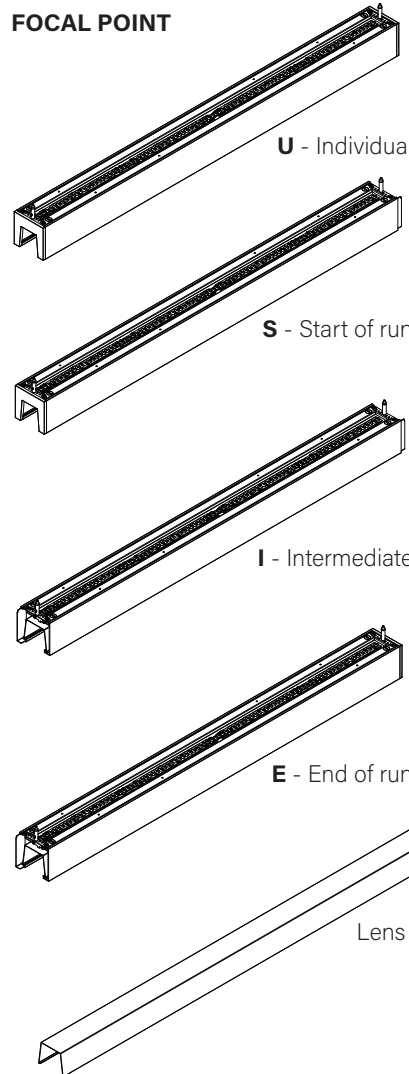
POWER OFF



POWER ON

## COMPONENT KEY

### FOCAL POINT

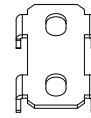


### SHIPPED INSTALLED



Light Blocker Bracket  
(A72120-01)

### SHIPPED IN PARTS BAG



Joiner Bracket  
(A72280-01)



Joiner Bracket  
Assembly Screw  
(72010)



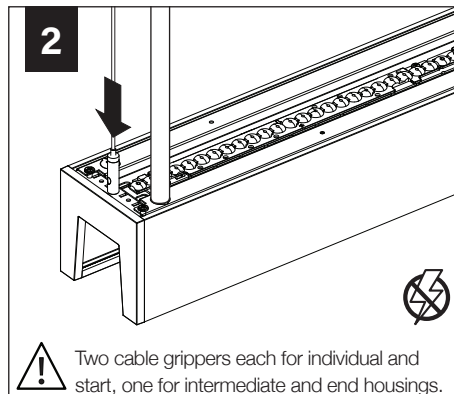
## INDIVIDUAL INSTALLATIONS FOLLOW STEPS 1-3

1



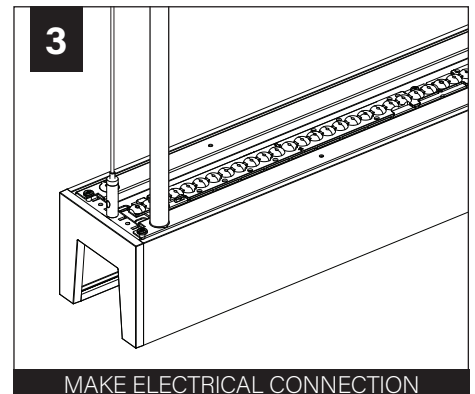
Follow Focal Point instructions for Universal Suspension System assembly.  
See IS0166

2

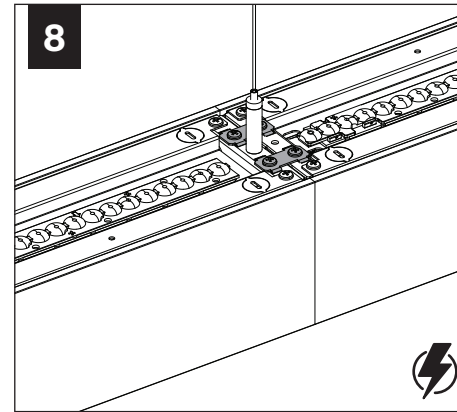
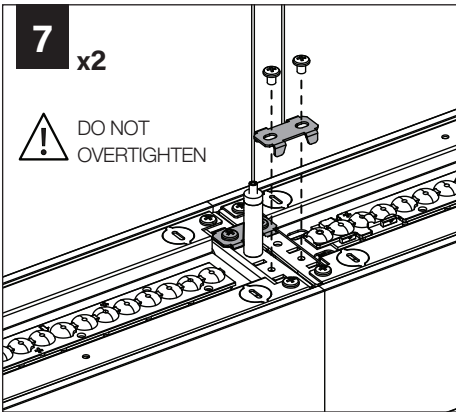
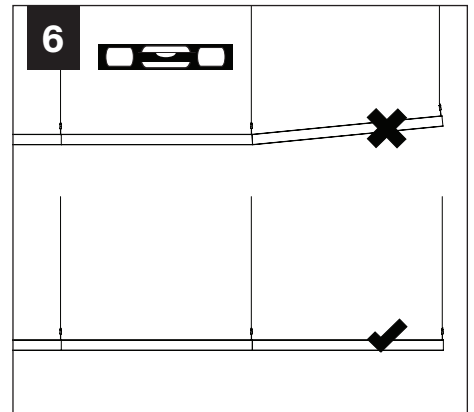
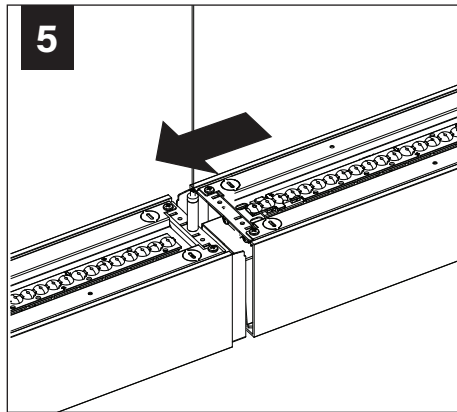
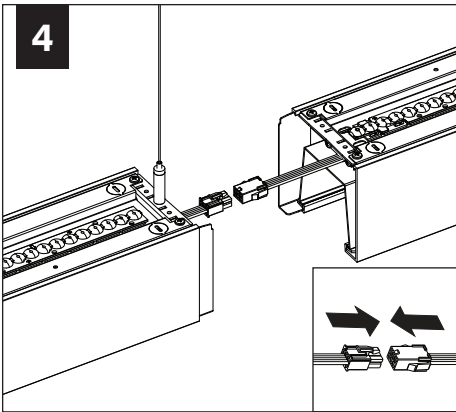


Two cable grippers each for individual and start, one for intermediate and end housings.

3



MAKE ELECTRICAL CONNECTION



## DRIVER SERVICE

