


Avenue® B


FLUORESCENT ARMSTRONG® TECHZONE® MR16




FOCAL POINT®



corrugated regress trim



solid regress trim



flush lens




flush mount mr16 (25° adjustment)




extended yoke mr16 (90° adjustment)




snoot




hex louver



linear



prismatic

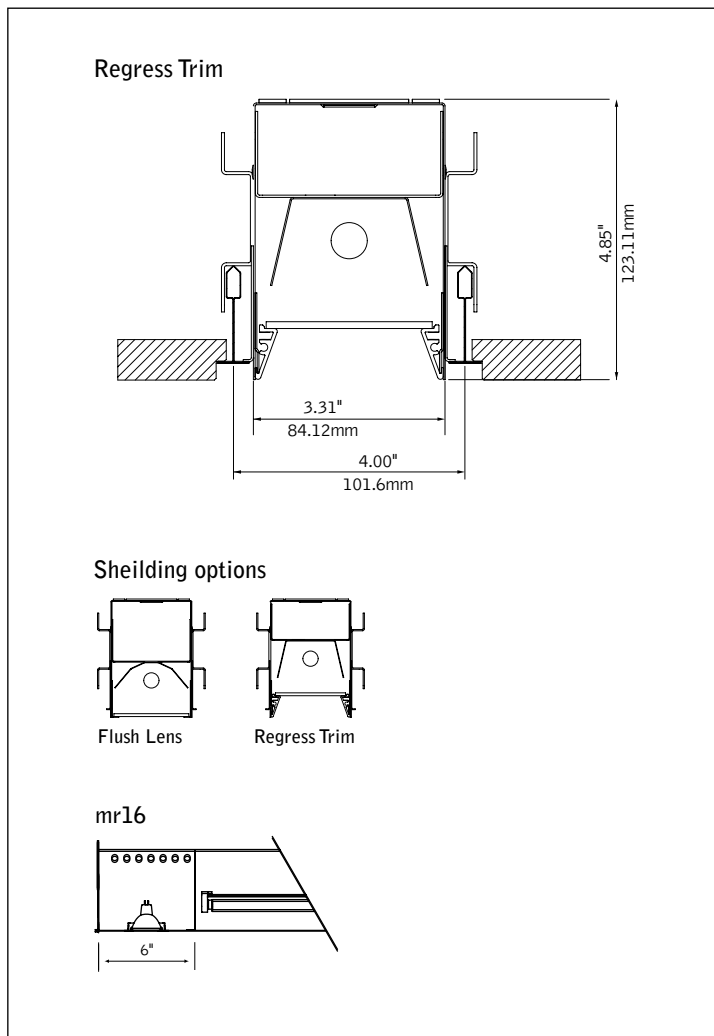


sand blasted



soft focus

DIMENSIONAL DATA



FEATURES

Narrow 3" slot, T5/T5HO fluorescent with 2-MR16 halogen lamps designed for 4" Armstrong® TechZone®.

Shielding options include corrugated, solid regressed trim and flush lens.

Avenue® B with MR16 is a great solution for general illumination that also requires the benefits of accent lighting in a narrow aperture.

PERFORMANCE

PRODUCT OVERVIEW

Lumen Output: 667-4235lm*

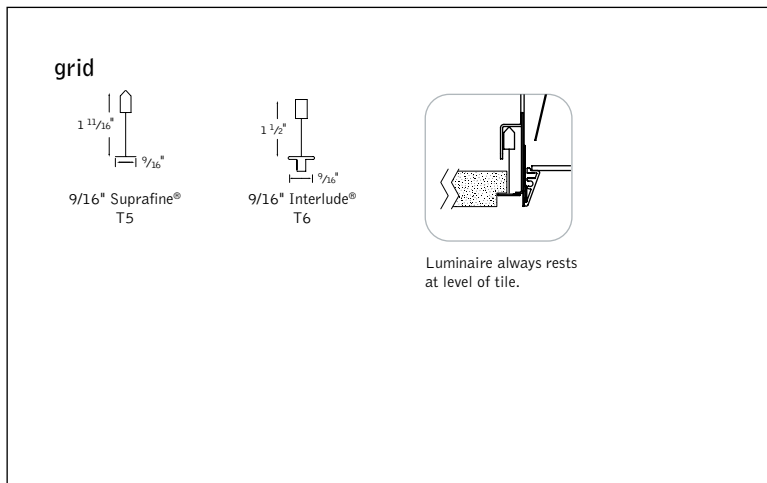
Wattage: 56-191W

Lamping: MR16, T5, T5HO

Regressed with lens
1-Lamp T5
62% Efficient
1466 cd @ 0°

Visit focalpointlights.com for complete photometric data.

MOUNTING INFORMATION



SPECIFICATIONS

Construction

One-piece 20 Ga. steel housing. 20 Ga., steel MR16 housing and faceplate. Two-piece, 20 Ga. spun steel MR16 assembly available in flush mount or with extended yoke. Extended yoke does not retract. Corrugated and solid regress trim constructed of extruded aluminum finished in Matte Satin White. 20 Ga. steel, .5" wide flange rail finished in matte satin white. 4' unit weight: 7 lbs., 5' unit weight: 10 lbs.

Optic

22 Ga. steel reflectors finished in High Reflectance White powder coat. Frosted Acrylic lens diffuser .118" thick. Clear Acrylic MicroGlow™ diffuser .125" thick with miniature prismatic pattern. MR16 lens: .125" thick tempered clear glass supplied.

Electrical

Luminaires are individually wired for specified circuits. Thru-wiring not available. Electronic ballasts are thermally protected and have a Class "P" rating. Electronic 12V, MR16 dimming transformer, 50w max. Optional dimming ballasts available. Consult factory for dimming specifications and availability. Thermal protector included.

Labels

UL listed for non-insulated ceiling applications only.

Finish

Polyester powder coat applied over a 5-stage pre-treatment. MR16 gimbal finished to match housing.

ORDERING

Luminaire Series	FAVBTZ
Avenue B for Armstrong® TechZone®	FAVBTZ
Shielding	
Corrugated Regressed Trim Frst.Lns	CR
Solid Regressed Trim Frosted Lens	SR
Flush Frosted Lens	FL
Corrugated Regressed Trim with MicroGlow™ Lens	CRM
Solid Regressed Trim	SRM
Flush MicroGlow™ Lens	FLM
Lamping	
(MR16 lamps provided by others)	
One Lamp T5	1T5
One Lamp T5HO	1T5HO
Circuits	2C
Dual Circuit	2C
(Fluor. switched separately from incand.)	
Voltage	
120 Volt	120
277 Volt	277
Ballast	
Electronic Program Start <10% THD	S
0-10V	D7
Lutron 1% 3-wire	DH
Lutron 1% H-Series	DK
Ceiling Configurations	
9/16" Suprafine Tegular	T5
9/16" Interlude Node Tegular	T6
Factory Options	
Chicago Plenum	CP
Emergency Battery Pack*	EM
Positional Clips	EQ
HLR/GLR Fuse	FU
6' New York City Flex Whip	FNY
6' Flex Whip	FW
Include 3000K Lamp*	L830
Include 3500K Lamp*	L835
Include 4100K Lamp*	L841
Wattage Restriction Label (xx= wattage)	WRXX
MR16 (50W max.)	
lamp qty. & gimbal type (Clear lens supplied)	
Flush Mount	2FM
Extended Yoke Gimbal	2EG
MR16 Options	
Snoot	SN
Hex louver	HL
Prismatic Spread Lens	PSL
Sand Blasted Lens	SBL
Soft Focus Lens	SFL
Finish	WH
Matte White Housing	WH
Luminaire Length	
4' Nominal Housing (3' fluor. lamp)	4'
5' Nominal Housing (4' fluor. lamp)	5'



Avenue® B

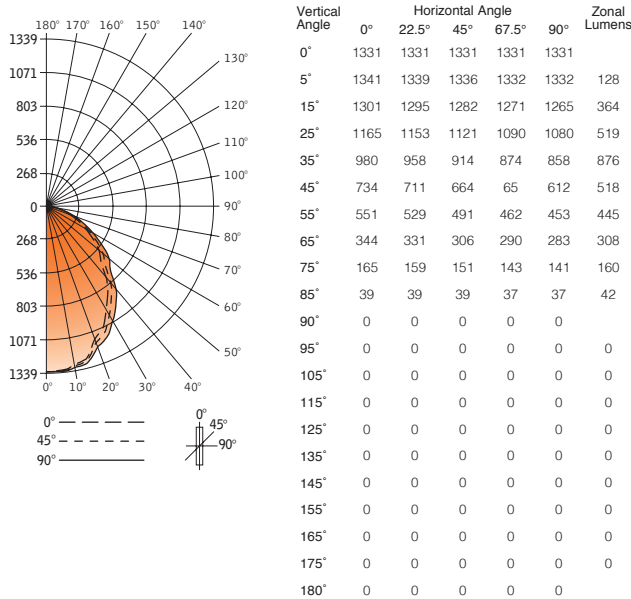
FLUORESCENT - FLUSH LENS

FAVB-FL-1T5HO-1C-120-S-G1-WH-4'

Filename: FAVBFL1T5.IES
Test #: 16381.0

Lumens: 2220lm
Efficiency: 61%

CANDELPWER DISTRIBUTION



LUMEN SUMMARY

Zone	Lumens	% Lamp	% Fixture
0-30°	1010	20.2	33.0
0-40°	1586	31.7	51.9
0-60°	2548	51.0	83.3
0-90°	3058	61.2	100.0
Total Luminaire 0-180°	3058	61.2	100.0

LUMINANCE DATA (CD/M²)

Vertical Angle	0°	45°	90°
45°	18298	16553	15256
55°	16933	15090	13922
65°	14348	12763	11804
75°	11238	10284	9603
85°	7888	7888	7483

CO-EFFICIENTS OF UTILIZATION

Floor Ceiling Wall	80				70			20		30		10		00
	70	50	30	10	70	50	10	50	10	50	10	50	10	00
RCR 0	73	73	73	73	71	71	71	68	68	65	65	62	62	61
1	68	65	63	61	66	64	60	61	58	59	56	57	54	53
2	62	58	54	51	61	57	50	55	49	53	48	51	47	46
3	57	52	47	44	56	51	43	49	43	47	42	46	41	40
4	53	46	41	38	52	46	38	44	37	43	37	41	36	35
5	49	41	36	33	47	41	32	39	32	38	32	37	31	30
6	45	37	32	29	44	37	28	36	28	35	28	34	28	27
7	42	34	29	25	41	33	25	32	25	31	25	31	25	23
8	38	30	25	22	37	30	22	29	22	28	22	28	22	20
9	35	27	23	19	35	27	19	26	19	26	19	25	19	18
10	33	25	20	17	32	25	17	24	17	24	17	23	17	16

Numbers indicate percentage values of reflectivity.

Go to www.focalpointlights.com for additional photometric data.

Avenue® B

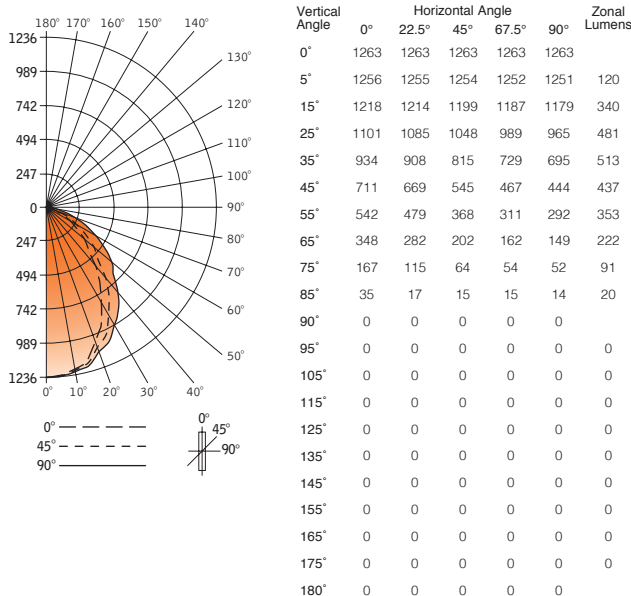
FLUORESCENT - REGRESS LENS

FAVB-SR-1T5HO-1C-120-S-G1-WH-4'

Filename: FAVBSR1T5HO.IES
Test #: 16377.0

Lumens: 2713lm
Efficiency: 52%

CANDELPWER DISTRIBUTION



LUMEN SUMMARY

Zone	Lumens	% Lamp	% Fixture
0-30°	941	18.8	36.5
0-40°	1454	29.1	56.4
0-60°	2244	44.9	87.1
0-90°	2576	51.5	100.0
Total Luminaire 0-180°	2576	51.5	100.0

LUMINANCE DATA (CD/M²)

Vertical Angle	0°	45°	90°
45°	17724	13586	11068
55°	16657	11309	8974
65°	14515	8425	6215
75°	11374	4359	3542
85°	7079	3034	2831

CO-EFFICIENTS OF UTILIZATION

Floor Ceiling Wall	80				70			20		30		10		00
	70	50	30	10	70	50	10	50	10	50	10	50	10	00
RCR 0	61	61	61	61	60	60	60	57	57	55	55	53	53	52
1	57	55	53	52	56	54	51	52	49	50	48	48	47	46
2	53	50	47	44	52	49	44	47	43	45	42	44	41	40
3	49	45	41	38	48	44	38	42	37	41	37	40	36	35
4	46	40	36	33	44	40	33	38	33	37	32	36	32	31
5	42	36	32	29	41	36	29	35	29	34	28	33	28	27
6	39	33	29	26	38	32	26	31	25	31	25	30	25	24
7	36	30	26	23	35	9	23	29	22	28	22	27	22	21
8	33	27	23	20	33	27	20	26	20	25	20	25	20	19
9	31	24	20	18	30	24	18	23	17	26	17	22	17	16
10	29	22	18	16	28	22	16	21	16	21	16	20	15	15

Numbers indicate percentage values of reflectivity.

Go to www.focalpointlights.com for additional photometric data.

Avenue® B

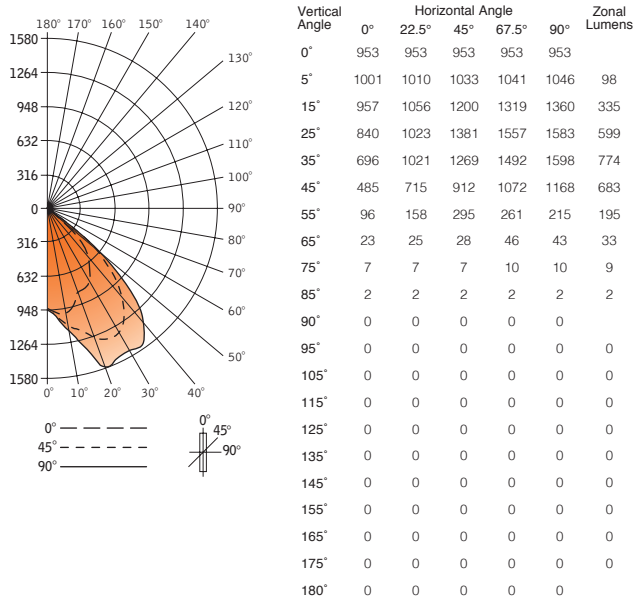
FLUORESCENT - LOUVER

FAVB-PL-1T5HO-1C-120-S-G1-WH-4'

Filename: FAVBPL1T5H.IES
 Test #: 16526.0

Lumens: 2727lm
 Efficiency: 55%

CANDELPWER DISTRIBUTION



LUMEN SUMMARY

Zone	Lumens	% Lamp	% Fixture
0-30°	1032	20.6	37.8
0-40°	1806	36.1	66.2
0-60°	2684	53.7	98.4
0-90°	2727	54.5	100.0
Total Luminaire 0-180°	2727	54.5	100.0

LUMINANCE DATA (CD/M²)

Vertical Angle	0°	45°	90°
45°	9174	17251	22093
55°	2239	6879	5013
65°	728	886	1361
75°	362	362	517
85°	307	307	307

CO-EFFICIENTS OF UTILIZATION

Floor Ceiling Wall	80				70			20 50		30		10		00
	70	50	30	10	70	50	10	50	10	50	10	50	10	00
RCR 0	65	65	65	65	63	63	63	61	61	58	58	56	56	55
1	61	60	58	56	60	58	56	56	54	54	52	52	51	50
2	58	55	52	50	56	54	49	52	48	50	47	49	46	45
3	54	50	47	44	53	49	44	48	43	46	42	45	42	41
4	50	45	42	39	49	45	39	43	38	42	38	41	37	36
5	47	41	37	34	46	41	34	40	34	39	34	38	33	32
6	43	38	34	31	43	37	31	36	30	35	30	35	30	29
7	40	34	30	27	39	34	27	33	27	32	27	31	26	26
8	37	30	26	24	36	30	24	29	23	29	23	28	23	22
9	34	27	23	20	33	27	20	26	20	26	20	25	20	19
10	31	25	21	18	31	24	18	24	18	23	18	23	18	17

Numbers indicate percentage values of reflectivity.

Go to www.focalpointlights.com for additional photometric data.