

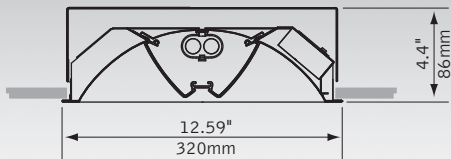



FOCAL POINT

CORRIDORS ARE RENEWED

WITH 1x1 VERSIONS OF FOCAL POINT'S POPULAR RECESSED PRODUCTS.

AERION® 1x1



LAMPING OPTIONS



BIAx LAMPS

ENDCAP DETAIL



PERFORMANCE

1-LAMP 18W BIAx
65% EFFICIENCY

SHIELDING OPTIONS



STANDARD
DIFFUSER

ROUND
ACCENT

SQUARE
ACCENT

COLOR OPTIONS



RED
INSERT

GREEN
INSERT

BLUE
INSERT

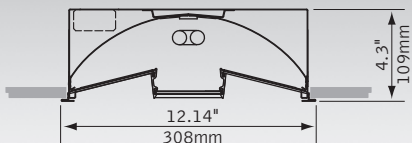


AREA OF
RESCUE
ASSISTANCE

1x1 STYLES OF AERION, EQUATION, LUNA AND SKYLITE
ARE JUST THE RIGHT SCALE

FOR COMMON CIRCULATION AREAS WHERE 2x2s SEEM TOO LARGE AND TOO BRIGHT.

EQUATION™ 1x1



LAMPING OPTIONS



BIAX LAMPS



CFL LAMPS

PERFORMANCE

1-LAMP 18W BIAX
60% EFFICIENCY

SHIELDING OPTIONS



NATURAL
ANODIZED
SIDE RAILS



HIGH PERFORMANCE
WHITE SIDE RAILS

DETAILS



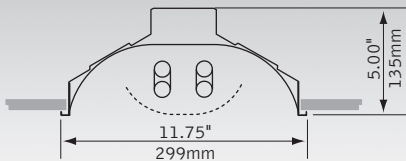

QUICKLATCH™



OUR 1x1s CREATE AN IMPRESSION OF
SPACIOUSNESS & BRIGHTNESS

BY ILLUMINATING VERTICAL PLANES, UNLIKE DOWNLIGHTS THAT ONLY LIGHT THE FLOOR.

LUNA[®] 1x1



LAMPING OPTIONS



BIAX LAMPS

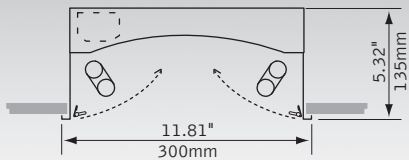

PERFORMANCE

2-LAMP 18W BIAX
54% EFFICIENCY



AND WITH OPTIONS CONSUMING ONLY 18 WATTS, 1x1s ARE AN EFFECTIVE
ALTERNATIVE TO DOWNLIGHTS,
PROVIDING A HELPFUL TOOL TO REDUCE ENERGY USE
AND DELIVER REQUIRED ILLUMINATION LEVELS.

SKYLITE® 1x1



LAMPING OPTIONS



BIAX LAMPS

PERFORMANCE

2-LAMP 18W BIAx
48% EFFICIENCY

LIGHTING LEVELS

TRANSFORM DARK CORRIDORS AND USE LESS ENERGY BY ILLUMINATING WALLS WITH THE BROAD-BEAM DISTRIBUTION OF OUR 1x1 LUMINAIRES.

TYPICAL 6" 26W CFL DOWNLIGHT
45% EFFICIENT
DELIVERING APPROX 800 LUMENS.

1x1 AERION—1-LAMP 18W BIAX
65% EFFICIENT
DELIVERING APPROX 815 LUMENS

ROOM DETAILS

ROOM SIZE: 6'x80' | CEILING HEIGHT: 9' | REFLECTANCES: 80/50/20 | MF: .8



8' OC

AVG FC

UNIFORMITY

AERION

1 LAMP 18W BIAX

6.4

1.5:1

2 LAMP 18W BIAX

10.8

1.5:1

EQUATION

1 LAMP 18W BIAX

6.7

1.6:1

2 LAMP 18W BIAX

11.9

1.5:1

LUNA

2 LAMP 18W BIAX

10.8

1.5:1

SKYLITE

2 LAMP 18W BIAX

9.1

1.6:1



10' OC

AVG FC

UNIFORMITY

AERION

1 LAMP 18W BIAX

5.1

1.6:1

2 LAMP 18W BIAX

8.6

1.6:1

EQUATION

1 LAMP 18W BIAX

5.3

1.6:1

2 LAMP 18W BIAX

9.6

1.6:1

LUNA

2 LAMP 18W BIAX

8.7

1.6:1

SKYLITE

2 LAMP 18W BIAX

7.4

1.6:1

LIGHT LEVELS CALCULATED IN AGI-32. CALCULATIONS DO NOT INCLUDE ANY FURNITURE OR PARTITIONS.

CREDITS

Environ

Architect: Whitney Design

Photography: Craig Dugan, Hedrich Blessing

Access Living

Architect: LCM Architects

Photography: Lambros Photography

Canadian Union of Public Employees

Architect: Bryden Martel

Photography: Gordon King

© 2010 Focal Point LLC, 4141 South Pulaski Road, Chicago, Illinois 60632
www.focalpointlights.com, T 773.247.9494, F 773.247.8484, info@focalpointlights.com

All rights reserved. Focal Point, Light-Ray Graphic, Art of Light, Aerion, Equation, Luna, and Skylite are trademarks or registered trademarks of Focal Point, LLC.

Products shown in this brochure may be covered by U.S. patents and patents pending.

Visit focalpointlights.com for specifications and other details on our entire Focal Point catalog.