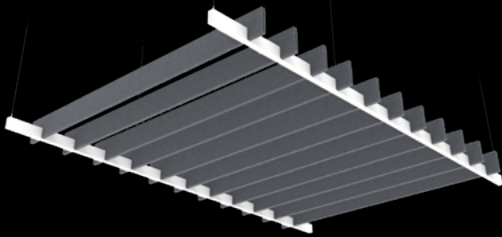



AirCore Bridge®

INTEGRATED ACOUSTIC CEILING AND LIGHTING SYSTEM



TRUSS



CANTILEVER

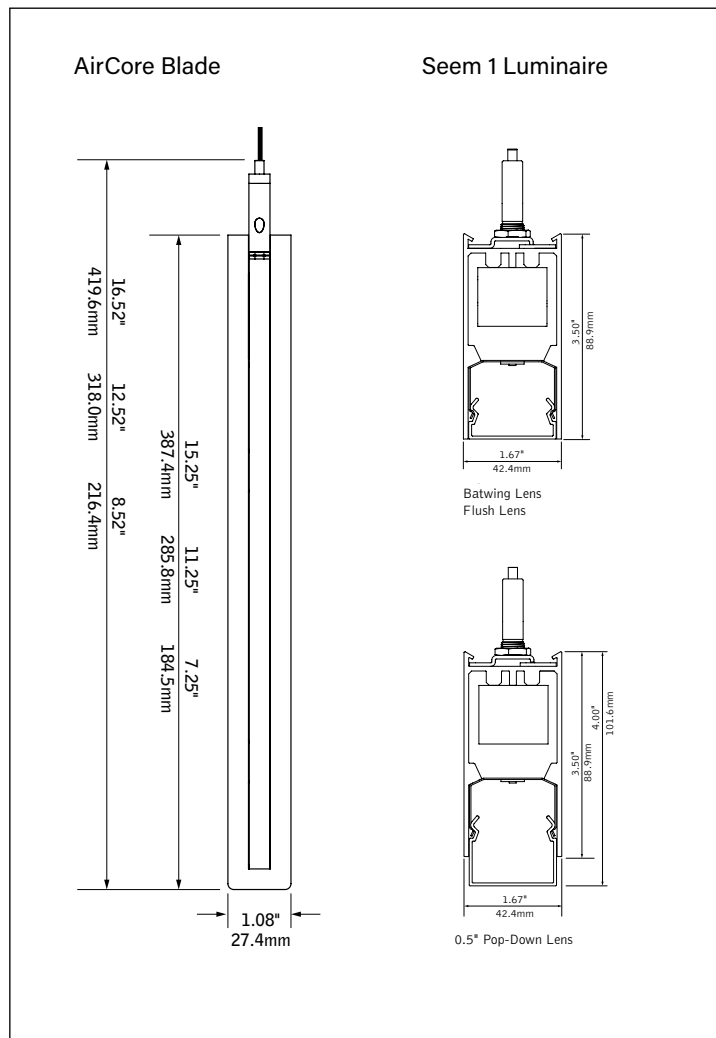
Shown in Cosmic collection - Pink Nebula



CANTILEVER WAVE

Shown in The Naturals collection - Walnut

COMPONENT DIMENSIONAL DETAILS



SYSTEM FEATURES

Integrated acoustical baffle and lighting system leveraging AirCore Blade® and Seem 1 Suspended.

Three standard configurations: Truss, Cantilever, Cantilever Wave.

Can be specified as a new array or used to retrofit existing Seem 1 Direct installations.

Available in a range of curated printed finish options, including The Naturals and Cosmic.

AIRCORE BLADE FEATURES

Slim, 1" wide, sound absorbing unlit acoustic blade.

Available in 5' to 8' lengths in 1' increments with 8", 12" or 16" nominal housing heights.

AirCore®: patent pending, eco-friendly technology that maximizes sound absorption and reduces ecological impact.

Wide range of color options provides design flexibility and personalization for any project.

SEEM® 1 LUMINAIRE FEATURES

Narrow extruded aluminum 1.5" linear direct LED with flush, Batwing and Pop-Down lens options.

Individual units and continuous runs in 1" increments.

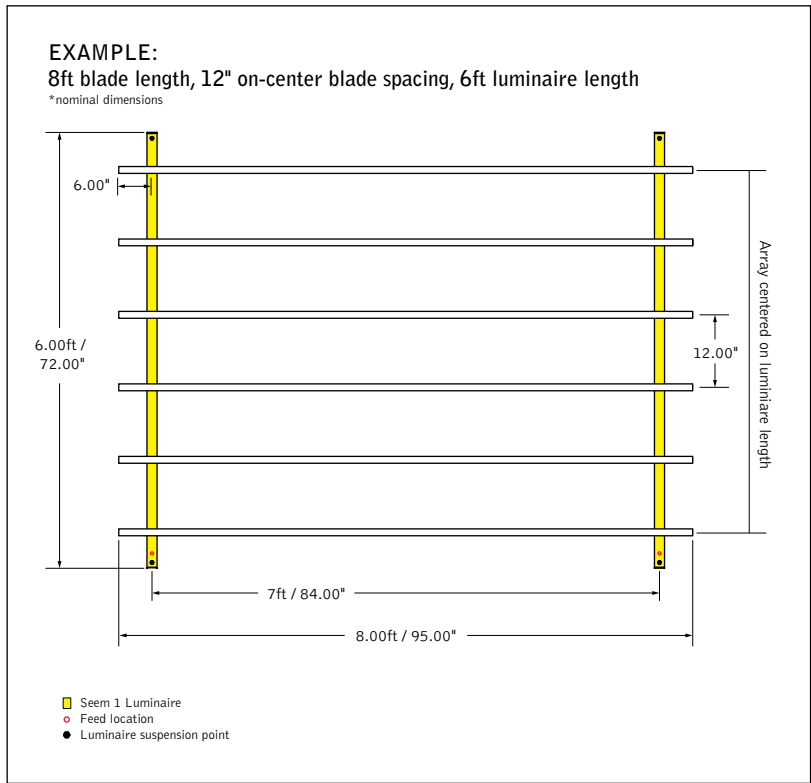
Frosted acrylic lens provides uninterrupted illumination, without pixels or shadows.

Choice of output levels to meet a wide variety of application needs.

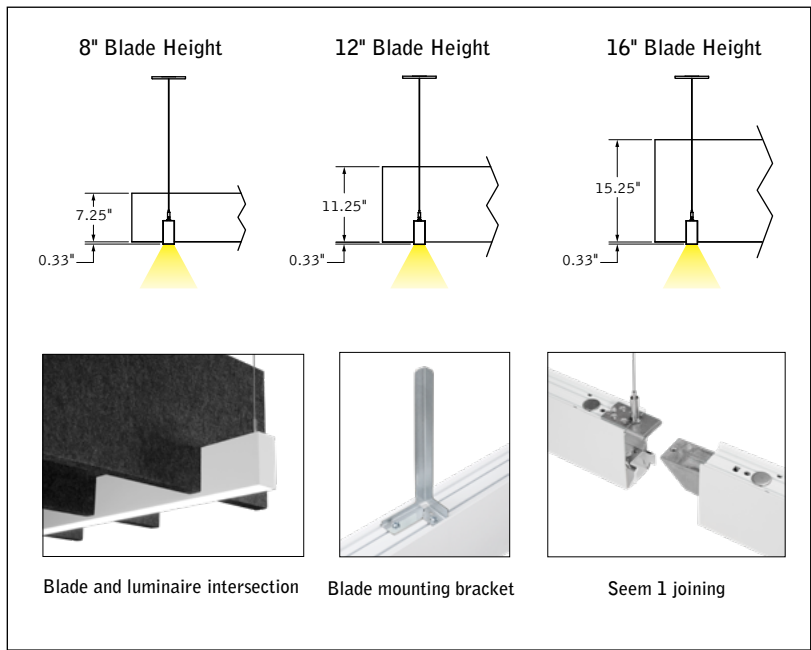
fixture:

project:

TRUSS



DETAILS



CALCULATOR

Use this tool to calculate the number of blades required for each AirCore Bridge array. Enter the luminaire length and blade on-center spacing to obtain the number of blades per array.

Luminaire length (in)	
Blade spacing (in)	
Total blades per array	

ACOUSTIC ORDERING

Series AirCore Bridge	AUABG	<u>AUABG</u>
Luminaires Series Seem 1	FSM1S	<u>SM1</u>
Style Truss		<u>TRS</u>
Acoustic Panel Color See page 6 for color offering		
Blade Height (heights are nominal)		
8"	8	
12"	12	
16"	16	
Blade Length (Baffles are nominal in length. Baffles cannot be cut to length or joined together in the field.)		
5' blade (4' on-center luminaire spacing)	5	
6' blade (5' on-center luminaire spacing)	6	
7' blade (6' on-center luminaire spacing)	7	
8' blade (7' on-center luminaire spacing)	8	
Blade Spacing (Consult factory for custom spacing)		
12" on center	12OC	
18" on center	18OC	
24" on center	24OC	
Luminaire Length Specify luminaire length in 1" increments (6' minimum length.)		<u>ft in</u>
		<u>ft_in</u>
LUMINAIRE ORDERING (2 luminaires required for each Truss system)		
Luminaire Series Seem 1 LED	FSM1S	<u>FSM1S</u>
Shielding Batwing Lens Flush Lens Pop-Down Lens	BW FL PD05	
Lumen Output (Consult factory for Lutron, DALI)		
125 Lumens per foot	125LF	
250 Lumens per foot	250LF	
375 Lumens per foot	375LF	
500 Lumens per foot	500LF	
625 Lumens per foot	625LF	
Color Temperature		
3000K, 80CRI or 90 CRI	30K or 930K	
3500K, 80CRI or 90 CRI	35K or 935K	
4000K, 80CRI or 90 CRI	40K or 940K	
Circuit Single Circuit	1C	<u>1C</u>
Voltage 120/277 UNV Volt 347 Volt (LD1 driver only) Low Voltage	UNV 347 LV	
Control System & Dimming Level 0-10V - 10% Dimming 0-10V - 1% Dimming Low Voltage, PoE compatible (No driver. Not available with EM or EC. LV Voltage only.)	LD1 L11 LVN	
Lutron Hi-Lume EcoSystem (LDE1) - 1% Dimming DALI 1% Dimming	LH1 D11	
Mounting 24" Cable Suspension 48" Cable Suspension 96" Cable Suspension (Specify canopy color, see finishes page for options. Example: White = C24WH.) (Specify CS - for sloped ceiling applications)	J24 J48 J96	
Factory Options AirCore Bridge component Black Cord Emergency Circuit Emergency Battery Pack (See EM/EC Guide for default locations and ordering.)	ABG BKCD _EC _EM	<u>ABG</u>
Finish (See finishes page for The Naturals options)		
Black	BK	
Titanium Silver	TS	
Matte White	WH	
Luminaire Length Specify luminaire length in 1" increments (6' minimum length.)		<u>ft in</u>
		<u>ft_in</u>

fixture:


project:

CANTILEVER

EXAMPLE:

8ft blade length, 12" on-center blade spacing, 6ft luminaire length

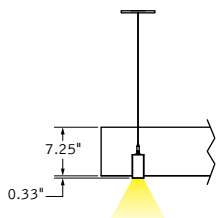
*nominal dimensions



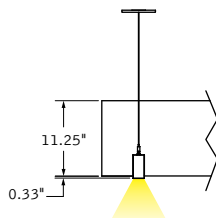
- Seem 1 Luminaire
- Feed location
- Luminaire suspension point
- Blade suspension point

DETAILS


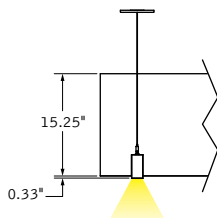
8" Blade Height



12" Blade Height




16" Blade Height



Blade and luminaire intersection



Blade mounting bracket



Seem 1 joining

CALCULATOR

Use this tool to calculate the number of blades required for each AirCore Bridge array.

Enter the luminaire length and blade on-center spacing to obtain the number of blades per array.

Luminaire length (in)

Blade spacing (in)

Total blades per array

ACOUSTIC ORDERING

Series
AirCore Bridge AUABG

Luminaires Series
Seem 1 SM1

Style
Cantilever CT

Acoustic Panel Color
See page 6 for color offering

Blade Height
(heights are nominal)

8"	8
12"	12
16"	16

Blade Length
(Baffles are nominal in length. Baffles cannot be cut to length or joined together in field.)

5' blade	5
6' blade	6
7' blade	7
8' blade	8

Blade Spacing
(Consult factory for custom spacing)

12" on center	12OC
18" on center	18OC
24" on center	24OC

Mounting

24" Cable Suspension	J24
48" Cable Suspension	J48
96" Cable Suspension	J96

(Specify canopy color White (WH), Black (BK) or Titanium Silver (TS). Example: J24WH.)
(Specify CS - for sloped ceiling applications)

Luminaire Length
Specify luminaire length

in 1" increments (6" minimum length.)

LUMINAIRE ORDERING

(1 luminaire required for each Cantilever system)

Luminaire Series
Seem 1 LED FSM1S

Shielding

Batwing Lens	BW
Flush Lens	FL
Pop-Down Lens	PD05

Lumen Output

125 Lumens per foot (Consult factory for Lutron, DALI)	125LF
250 Lumens per foot	250LF
375 Lumens per foot	375LF
500 Lumens per foot	500LF
625 Lumens per foot	625LF

Color Temperature

3000K, 80CRI or 90 CRI	30K or 930K
3500K, 80CRI or 90 CRI	35K or 935K
4000K, 80CRI or 90 CRI	40K or 940K

Circuit
Single Circuit 1C

Voltage

120/277 UNV Volt	UNV
347 Volt (LD1 driver only)	347
Low Voltage	LV

Control System & Dimming Level

0-10V - 10% Dimming	LD1
0-10V - 1% Dimming	L11
Low Voltage, PoE compatible	LVN

(No driver. Not available with EM or EC. LV Voltage only.)
Lutron Hi-Lume EcoSystem (LDE1) - 1% Dimming LH1
DALI 1% Dimming D11

Mounting

24" Cable Suspension	J24
48" Cable Suspension	J48
96" Cable Suspension	J96

(Specify canopy color, see finishes page for options.
Example: White = C24WH.)
(Specify CS - for sloped ceiling applications)

Factory Options

AirCore Bridge component	ABG
Black Cord	BKCD
Emergency Circuit	_EC
Emergency Battery Pack	_EM

(See EM/EC Guide for default locations and ordering.)

Finish
(See finishes page for The Naturals options)

Black	BK
Titanium Silver	TS
Matte White	WH

Luminaire Length
Specify luminaire length

in 1" increments (6" minimum length.)

fixture:

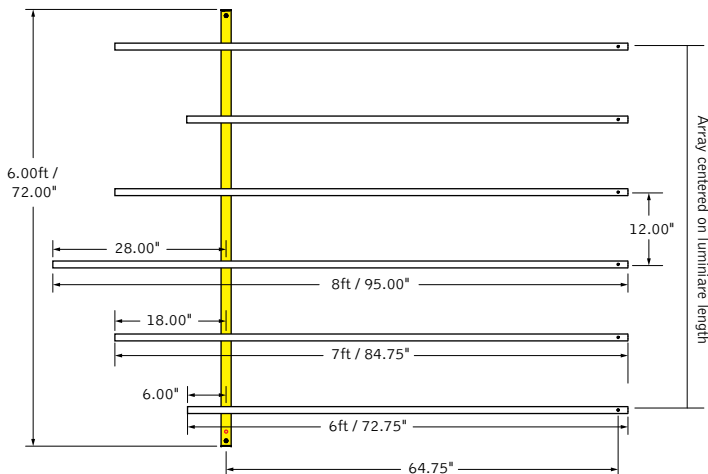
project:

CANTILEVER WAVE

EXAMPLE:


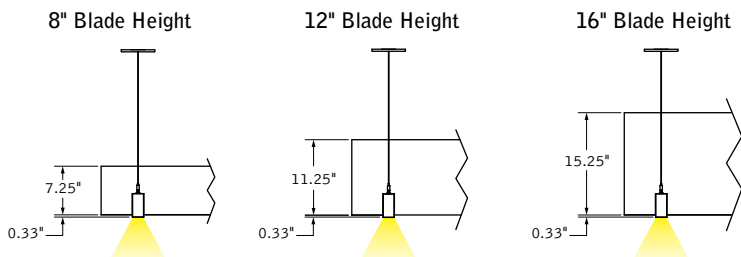
8ft blade length, 12" on-center blade spacing, 6ft luminaire length

*nominal dimensions



- Seem 1 Luminaire
- Feed location
- Luminaire suspension point
- Blade suspension point


DETAILS



Blade and luminaire intersection



Blade mounting bracket



Seem 1 joining

CALCULATOR

Use this tool to calculate the number of blades required for each AirCore Bridge array.
Enter the luminaire length to obtain the number of blades per array.

Luminaire length (in)

Blade spacing (in)

Total blades per array

ACOUSTIC ORDERING

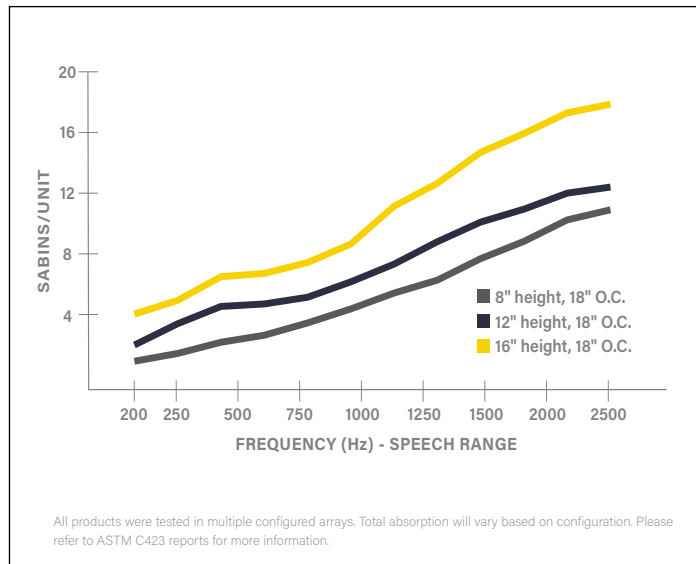
Series	AUABG
AirCore Bridge	AUABG
Luminaire Series	SM1
Seem 1	SM1
Style	CTW
Cantilever Wave	
Acoustic Panel Color	
See page 6 for color offering	
Blade Height	
(heights are nominal)	
8"	8
12"	12
16"	16
Blade Pattern	6P
(Baffles are nominal in length. Baffles cannot be cut to length or joined together in field.)	
6' blade start (6, 7, 8, 7, 6 pattern)	6P
Blade Spacing	12OC
(Consult factory for custom spacing)	
12" on center	12OC
Mounting	
24" Cable Suspension	J24
48" Cable Suspension	J48
96" Cable Suspension	J96
(Specify canopy color White (WH), Black (BK) or Titanium Silver (TS). Example: J24WH.)	
(Specify CS - for sloped ceiling applications)	
Luminaire Length	ft in
Specify luminaire length in 1" increments (6" minimum length.)	ft in

LUMINAIRE ORDERING

(1 luminaire required for each Cantilever Wave system)

Luminaire Series	FSM1S
Seem 1 LED	FSM1S
Shielding	
Batwing Lens	BW
Flush Lens	FL
Pop-Down Lens	PD05
Lumen Output	
125 Lumens per foot	125LF
(Consult factory for Lutron, DALI)	
250 Lumens per foot	250LF
375 Lumens per foot	375LF
500 Lumens per foot	500LF
625 Lumens per foot	625LF
Color Temperature	
3000K, 80CRI or 90 CRI	30K or 930K
3500K, 80CRI or 90 CRI	35K or 935K
4000K, 80CRI or 90 CRI	40K or 940K
Circuit	1C
Single Circuit	1C
Voltage	
120/277 UNV Volt	UNV
347 Volt (LD1 driver only)	347
Low Voltage	LV
Control System & Dimming Level	
0-10V - 10% Dimming	LD1
0-10V - 1% Dimming	L11
Low Voltage, PoE compatible	LVN
(No driver. Not available with EM or EC. LV Voltage only.)	
Lutron Hi-Lume EcoSystem (LDE1) -	LH1
1% Dimming	
DALI 1% Dimming	D11
Mounting	
24" Cable Suspension	J24
48" Cable Suspension	J48
96" Cable Suspension	J96
(Specify canopy color, see finishes page for options. Example: White = C24WH.)	
(Specify CS - for sloped ceiling applications)	
Factory Options	
AirCore Bridge component	ABG
Black Cord	BKCD
Emergency Circuit	EC
Emergency Battery Pack	EM
(See EM/EC Guide for default locations and ordering.)	
Finish	
(See finishes page for The Naturals options)	
Black	BK
Titanium Silver	TS
Matte White	WH
Luminaire Length	ft in
Specify luminaire length in 1" increments (6" minimum length.)	ft in

ACOUSTIC PERFORMANCE



SPECIFICATIONS

Acoustic Material

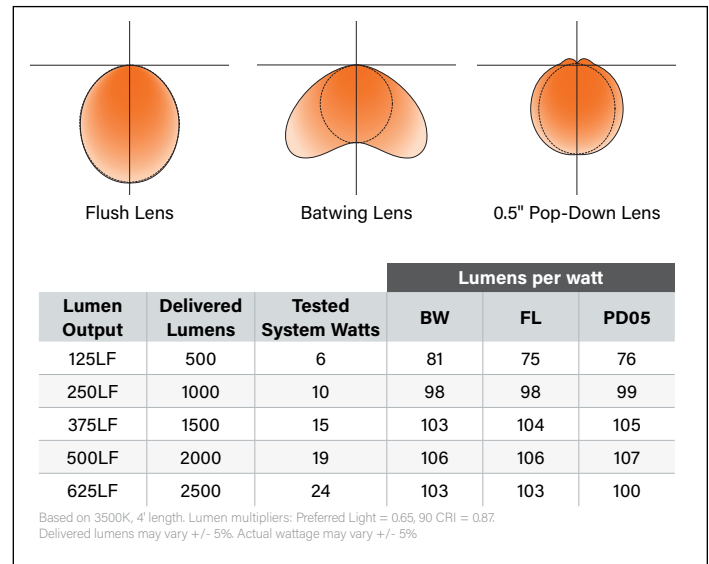
Content	Housing material is 100% polyester containing up to 50% of recycled plastic bottles (PET felt) and is moisture resistant. See page 3 for color offering. Acoustic material colors are subject to change without notice. For the most current color options, please visit focalpointlights.com/acousticsolutions . Lead times may vary depending on color.
Cleaning and Care	Remove dust and debris with a clean, soft, lint-free cloth or vacuum
PET Thickness	9mm
Surface Burning Characteristics	ASTM E84 Class A / CAN ULC S102 Flame Spread: 0 Smoke Development Index: 300
Colorfastness	AATCC 16A Option 3 Class 4 minimum at 40 hours

Acoustic Performance

Acoustic testing is performed on all Focal Point acoustic products and varies based on installation and configuration. ASTM C423 test reports can be downloaded from focalpointlights.com. Contact acoustic.solutions@focalpointlights.com for technical questions.

Sabins	Sabins is a unit of sound absorption. It measures how well one square foot of material absorbs sound. Focal Point has averaged the Sabins per unit at four specific frequency bands representing the human speech range (250, 500, 1000, 2000 Hz) to determine the Sabins per product. 8' length, 12" height: 12" OC = 6.78 Sabins 18" OC = 7.35 Sabins 24" OC = 7.61 Sabins
NRC	Noise Reduction Coefficient (NRC) is the average of how absorptive a material is at various frequencies within the human speech frequency range. Two materials with the same rating may not perform the same in application. Typically, an NRC of 0 indicates perfect reflection, and an NRC of 1 is designated as perfect absorption. However, based on the testing methodology and depending upon the material's shape or surface area products can test at an NRC greater than 1. NRC = 0.90

LUMINAIRE DISTRIBUTIONS & PERFORMANCE



LED System

Proprietary linear LED module incorporates premium LEDs on a robust platform to achieve excellent thermal management. LEDs are placed to promote a uniform appearance. Available in 3000K, 3500K or 4000K with both 80 and 90 CRI options. 3500K and 4000K with CRI>90 have a cyanosis observation index (COI) of 3.3 or less. LED modules and drivers are replaceable from below. Color accuracy <3 SDCM.

Luminaire Construction

One piece extruded aluminum housing. Cast aluminum end caps. 8' unit weight: 15lbs.

Optic

Reflectors fabricated of 22 Ga. steel finished in High Reflectance White powder coat. Extruded acrylic lens .07" thick with frosted finish, up to 8' continuous.

Electrical

Luminaires are pre-wired with factory installed branch circuit wiring and over-molded quick connects. Standard 120-277V constant current driver includes 0-10V analog dimming. Power factor > .9. PoE compatible: Integrates with Power over Ethernet lighting systems via standard, low-voltage wires. PoE runs require an independent PoE node and power feed for each luminaire section.

Emergency Battery

Emergency output - 10 watts for 90 minutes. See EM/EC Guide for default locations and ordering details.

Labels

UL and cUL listed. Suitable for Dry or Damp Locations, indoor use only.

Weight

AirCore Blade: 12" height, 6' length = 8.63lbs. 12" height, 8' length = 11.5lbs.
Seem 1 luminaire: 8' unit = 15lbs.

Finish

Polyester powder coat applied over a multi-stage pre-treatment. The Naturals: 100% low VOC vinyl. Canopy and cord white as standard.

Lumen Maintenance

Reported: L70 at >61,000 hours Calculated: L70 at 470,000 hours
L90 at >61,000 hours L90 at 115,000 hours
Derived from EPA TM-21 calculator. Based on typical conditions, consult factory for additional data.

Reliability

At Focal Point, our products are designed to stand the test of time. Each luminaire is engineered using superior components, manufactured with the utmost care and rigorously tested. Contact us for reliability data.


Warranty

LED system rated for operation in ambient environments up to 25°C. 5-year limited warranty.

Luminaire Finishes



PAINTED



WHITE WH BLACK BK TITANIUM SILVER TS

THE NATURALS (25% SCALE)



LIGHT OAK LOK GRAY ELM GRE CHESTNUT CHT
WALNUT WLT WOVEN LINEN WLN

Acoustic Materials

COSMIC (25% SCALE)



BLUE STAR BSR GREEN QUASAR GQR MOON ROCK MRK PINK NEBULA PPN SOLAR FLARE SRF

THE NATURALS (25% SCALE)



LIGHT OAK LOK GRAY ELM GRE CHESTNUT CHT WALNUT WLT

STANDARD PET



PURE BLACK PBK CHARCOAL GRAY CHG
SLATE SLT SHADOW GRAY SDG
SILVER GRAY SLG PEARL ICE PIC
CLASSIC WHITE CWH NATURAL LINEN NTL
HAZELWOOD HZW

PREMIUM PET



CORNFLOWER BLUE CFB DENIM BLUE DNB MIDNIGHT BLUE MNB DEEP PURPLE DPP
BRICK RED BRD CHERRY RED CHR
BERRY BRY BLUSH BLS
CARROT CRT PINEAPPLE PNA
DEEP WATER DWT SEAFOAM SFM
EMERALD GREEN EMG LIMESTONE LMS

Slight color variations are inherent to the PET felt manufacturing process. Color renditions on screens vary due to display settings and lighting conditions.

Order samples at focalpointlights.com/Samples

Declare.

PET
Focal Point, LLC

Final Assembly: Chicago, Illinois, USA
Life Expectancy: 30 Year(s)
End of Life Options: Salvageable/Reusable in its Entirety, Recyclable (100%)

Ingredients:

Polyethylene terephthalate: PET; N, N'-Ethylene bisstearamide: Octadecanamide, N,N'-1,2-ethanediybis-; Stearic Acid: Stearic Acid; Antioxidant 1076: Benzenepropanoic acid, 3,5-bis(1,1-dimethylethyl)-4-hydroxy-, octadecyl ester; Antioxidant KY-405: Benzenamine, 4-(1-methyl-1-phenylethyl)-N-[4-(1-methyl-1-phenylethyl)phenyl]; Titanium Dioxide: Titanium dioxide

Living Building Challenge Criteria:

I-13 Red List:

- ☒ LBC Red List Free
- ☐ LBC Red List Approved
- ☐ Declared

% Disclosed: 100% at 100ppm
VOC Content: Not Applicable

I-10 Interior Performance: Not Compliant
I-14 Responsible Sourcing: Not Applicable

FPL-0001
EXP: 01 JUN 2026
Original Issue Date: 2020

WEAK MATCH WITH RESPONSES FOR LABEL ACCURACY
INTERNATIONAL LIVING FUTURE INSTITUTE™ living-future.org/declare