




Seem® 1 Acoustic

LED DIRECT



90° corner detail




Rectangle pattern



Left and right corner pattern



The Naturals collection - Light Oak shown
Cosmic Collection - Moon Rock shown

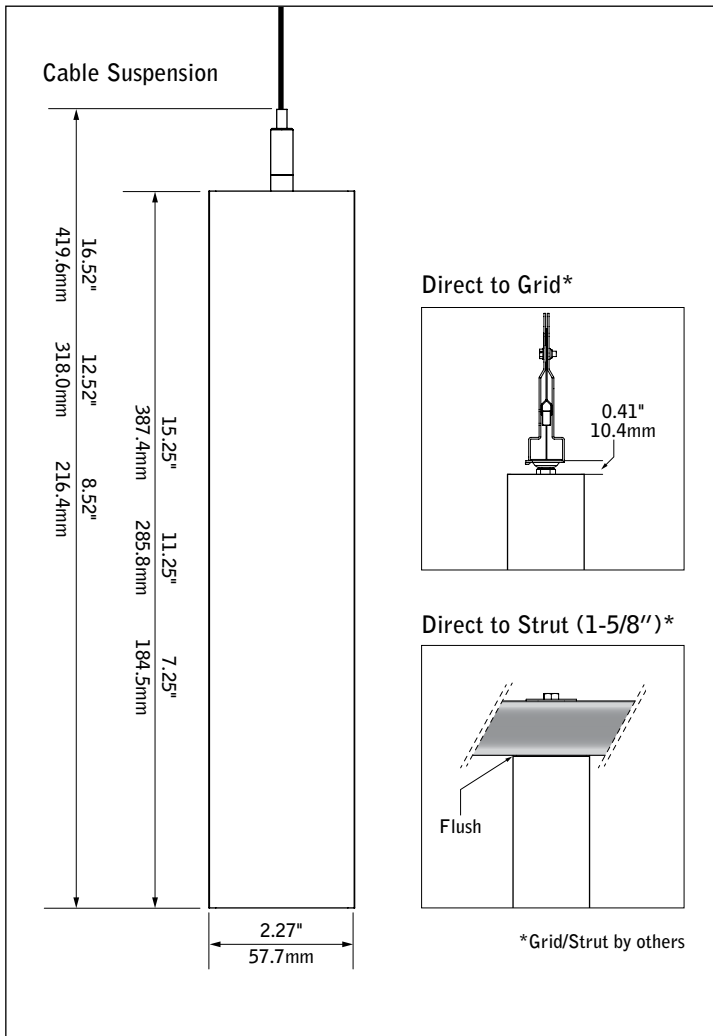


Seem 1 Acoustic Unlit companion



Seem 1 Acoustic Trio companion

DIMENSIONAL DATA



FEATURES

Narrow, sound absorbing 1.5" aperture linear direct acoustic LED luminaire.

Available in 3' to 208' lengths in 1" increments with 8", 12" or 16" nominal housing heights in straight lengths or patterns with 90° corners.

Frosted acrylic lens provides uninterrupted illumination, without pixels or shadows.

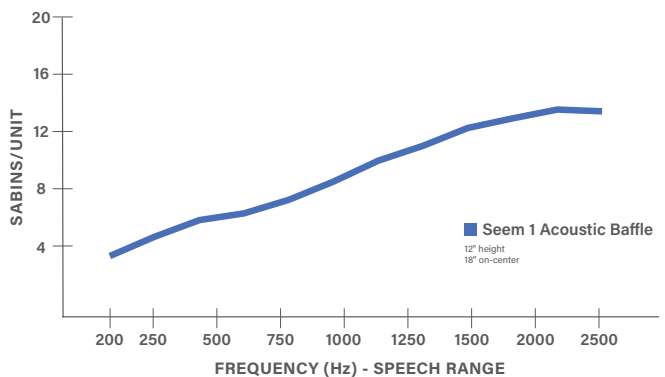
LED position and lens material optimized to provide the perfect blend of high performance and visual comfort.

AirCore® Technology: patented, eco-friendly technology that maximizes sound absorption and reduces ecological impact.

Pair with Seem 1 Acoustic unlit baffle, Seem 1 Acoustic Trio, AirCore Blade®, or TruBlade® to create a coordinated look in interior spaces.

Available in a range of curated printed finish options, including The Naturals and Cosmic.

ACOUSTIC PERFORMANCE

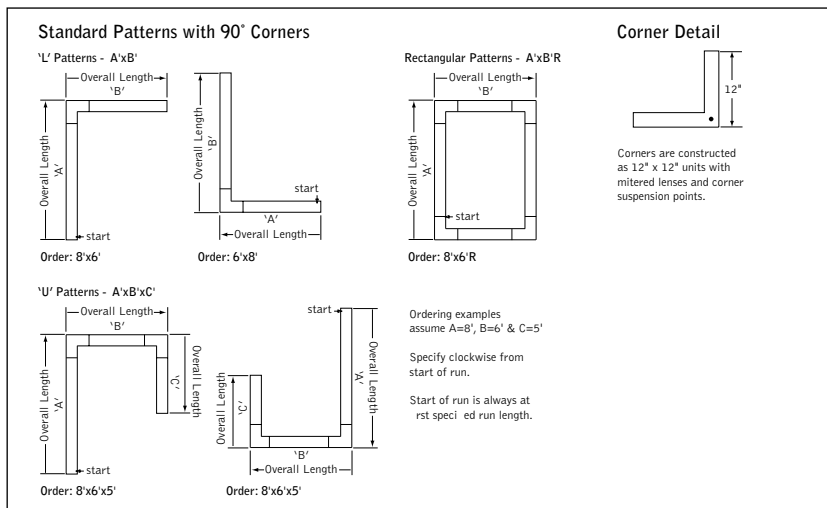


All products were tested in multiple configured arrays. Total absorption will vary based on configuration. Please refer to ASTM C423 reports for more information.

fixture:

project:

DETAILS



SPECIFICATIONS

Acoustic Material

Content	Housing material is 100% polyester containing up to 50% of recycled plastic bottles (PET felt) and is moisture resistant. See page 3 for color offering. Acoustic material colors are subject to change without notice. For the most current color options, please visit focalpointlights.com/acousticsolutions. Printed finishes such as The Naturals and Cosmic may leave the base material color visible on edges, depending on the product. Consult factory for more information. Lead times may vary depending on color.
Cleaning and Care	Remove dust and debris with a clean, soft, lint-free cloth or vacuum
PET Thickness	9mm
Surface Burning Characteristics	ASTM E84 Class A / CAN ULC S102 Flame Spread: 0, Smoke Development Index: 300
Colorfastness	AATCC 16A Option 3 Class 4 minimum at 40 hours

Acoustic Performance

Acoustic testing is performed on all Focal Point acoustic products and varies based on installation and configuration. ASTM C423 test reports can be downloaded from focalpointlights.com. Contact acoustic.solutions@focalpointlights.com for technical questions.

Sabins	Sabins is a unit of sound absorption. It measures how well one square foot of material absorbs sound. Focal Point has averaged the Sabins per unit at four specific frequency bands representing the human speech range (250, 500, 1000, 2000 Hz) to determine the Sabins per product. 8' length, 12" height: 12" OC = 5.08 Sabins, 18" OC = 9.05 Sabins, 24" OC = 9.46 Sabins
---------------	---

LED System

Proprietary linear LED module incorporates premium LEDs on a robust platform to achieve excellent thermal management. LEDs are placed to promote a uniform appearance. Available in 2700K, 3000K, 3500K or 4000K with both 80 and 90 CRI options. LED drivers are replaceable from above. Color accuracy <3 SDCM.

Weight

12" height, 4' length = 10.75lbs. 12" height, 6' length = 16.13lbs. 12" height, 8' length = 21.5lbs.

Optic

Reflectors fabricated of 22 Ga. steel finished in Matte White powder coat. Extruded acrylic lens .05" thick with frosted finish, up to 8' continuous.

Electrical

Luminaires are pre-wired with factory installed branch circuit wiring and over-molded quick connects. Standard 120-277V constant current driver includes 0-10V analog dimming. Power factor > .9. Power cord white as standard.

Canopy (suspended mounting only)

Polyester powder coat applied over a multi-stage pre-treatment. Canopy white as standard.

Emergency Battery

Emergency output - 10 watts for 90 minutes. Maximum mounting height: 16.83ft.

Labels

UL and cUL listed. Suitable for Dry Locations, indoor use only.

Lumen Maintenance

Reported: L70 at >61,000 hours Calculated: L70 at 470,000 hours
L90 at >61,000 hours L90 at 115,000 hours

Derived from EPA TM-21 calculator. Based on typical conditions, consult factory for additional data.

Reliability

At Focal Point, our products are designed to stand the test of time. Each luminaire is engineered using superior components, manufactured with the utmost care and rigorously tested. Contact us for reliability data.

Warranty

LED system rated for operation in ambient environments up to 25°C and when mounted no less than 7.5" from the ceiling. 5-year limited warranty.

4' PERFORMANCE CHART - See page 4

Focal Point LLC reserves the right to change specifications for product improvement without notification.

ORDERING

Luminaire Series

Seem 1 Acoustic Direct LED **ASM1S**

Shielding

Asymmetric Wall Wash **AS**
Batwing Lens **BW**
Regress Lens **RL**

Luminaire Height

(heights are nominal)
8" **8**
12" **12**
16" **16**

Lumen Output

100 Lumens per foot **100LF**
(4' minimum. Consult factory for Lutron & DALI)
200 Lumens per foot **200LF**
300 Lumens per foot **300LF**
400 Lumens per foot **400LF**
500 Lumens per foot **500LF**

Color Temperature

2700K, 80CRI or 90CRI **27K or 927K**
3000K, 80CRI or 90CRI **30K or 930K**
3500K, 80CRI or 90CRI **35K or 935K**
4000K, 80CRI or 90CRI **40K or 940K**

Circuits & Zones

1 Circuit, non-emergency **1C**
Consult Ordering Guide on page 5 for multiple circuiting and zoning options **_C_Z_DL**

Voltage

120/277 UNV Volt **UNV**

Control System & Dimming Level

0-10V - 10% Dimming **LD1**
0-10V - 1% Dimming **L11**
Lutron Hi-Lume EcoSystem (LDE1) - 1% Dimming **LH1**
DALI 1% Dimming **D11**

Mounting

Suspended

(Mounting hang kits ship with order. Power cable is 18" longer than suspension length. Consult factory for longer power cable lengths)

24" Cable Suspension **J24_**
48" Cable Suspension **J48_**
96" Cable Suspension **J96_**
120" Cable Suspension **J120_**

(Specify canopy color White (WH), Black (BK) or Titanium Silver (TS), Example: J24WH.)
(Consult factory for sloped ceiling applications)

Surface Mounted

(30" power cable standard. Consult factory for longer power cable lengths.)

Direct/Flush to Grid **DTG**
Direct/Flush to Strut **DTS**

Factory Options

(See Ordering Guide on page 5 for ordering details for DC, EC, EM & ECD.)

Black Cord **BKCD**
Daylight Circuit **_DC**
Emergency Circuit* **_EC**
Emergency Battery Pack** **_EM**
Emergency Control Device† **_ECD**

†(4' minimum length.)
*(4' minimum length, maximum of 3 locations. See cut sheet ordering guide for emergency option ordering details)

Acoustic Panel Color

See page 3 for color offering

Luminaire Length

(Leave blank for patterns. Luminaires are 3/4" longer than specified and cannot be cut to length or joined in the field.)

Specify length in 1" increments **_ft_in**
from 3' to 208'
(16' maximum for DTG, consult factory for alternate lengths.)

Pattern Options

(Patterns available with LD1 and L11 drivers only.)
(5' minimum leg length for L patterns.
6' minimum leg length for U and Rectangle patterns)

'L' pattern **A' x B'**
'U' pattern **A' x B' x C'**
Rectangular pattern **A' x B' R**

(Consult factory for other pattern options)

ASM1S

ft in

_ft_in

A' x B' R



Options in orange qualify for the Quickship program. Five color options. Available in 4', 6', 8', 10', 12', 14', 16' lengths. Maximum linear feet is 200' of acoustic products per order. Refer to Quickship Guide for complete details.


Acoustic Materials




COSMIC (25% SCALE)



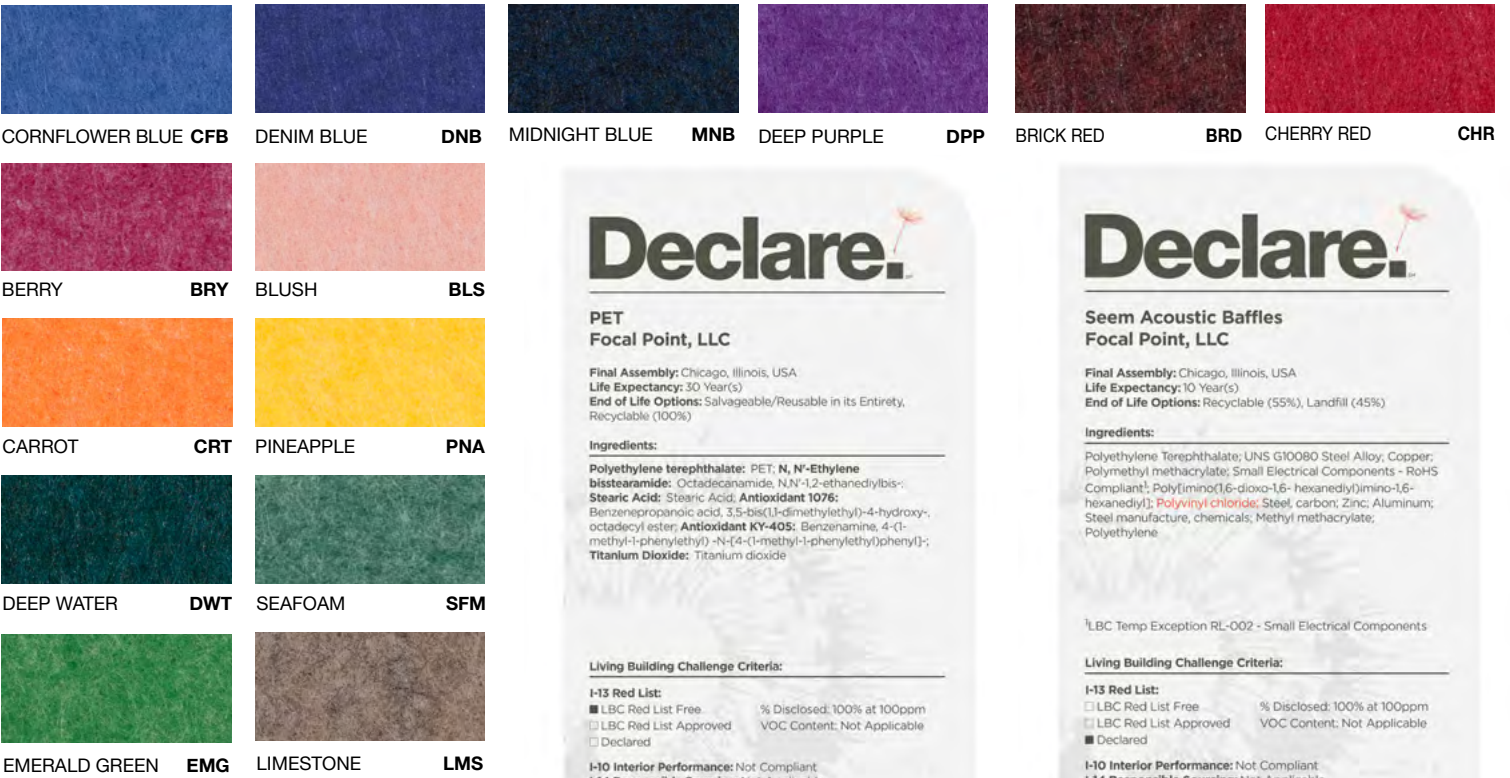
THE NATURALS (25% SCALE)



STANDARD PET



PREMIUM PET



Slight color variations are inherent to the PET felt manufacturing process. Color renditions on screens vary due to display settings and lighting conditions.

Order samples at focalpointlights.com/Samples

Declare.

PET
Focal Point, LLC

Final Assembly: Chicago, Illinois, USA
Life Expectancy: 30 Year(s)
End of Life Options: Salvageable/Reusable in its Entirety, Recyclable (100%)

Ingredients:
Polyethylene terephthalate; PET; N, N'-Ethylene bisstearamide; Octadecanamide; N,N'-1,2-ethanediylibis-; Stearic Acid; Antioxidant 1076; Benzenepropanoic acid, 3,5-bis(1-(dimethylethyl)-4-hydroxy-, octadecyl ester; Antioxidant KY-405; Benzenamine, 4-(1-methyl-1-phenylethyl)-N-[4-(1-methyl-1-phenylethyl)phenyl]; Titanium Dioxide; Titanium dioxide

Living Building Challenge Criteria:

I-13 Red List:
 LBC Red List Free % Disclosed: 100% at 100ppm
 LBC Red List Approved VOC Content: Not Applicable
 Declared

I-10 Interior Performance: Not Compliant
I-14 Responsible Sourcing: Not Applicable

FPL-0001
EXP: 01 JUN 2026
Original Issue Date: 2020

INTERNATIONAL LIVING FUTURE INSTITUTE™ living-future.org/declare

Declare.

Seem Acoustic Baffles
Focal Point, LLC

Final Assembly: Chicago, Illinois, USA
Life Expectancy: 10 Year(s)
End of Life Options: Recyclable (55%), Landfill (45%)

Ingredients:
Polyethylene Terephthalate; UNS G10080 Steel Alloy; Copper; Polymethyl methacrylate; Small Electrical Components - RoHS Compliant¹; Poly[imino(1,6-dioxo-1,6-hexanediy)imino-1,6-hexanediy]; Polyvinyl chloride; Steel, carbon; Zinc; Aluminum; Steel manufacture, chemicals; Methyl methacrylate; Polyethylene

¹LBC Temp Exception RL-002 - Small Electrical Components

Living Building Challenge Criteria:

I-13 Red List:
 LBC Red List Free % Disclosed: 100% at 100ppm
 LBC Red List Approved VOC Content: Not Applicable
 Declared

I-10 Interior Performance: Not Compliant
I-14 Responsible Sourcing: Not Applicable

FPL-0005
EXP: 01 FEB 2027
Original Issue Date: 2024

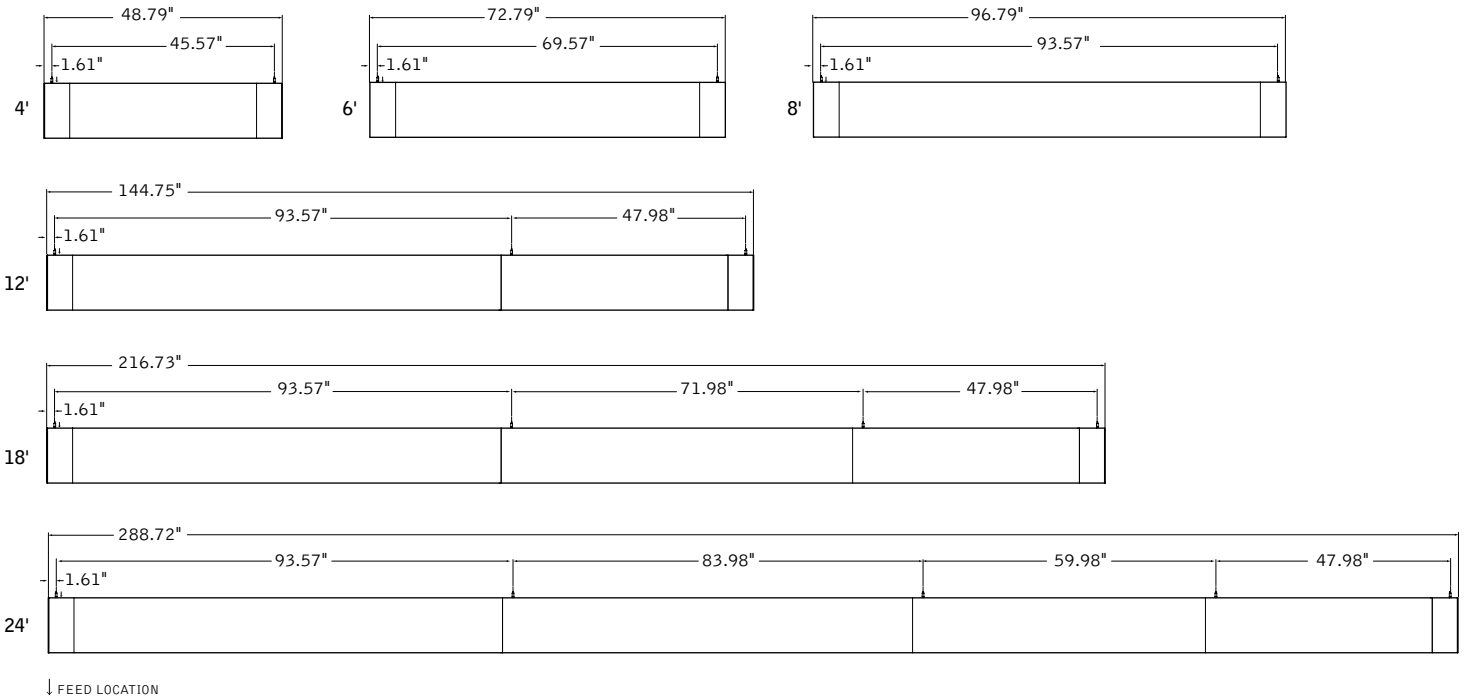
INTERNATIONAL LIVING FUTURE INSTITUTE™ living-future.org/declare

4' PERFORMANCE CHART - REGRESS LENS

Direct Lumen Output	Delivered Lumens	Tested System Watts	Lumens per Watt (LPW)				
			AS	Tested System Watts	BW	Tested System Watts	RL
100LF	400	5.51	73	5.51	73	5.51	73
200LF	800	7.57	106	8.10	99	8.28	97
300LF	1200	10.51	114	10.93	110	11.29	106
400LF	1600	13.21	121	14.17	113	14.69	109
500LF	2000	16.26	123	17.49	114	18.19	110

Based on 3500k, 80CRI, 4' lengths. 90 CRI Lumen multiplier = 0.87. Lumen output may vary +/- 5%. Actual wattage may vary +/- 5%.

MOUNTING DETAILS (see Run Chart on following page for number of hang points per run)



Ordering Guide

Linear Circuitry, Zones & Factory Options

HOW TO USE THIS GUIDE

Fill out the worksheet on the following page to specify your requirements for circuitry, zones, and factory options.

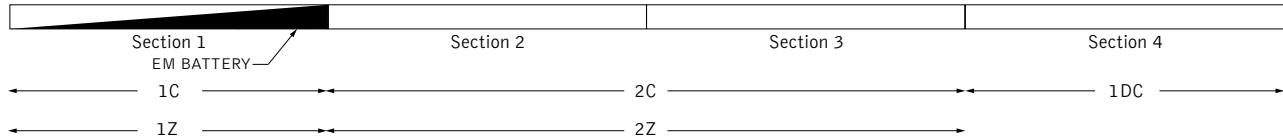
Refer to the run chart for standard run configurations, consult factory for custom configurations.

Complete the Totals / Ordering Codes at the bottom of the worksheet and add to your ordering logic on the cut sheet.

Submit the worksheet along with your order.

TOTAL RUN LENGTH: <u>32ft</u>		JOB NAME: _____			FIXTURE TYPE: _____			
HOUSING SECTION	SECTION LENGTH	SHARED ELECTRICAL FEED, NORMAL POWER			FACTORY OPTIONS			
		SWITCHING CIRCUIT	DIMMING ZONE	DAYLIGHT ZONE	SEPARATE ELECTRICAL FEEDS			EM
					DAYLIGHT CIRCUIT	EMERGENCY CIRCUIT	ECD	
1	8	1C	1Z					1EM
2	8	2C	2Z					
3	8	2C	2Z					
4	8				1DC			
Totals / Ordering Codes		2C	2Z		1DC			1EM

ORDERING: FSM4L-FL-625LF-35K- **2C2Z** -UNV-LD1-G2- **1DC-1EM** -WH-32ft



KEY	
C = Switching Circuit Switched Hot / Shared Neutral	DC = Daylight Circuit Switched Hot / Separate Neutral
Z = Dimming Zone Dimming Control Wires	EC = Emergency Circuit Switched Hot / Separate Neutral
DL = Daylight Zone Daylight Dimming Control Wires	EM = Emergency Battery Unswitched Hot / Shared Neutral
	ECD = Emergency Control Device Unswitched Hot / Separate Neutral

DEFAULTS

- Zones and Factory Options illuminate entire sections from 4' to 8' in length.
- One shared or isolated circuit and zone required per housing section.
- Limit of one EM or ECD per housing section.
- Additional electrical feed required for applications greater than three shared circuits and zones.
- Each DC, EC and ECD require an additional electrical feed.
- ECD not available in the same housing section as EC.
- Longer lead times and additional pricing may apply for custom run configurations.

CUSTOM LENGTHS

- If partial illumination of emergency or daylight section is required, indicate in ordering guide and add "partial illumination" in Order Notes. Drawing required.
- Engineering validation required, longer lead times may apply.

Ordering Guide Worksheet

Linear Circuitry, Zones & Factory Options

TOTAL RUN LENGTH: _____		JOB NAME: _____			FIXTURE TYPE: _____			
HOUSING SECTION	SECTION LENGTH	SHARED ELECTRICAL FEED, NORMAL POWER			FACTORY OPTIONS			
		SWITCHING CIRCUIT	DIMMING ZONE	DAYLIGHT ZONE	SEPARATE ELECTRICAL FEEDS			EM
DAYLIGHT CIRCUIT	EMERGENCY CIRCUIT				ECD			
1								
2								
3								
4								
5								
6								
7								
8								
9								
10								
11								
12								
13								
14								
15								
16								
17								
18								
19								
20								
Totals / Ordering Codes								

WORKSHEET

Combine to create Circuits & Zones ordering code

Enter as individual Factory Options

RUN CHART

Run length (ft)	Housing Configuration Section Lengths	# of hang points per run
9	5 + 4	3
10	6 + 4	3
11	7 + 4	3
12	8 + 4	3
13	8 + 5	3
14	8 + 6	3
15	8 + 7	3
16	8 + 8	3
17	8 + 5 + 4	4
18	8 + 6 + 4	4
19	8 + 7 + 4	4
20	8 + 7 + 5	4
21	8 + 7 + 6	4
22	8 + 7 + 7	4
23	8 + 7 + 8	4
24	8 + 7 + 5 + 4	5
25	8 + 7 + 6 + 4	5
26	8 + 7 + 7 + 4	5
27	8 + 7 + 7 + 5	5
28	8 + 7 + 7 + 6	5

Run length (ft)	Housing Configuration Section Lengths	# of hang points per run
29	8 + 7 + 7 + 7	5
30	8 + 7 + 7 + 8	5
31	8 + 7 + 7 + 5 + 4	6
32	8 + 7 + 7 + 6 + 4	6
33	8 + 7 + 7 + 7 + 4	6
34	8 + 7 + 7 + 7 + 5	6
35	8 + 7 + 7 + 7 + 6	6
36	8 + 7 + 7 + 7 + 7	6
37	8 + 7 + 7 + 7 + 8	6
38	8 + 7 + 7 + 7 + 5 + 4	7
39	8 + 7 + 7 + 7 + 6 + 4	7
40	8 + 7 + 7 + 7 + 7 + 4	7
41	8 + 7 + 7 + 7 + 7 + 5	7
42	8 + 7 + 7 + 7 + 7 + 6	7
43	8 + 7 + 7 + 7 + 7 + 7	7
44	8 + 7 + 7 + 7 + 7 + 8	7
45	8 + 7 + 7 + 7 + 7 + 5 + 4	8
46	8 + 7 + 7 + 7 + 7 + 6 + 4	8
47	8 + 7 + 7 + 7 + 7 + 7 + 4	8
48	8 + 7 + 7 + 7 + 7 + 7 + 5	8

Standard run configurations, consult factory for custom configurations and longer run lengths.