



FOCAL POINT®

Bringing It All To Light®

A brand of  legrand®



# Plyta™

*Playful form.*  
**Serious performance.**



# Plyta™

Plyta introduces soft-formed acoustic shapes that integrate a high-performance light engine, blending playful aesthetics with functional performance. The family gives designers the freedom to create expressive suspended acoustic canopies - whether in linear arrays, clusters, or geometric grids.

Plyta enhances interior environments with a perfect blend of acoustic performance, light quality, and flexible design options, supporting a range of ceiling compositions across hospitality venues, education facilities, commercial offices, retail outlets, airports, conference centers, and amenity spaces.

## **Acoustic luminaire & unlit companion**

- Three shapes: Circle, Ovo, and Triangle
- Nominal 24", 36", and 48" sizes
- Two-tone ability

## **Integrated ID+ 3.5" Pure Cylinder light engine**

- Delivers 700 - 2300 lumens
- Six beam spreads







# Design Flexibility

Plyta's playful shapes and sizes can be arranged to provide full ceiling coverage, in clusters to help define the space, or in linear arrays that add rhythm to hallways and support wayfinding. The lit and unlit shades offer exceptional flexibility to meet the acoustic, lighting, and interior design needs of any space.

## 36" Triangle Flower Pattern



429 Total units  
366 unlit | 63 luminaires

### Reverberation Time (RT60)

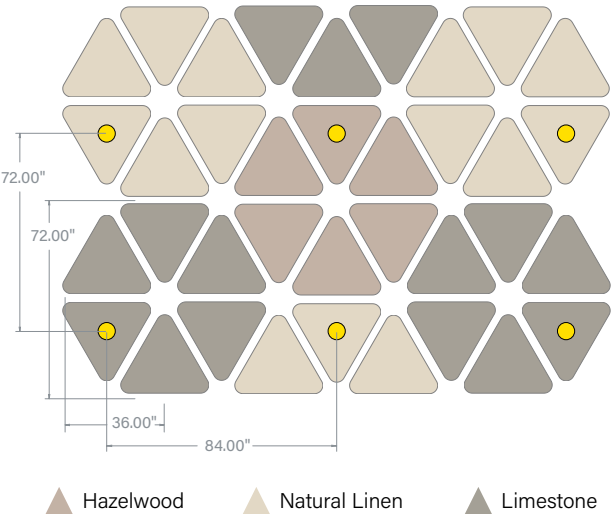
Frequency	500Hz	1000Hz	2000Hz
Open Ceiling	1.86	2.23	1.82
Plyta Ceiling	0.48	0.38	0.30

### Lighting

1700 lumens, 3500K, 80 CRI, Wide Flood

Average Workplane Illuminance: **30fc**

LPD: **0.48 W/ft²**



## Acoustic Performance

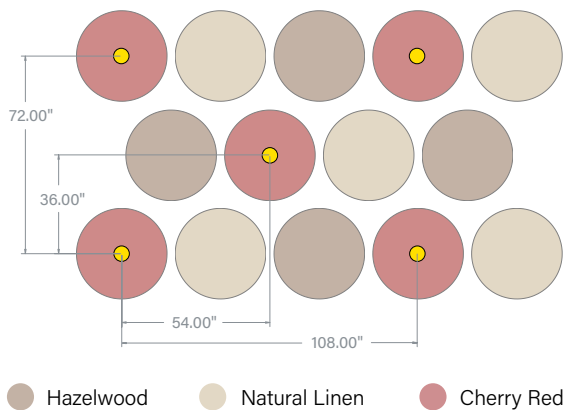
Tightly grouped or sparsely scattered, Plyta Circle, Ovo, and Triangle offer superior sound dampening with their double layer of PET felt that can also serve as a design element when selecting different finishes for the ceiling facing and floor facing surfaces.

Use Focal Point's online [Acoustic Calculator](#) to achieve the ideal layout and Reverberation Time (RT60) for your space.

### 36" Circle Pattern



247 Total units  
169 unlit | 78 luminaires



### Reverberation Time (RT60)

Frequency	500Hz	1000Hz	2000Hz
Open Ceiling	1.86	2.23	1.82
Plyta Ceiling	<b>0.70</b>	<b>0.59</b>	<b>0.46</b>

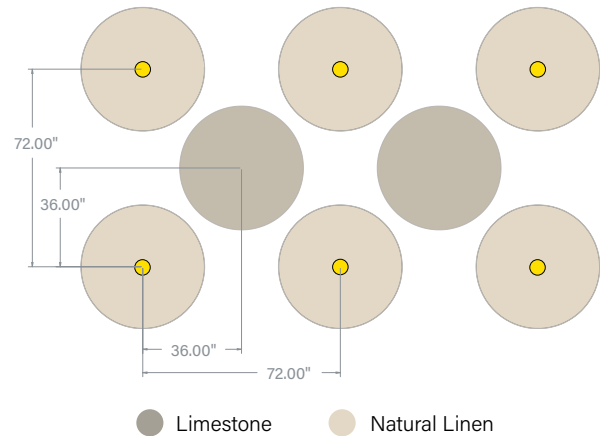
### Lighting

1300 lumens, 3500K, 80 CRI, Flood 1  
Average Workplane Illuminance: **29fc**  
LPD: **0.46 W/ft²**

### 48" Circle Pattern



114 Total units  
54 unlit | 60 luminaires



### Reverberation Time (RT60)

Frequency	500Hz	1000Hz	2000Hz
Open Ceiling	1.86	2.23	1.82
Plyta Ceiling	<b>0.77</b>	<b>0.66</b>	<b>0.53</b>

### Lighting

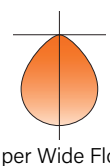
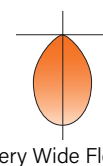
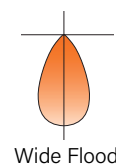
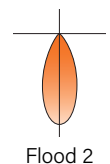
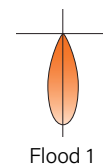
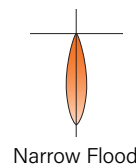
1500 lumens, 3500K, 80 CRI, Flood 1  
Average Workplane Illuminance: **32fc**  
LPD: **0.48 W/ft²**

# Integrated High-Performance Light Engine

Plyta integrates the ID+ 3.5" Pure cylinder as a light engine to deliver visual comfort and illumination control. Engineered for performance, it offers a wide range of lumen outputs, beam spreads, color temperatures, and color rendering indexes to meet the needs of diverse applications. This seamlessly integrated light source enhances Plyta's soft-formed design by combining powerful illumination with acoustic control, making it an ideal pendant solution for environments that demand both aesthetic impact and high-performing lighting.



- Round trim housing with a 4" height
- 700 - 2300 lumens
- 2700K, 3000K, 3500K, or 4000K
- 80, 90, or 97+ CRI
- 0 – 10V 1% dimming or phase dimming
- 60° cut-off or 75° cut-off with Solite lens
- Six distributions



The Mini Power Canopy offers a sleek aesthetic with a diameter matching that of the cylinder. It is adaptable to a variety of ceiling conditions with standard 24", 48", 96", and 120" suspension cable lengths and field cuttable power cable.

Subtle ceiling integration is achieved with canopies to match the luminaire, or ceiling finish.



White



Black



Palladium  
Silver



White



Black



Clear  
Diffuse



Warm  
Diffuse

The reflector options help achieve the desired brightness and mood within a space, and a tailored aesthetic with the selected PET felt shade finish.



# Appearance

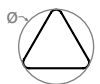

Plyta is available in nominal 24", 36", and 48" sizes to suit various spatial dimensions and arrangements.




**Circle**



**Ovo**



**Triangle**



ø Nominal overall diameter. For specific dimensions, consult cut sheets at [focalpointlights.com/Plyta](https://focalpointlights.com/Plyta). Wood grain will align with the longest axis of the profile.

Two-Tone Option

Specify contrasting colors for the top and bottom surfaces, mix and match solid colors and finishes from The Naturals collection to enhance the visual impact of the shade, or keep it simple with a single color.

Chamfer Edge

A chamfer edge detail softens the shade's profile while adding a touch of refinement.



NATURAL LINEN  
LIGHT OAK

BRICK RED  
CHERRY RED

PET Materials

Acoustic material is 100% polyester containing up to 50% recycled plastic bottles (PET) with an ASTM E-84 Class A / CAN ULC S102 fire rating and is moisture resistant. It is Declare Certified, LBC Red List Free. It can be easily cleaned with a soft, lint-free cloth or vacuumed.


COSMIC (25% SCALE)



THE NATURALS (25% SCALE)



STANDARD PET



PREMIUM PET



Slight color variations are inherent to the PET felt manufacturing process. Color renditions on screens vary due to display settings and lighting conditions.

Order samples at [focalpointlights.com/Samples](https://focalpointlights.com/Samples)



