

1' diameter skydome™



features

1' diameter recessed direct fluorescent with frosted flat acrylic lens.

Frosted acrylic lens produces a smooth appearance and diffuses lamp image.

Universal mounting is suitable for both grid & drywall applications.

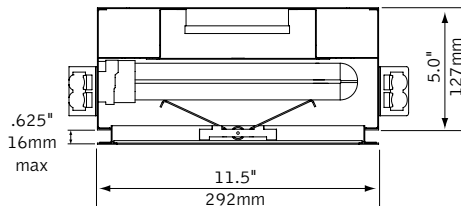
companion luminaire



surface/pendant
mount

2' thru 6'
recessed

dimensional data



lampping options



22W T5C



18W BIAx



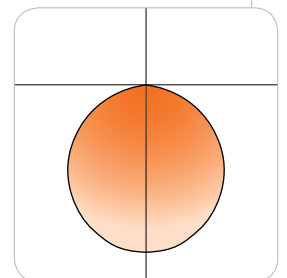
18W BIAx



CFL

performance

1-Lamp 18 W Biax
44% Efficiency
205 cd @ 0°

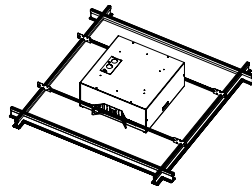
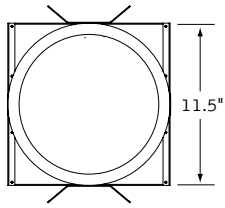


Visit focalpointlights.com for complete photometric data.

fixture:

project:

mounting information



fixture must be installed prior to drywall ceiling.
Drywall ceiling $\frac{5}{8}$ " max.

specifications

construction

Two-piece 20 Ga. steel reflector and housing.
Spun steel trim ring and doorframe.
Bottom access 20 Ga. steel ballast compartment.

1' unit weight: 7 lbs.

optic

One-piece 20 Ga. steel reflector finished in High Reflectance White powder coat.
0.08" premium white acrylic is held by one-piece spun steel doorframe and secured to the housing by torsion springs.
Flat lens supplied as standard.

electrical

Electronic ballasts are thermally protected and have a Class "P" rating.
Optional dimming ballasts available.
Consult factory for dimming specifications and availability.
UL and cUL listed.

finish

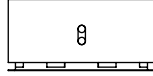
Polyester powder coat applied over a 5-stage pre-treatment.

ordering

luminaire series		<u>FSD</u>
Skydome	FSD	
nominal size		<u>11</u>
1' Diameter	11	
distribution		<u>D</u>
Direct Symmetrical	D	
lamp quantity		<u> </u>
One Lamp	1	
Two Lamp (Biax only)	2	
lamp type		<u> </u>
18 Watt Biax	BX18	
22 Watt T5 Circular	FC22	
26W Triple Tube, GX24q-3	26TT	
32W Triple Tube, GX24q-3	32TT	
ballast		<u> </u>
Electronic Program Start <10% THD	S	
Electronic Dimming Ballast* (CFL only)	D	
voltage		<u> </u>
120 Volt	120	
277 Volt	277	
347 Volt	347	
mounting		<u>U</u>
Universal	U	
shielding		<u>FLXP</u>
High Performance Flat Lens	FLXP	
factory options		<u> </u>
Bar Hangers	BH	
Chicago Plenum	CP	
Emergency Battery Pack*	EM	
HLR/GLR Fuse	FU	
Flex Whip*	FW	
Include 3000K Lamp	L830	
Include 3500K Lamp	L835	
Include 4100K Lamp	L841	
finish		<u>WH</u>
Matte Satin White	WH	

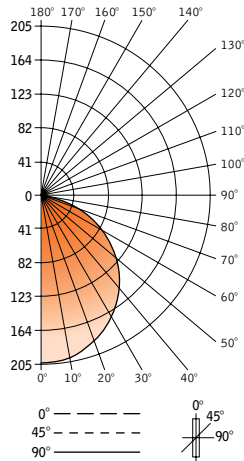
* for more information see Reference section.

skydome™ 1x1



Filename: FSD11D1BX18.IES
 Catalog #: FSD-11-D-1-BX18-S-120-U-FL-WH
 Efficiency: 44%
 Test #: 15188.0

CANDLEPOWER DISTRIBUTION



Spacing 1.2
 Criterion: 1.2

Vertical Angle	Horizontal Angle				Zonal Lumens
	0°	22.5°	45°	67.5°	
0°	205	205	205	205	205
5°	205	205	205	205	204
15°	196	196	197	197	196
25°	181	181	181	181	180
35°	159	159	159	159	159
45°	132	132	132	133	132
55°	102	100	100	100	100
65°	66	66	68	63	65
75°	29	31	30	30	29
85°	5	5	5	4	5
90°	0	0	0	0	0
95°	0	0	0	0	0
105°	0	0	0	0	0
115°	0	0	0	0	0
125°	0	0	0	0	0
135°	0	0	0	0	0
145°	0	0	0	0	0
155°	0	0	0	0	0
165°	0	0	0	0	0
175°	0	0	0	0	0
180°	0	0	0	0	0

LUMEN SUMMARY

Zone	Lumens	% Lamp	% Fixt
0°-30°	159	12.7	28.7
0°-40°	259	20.7	46.8
0°-60°	451	36.1	81.5
0°-90°	553	44.3	100.0
Total Luminaire	553	44.3	100.0

LUMINANCE DATA (CD/M²)

Vertical Angle	0°	45°	90°
45°	3749	3749	3749
55°	3571	3501	3501
65°	3136	3231	3089
75°	2250	2328	2250
85°	1152	1152	1383

CO-EFFICIENTS OF UTILIZATION

Floor	80				70				20							
Ceiling	70	50	30	10	70	50	30	10	50	10	50	10	30	10	50	10
Wall	53	53	53	53	51	51	51	51	49	49	48	48	45	45	45	44
RCR 0	53	53	53	53	51	51	51	51	49	49	48	48	45	45	45	44
1	49	47	45	44	48	46	43	44	44	42	42	40	41	39	38	38
2	45	41	39	36	44	41	36	39	35	38	34	38	34	36	34	33
3	41	37	34	31	40	36	31	35	30	34	30	34	30	33	29	28
4	38	33	29	26	37	32	26	31	26	30	26	30	26	29	25	24
5	34	29	25	22	34	29	22	28	22	27	22	27	22	26	22	21
6	32	26	22	19	34	26	19	24	19	25	19	25	19	23	19	18
7	29	23	20	17	28	23	17	2	17	22	17	21	16	21	16	16
8	27	21	17	15	26	21	15	20	15	19	14	19	14	19	14	13
9	25	19	15	13	24	19	13	18	13	17	12	17	12	17	12	12
10	23	17	14	11	22	17	11	16	11	16	11	16	11	16	11	10

Numbers indicate percentage values of reflectivity.

Go to www.focalpointlights.com for additional photometric data.