

# apollo 2 2x4

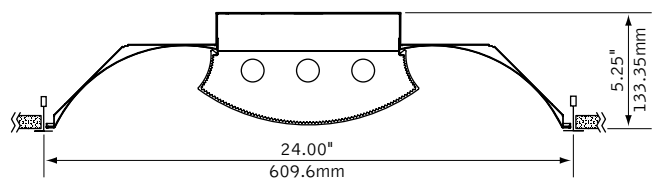


Covered by the following US Patents: 7,674,005 B2 and 7,963,662 B2.

## features

- 2'x4' recessed indirect with acrylic diffuser.
- Fixture efficiencies as high as 80%.
- Sealed optical compartment for easy cleaning and maintenance.
- Extruded acrylic diffuser provides low brightness and even illumination.
- The Apollo 2 luminaire, with its clean architectural design, is ideal for corridors and offices in healthcare applications.

## dimensional data



## lamping options



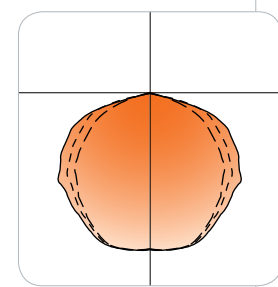
T8 LAMPS



T5/T5H0 LAMPS

## performance

- 3-Lamp T8
- 75% Efficiency
- 2100 cd @ 15°



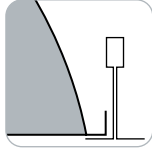
Visit [focalpointlights.com](http://focalpointlights.com) for complete photometric data.

fixture:  
project:

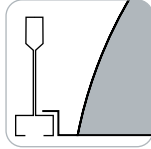
### mounting information

#### grid

specify "G" for flat 9/16" and 15/16" tee or "ST" for 9/16" slot tee grid types.



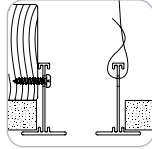
"G" flat tee  
Luminaires cannot be installed in T-bar ceiling systems over 1.5" high in T8 lamp configurations.



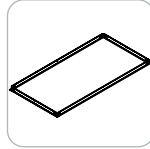
"ST" slot tee

#### drywall frame kit

specify "DF" Drywall Frame Kit for drywall ceiling conditions.



Use tie-wire or screws to secure frame kit.



cut out dimensions:  
2': Min: 24.25"  
Max: 24.563"  
4': Min: 48.25"  
Max: 48.563"

### specifications

#### construction

20 Ga. steel housing.  
Lamp compartment is sealed and enclosed by detachable extruded acrylic diffuser.  
.250" closed-cell gasket seals acrylic lamp shield at ends of fixture.  
Bottom access 20 Ga. steel ballast compartment.

weight: 32 lbs

#### optic

One-piece 20 Ga. steel side reflectors finished in Matte Satin White powder coat.  
20 Ga. steel center reflector finished in High reflectance White.

#### electrical

Ballasts are thermally protected and have a Class "P" rating.  
Optional dimming ballasts available.  
Consult factory for dimming specifications and availability.  
UL and cUL listed.

#### finish

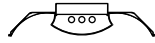
Polyester powder coat applied over a 5-stage pre-treatment.

### ordering

luminaire series	Apollo 2	FMA2	<u>FMA2</u>
nominal size	2'x4'	24	<u>24</u>
lamp quantity	Two Lamp	2	_____
	Three Lamp	3	_____
lamp type	T8	T8	_____
	T5	T5	_____
	T5H0	T5H0	_____
circuits	Single Circuit	1C	_____
	Dual Circuit	2C	_____
	(Multiple lamp luminaires only)		
voltage	120 Volt	120	_____
	277 Volt	277	_____
	347 Volt	347	_____
ballast	Electronic Instant Start <20% THD	E	_____
	Electronic Program Start <10% THD	S	_____
	Electronic Dimming Ballast*	D	_____
mounting	Grid Mount	G	_____
	Slot tee	ST	_____
factory options	Chicago Plenum	CP	_____
	Drywall Frame Kit (Cut out dimensions: Min: 24.25"/Max: 24.563" Min: 48.25"/Max 48.563")	DF	_____
	Single Fuse and Holder	FU	_____
	Include 3000K Lamp*	L830	_____
	Include 3500K Lamp*	L835	_____
	Include 4100K Lamp*	L841	_____
	Separate Circuit*	SC	_____
	Separate Circuit Tandem*	SCT	_____
	Labor Saving Master Satellite*	LS	_____
	Ballast Saving Tandem*	BST	_____
finish	Matte Satin White	WH	_____
	Matte Satin White Anti-Microbial	WHA	_____

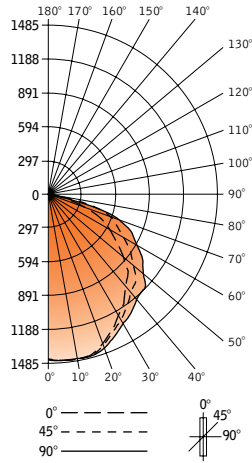
\* for more information see Reference section.

# apollo 2 2x4



Filename: FMA2243T8.IES  
 Catalog #: FMA2-24-3-T8-1C-120-E-G-WH  
 Efficiency: 75%  
 Test #: 12333.0

## CANDLEPOWER DISTRIBUTION



Spacing 1.3  
 Criterion: 1.4

Vertical Angle	Horizontal Angle				Zonal Lumens
	0°	22.5°	45°	67.5°	
0°	2090	2090	2090	2090	2090
5°	2091	2091	2091	2093	2093
15°	2073	2078	2087	2095	2100
25°	1899	1908	1932	1964	1978
35°	1646	1663	1719	1789	1814
45°	1414	1442	1552	1665	1706
55°	1060	1102	1237	1371	1418
65°	715	769	914	1059	1111
75°	365	432	515	577	596
85°	93	111	124	125	130
90°	0	0	0	0	0
95°	0	0	0	0	0
105°	0	0	0	0	0
115°	0	0	0	0	0
125°	0	0	0	0	0
135°	0	0	0	0	0
145°	0	0	0	0	0
155°	0	0	0	0	0
165°	0	0	0	0	0
175°	0	0	0	0	0
180°	0	0	0	0	0

## LUMEN SUMMARY

Zone	Lumens	% Lamp	% Fixt
0°-30°	1687	19.1	25.4
0°-40°	2771	31.3	41.7
0°-60°	5085	57.5	76.5
0°-90°	6651	75.1	100.0
<b>Total Luminaire</b>	<b>6651</b>	<b>75.1</b>	<b>100.0</b>

## LUMINANCE DATA (CD/M<sup>2</sup>)

Vertical Angle	0°	45°	90°
45°	2845	3123	3433
55°	2630	3069	3518
65°	2407	3077	3741
75°	2007	2831	3277
85°	1518	2024	2122

## CO-EFFICIENTS OF UTILIZATION

Floor	80				70				50				30				10				00			
Ceiling	70	50	30	10	70	50	30	10	50	10	50	10	50	10	50	10	50	10	50	10	50	10	50	10
Wall	89	89	89	89	87	87	87	87	83	83	80	80	80	80	77	77	75	75	71	71	74	69	71	67
RCR	0	1	2	3	4	5	6	7	8	9	10	10	10	10	10	10	10	10	10	10	10	10	10	10
1	82	79	75	73	80	77	71	74	69	71	67	68	65	64										
2	75	69	64	59	73	67	59	65	57	62	56	60	55	53										
3	68	61	55	50	67	59	49	57	48	55	48	53	47	45										
4	63	54	47	42	61	53	42	51	42	49	41	47	40	38										
5	57	47	40	35	55	46	35	45	35	43	34	42	34	32										
6	52	42	35	30	51	41	30	40	30	39	30	37	29	28										
7	48	38	31	26	47	37	26	36	26	35	26	34	26	24										
8	44	34	27	23	43	33	27	32	26	31	26	30	22	21										
9	41	30	24	19	39	30	19	29	19	28	19	27	19	18										
10	38	27	21	17	37	27	17	26	17	25	17	25	17	15										

Numbers indicate percentage values of

Go to [www.focalpointlights.com](http://www.focalpointlights.com) for additional photometric data.