


asymmetric
skylite® 2x4



features

2'x4' recessed asymmetric indirect with perforated side basket.

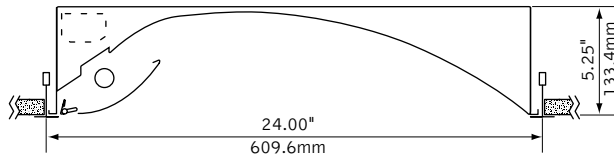
High reflectance, low gloss Matte White finish controls glare and provides high efficiency.

Perforated lamp shield swings down for easy relamping.

All luminaire combinations may be continuously row mounted.

Asymmetric distribution illuminates corridors, conference rooms or any area where high angle vertical illumination is desired.

dimensional data



lampping options



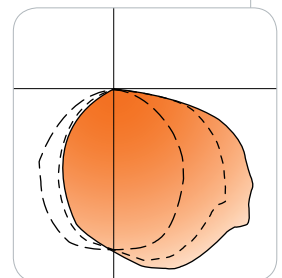
T8 LAMPS



T5/T5H0 LAMPS

performance

1-Lamp T5H0
63% Efficiency
1207 cd @ 45°



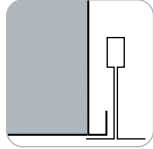
Visit focalpointlights.com for complete photometric data.

fixture:
project:

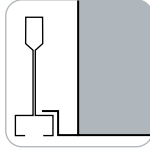
mounting information

grid

specify "G" for flat 9/16" and 15/16" tee or "ST" for 9/16" slot tee grid types.



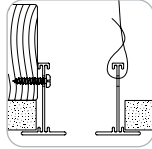
"G" flat tee
Luminaires cannot be installed in T-bar ceiling systems over 1.5" high in T8 lamp configurations.



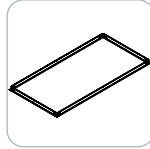
"ST" slot tee

drywall frame kit

specify "DF" Drywall Frame Kit for drywall ceiling conditions.



Use tie-wire or screws to secure frame kit.



cut out dimensions:
2': Min: 24.25"
Max: 24.563"
4': Min: 48.25"
Max: 48.563"

specifications

construction

One-piece 20 Ga. steel reflector and housing.
22 Ga. perforated shields with white acrylic lens insert.
Shield is secured by spring latches that allow for easy relamping.

weight: 38 lbs

optic

One-piece 20 Ga. steel reflector finished in Matte Satin White powder coat.

electrical

Electronic ballasts are thermally protected and have a Class "P" rating.
Optional dimming ballasts available.
Consult factory for dimming specifications and availability.
UL and cUL listed.

finish

Polyester powder coat applied over a 5-stage pre-treatment.

ordering

luminaire series	SkyLite	FBX	<u>FBX</u>
nominal size	2' x 4'	24	<u>24</u>
distribution	Asymmetric	W	<u>W</u>
lamp quantity	One Lamp	1	
	Two Lamp	2	
lamp type	T8	T8	
	T5	T5	
	T5HO	T5HO	
ballast	Electronic Instant Start <20% THD (T8 only)	E	
	Electronic Program Start <10% THD	S	
	Electronic Dimming Ballast*	D	
voltage	120 Volt	120	
	277 Volt	277	
	347 Volt	347	
mounting	Grid	G	
	Surface Mount	SM	
	Slot Tee	ST	
shielding	Perforated Shield	PS	<u>PS</u>
factory options	Chicago Plenum	CP	
	Dust Cover	DC	
	Drywall Frame Kit (Cut out dimensions: Min:24.25"/Max: 24.563" Min: 48.25"/Max 48.563")	DF	
	Emergency Battery Pack*	EM	
	Earthquake Clip	EQ	
	HLR/GLR Fuse	FU	
	Flex Whip*	FW	
	Include 3000K Lamp*	L830	
	Include 3500K Lamp*	L835	
	Include 4100K Lamp*	L841	
	Separate Circuit*	SC	
	Separate Circuit Tandem*	SCT	
	Labor Saving Master Satellite*	LS	
	Ballast Saving Tandem*	BST	
	Lutron™ Sensor Feed* (EcoSystem ballast required)	SF	
finish	Matte Satin White	WH	<u>WH</u>

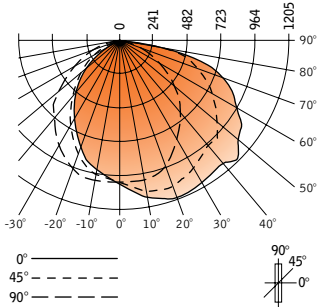
* for more information see Reference section.

asymmetric skylite® 2x4



Filename: FBX24W1T5HPS.IES
 Catalog #: FBX-24-W-1-T5H0-E-120-G-PS-WH
 Efficiency: 63%
 Test #: 12536.0

CANDLEPOWER DISTRIBUTION



Vertical Angle	Horizontal Angle					Zonal Lumens
	0°	22.5°	45°	67.5°	90°	
0°	1026	1026	1026	1026	1026	
5°	1083	1074	1061	1042	1025	98
15°	1176	1160	1121	1070	1012	290
25°	1201	1172	1102	1010	914	433
35°	1176	1136	1033	903	773	510
45°	1207	1153	105	811	636	550
55°	1074	1020	855	629	437	493
65°	912	863	706	461	267	405
75°	645	620	492	285	140	277
85°	137	137	108	84	34	71
90°	0	0	0	0	0	
95°	0	0	0	0	0	
105°	0	0	0	0	0	
115°	0	0	0	0	0	
125°	0	0	0	0	0	
135°	0	0	0	0	0	
145°	0	0	0	0	0	
155°	0	0	0	0	0	
165°	0	0	0	0	0	
175°	0	0	0	0	0	
180°	0	0	0	0	0	

LUMEN SUMMARY

Zone	Lumens	% Lamp	% Fixt	
0°-30°	821	16.4	26.3	
0°-40°	1330	26.6	42.6	
0°-60°	2373	47.5	75.9	
0°-90°	3126	62.5	100.0	
Total Luminaire	0°-180°	3126	62.5	100.0