

skylite® 1x4



features

1'x4' recessed indirect with perforated side baskets.

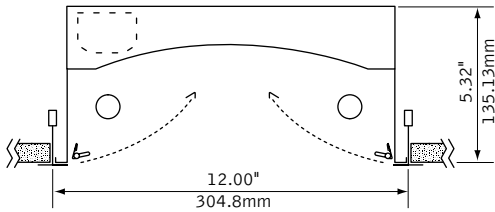
High reflectance, low gloss Matte White finish controls glare and provides high efficiency.

Perforated lamp shields swing down for easy relamping.

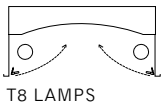
All luminaire combinations may be continuously row mounted.

Skylite® provides high angle uniform distribution ideal for general illumination.

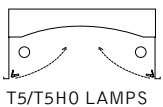
dimensional data



lamping options



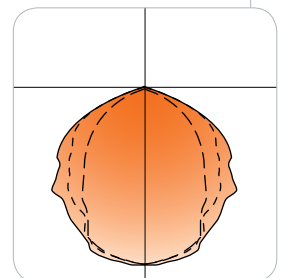
T8 LAMPS



T5/T5HO LAMPS

performance

2-Lamp T5
56% Efficiency
1048 cd @ 0°



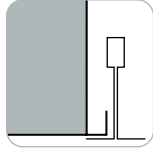
Visit focalpointlights.com for complete photometric data.

fixture:
project:

mounting information

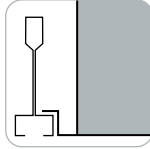
grid

specify "G" for flat 9/16" and 15/16" tee or "ST" for 9/16" slot tee grid types.



"G" flat tee

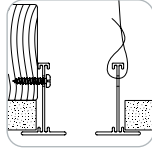
Luminaires cannot be installed in T-bar ceiling systems over 1.5" high in T8 lamp configurations.



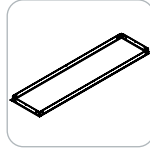
"ST" slot tee

drywall frame kit

specify "DF" Drywall Frame Kit for drywall ceiling conditions.



Use tie-wire or screws to secure frame kit.



cut out dimensions:
1': Min: 12.25"
Max: 12.563"
4': Min: 48.25"
Max: 48.563"

specifications

construction

One-piece 20 Ga. steel reflector and housing.
22 Ga. perforated shields with white acrylic lens insert.
Shields are secured by spring latches that allow for easy relamping.

weight: 18 lbs

optic

One-piece 20 Ga. steel reflector finished in Matte Satin White powder coat.

electrical

Electronic ballasts are thermally protected and have a Class "P" rating.
Optional dimming ballasts available.
Consult factory for dimming specifications and availability.
UL and cUL listed.

finish

Polyester powder coat applied over a 5-stage pre-treatment.

ordering

luminaire series	Skylite	FBX	<u>FBX</u>
nominal size	1' x 4'	14	<u>14</u>
distribution	Bi-Directional	B	<u>B</u>
lamp quantity	Two Lamp	2	<u>2</u>
lamp type	T8	T8	
	T5	T5	
	T5H0	T5H0	
ballast	Electronic Instant Start <20% THD (T8 only)	E	
	Electronic Program Start <10% THD	S	
	Electronic Dimming Ballast*	D	
voltage	120 Volt	120	
	277 Volt	277	
	347 Volt	347	
mounting	Grid	G	
	Slot Tee	ST	
	Surface Mount	SM	
shielding	Perforated Shield	PS	<u>PS</u>
factory options	Air Return	AR	
	Chicago Plenum	CP	
	Dust Cover	DC	
	Drywall Frame Kit (Cut out dimensions: Min: 12.25"/Max: 12.563" Min: 48.25"/Max 48.563")	DF	
	Emergency Battery Pack*	EM	
	Earthquake Clip	EQ	
	HLR/GLR Fuse	FU	
	Flex Whip*	FW	
	Include 3000K Lamp	L830	
	Include 3500K Lamp	L835	
	Include 4100K Lamp	L841	
	Master Satellite*	MS	
	Separate Circuit* (may cause loss of uniformity)	SC	
	Tandem Wiring*	TW	
	Lutron™ Sensor Feed* (EcoSystem ballast required)	SF	
finish	Matte Satin White	WH	<u>WH</u>

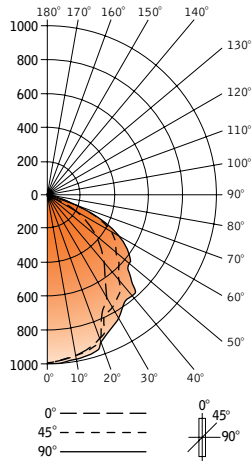
* for more information see Reference section.

skylite® 1x4



Filename: FBX142T5PS.IES
 Catalog #: FBX-14-B-2-T5-S-120-G-PS-WH
 Efficiency: 56%
 Test #: 10149.0

CANDLEPOWER DISTRIBUTION



Spacing 1.2
 Criterion: 1.3

Vertical Angle	Horizontal Angle				Zonal Lumens
	0°	22.5°	45°	67.5°	
0°	1048	1048	1048	1048	1048
5°	1048	1054	1060	1059	1063
15°	1024	1038	1034	1034	1037
25°	945	955	958	966	971
35°	804	814	834	872	881
45°	670	687	753	815	836
55°	471	513	622	708	734
65°	283	359	496	562	569
75°	136	220	235	231	235
85°	33	33	38	43	44
90°	0	0	0	0	0
95°	0	0	0	0	0
105°	0	0	0	0	0
115°	0	0	0	0	0
125°	0	0	0	0	0
135°	0	0	0	0	0
145°	0	0	0	0	0
155°	0	0	0	0	0
165°	0	0	0	0	0
175°	0	0	0	0	0
180°	0	0	0	0	0

LUMEN SUMMARY

Zone	Lumens	% Lamp	% Fixt
0°-30°	838	14.4	26.0
0°-40°	1366	23.6	42.3
0°-60°	2497	43.1	77.4
0°-90°	3226	55.6	100.0
Total Luminaire	3226	56	100.0

LUMINANCE DATA (CD/M²)

Vertical Angle	0°	45°	90°
45°	2819	3168	3517
55°	2443	3226	3807
65°	1992	3492	4006
75°	1563	2701	2701
85°	1126	1297	1502

CO-EFFICIENTS OF UTILIZATION

Floor	80			70			20			
Ceiling	70	50	30	10	70	50	10	50	10	00
Wall	66	66	66	66	65	65	65	62	62	59
RCR 0	66	66	66	66	65	65	65	62	62	59
1	61	58	56	54	59	57	53	55	52	53
2	56	51	48	44	54	50	44	48	43	46
3	51	45	41	37	50	44	37	43	36	41
4	47	40	35	32	45	39	31	38	31	37
5	42	35	30	26	41	35	26	33	26	32
6	39	31	26	23	38	31	23	30	22	29
7	36	28	23	20	35	28	20	27	19	26
8	33	25	20	17	32	25	17	24	17	23
9	30	22	18	15	29	22	15	21	14	21
10	28	20	16	13	27	20	13	20	13	19

Numbers indicate percentage values of reflectivity.

Go to www.focalpointlights.com for additional photometric data.